



# Elite Academic Academy - Lucerne

Please join my meeting from your computer, tablet or  
smartphone. Join Zoom Meeting

[https://eliteacademic.zoom.us/j/97566202696?](https://eliteacademic.zoom.us/j/97566202696?pwd=R2daZzJSNnZPNUV3Nk83K0diZXJtUT09)  
pwd=R2daZzJSNnZPNUV3Nk83K0diZXJtUT09 Meeting ID:  
975 6620 2696 Passcode: 920373

June 13th, 2025 at 9:00 am

43414 Business Park Drive, Temecula, CA 92590

109 Don Carlos Way, Ojai, CA 93023

43495 Palm Royale Dr., La Quinta, CA 92253



## Elite Academic Academy - Lucerne - June 13th, 2025

### Board Of Directors - Elite Academic Academy - Lucerne

---

#### Meeting Location

Any public vote will be done by roll call to ensure the public knows who is speaking and voting. Members of the public may easily observe the meeting and offer public comment using the following dial-in numbers and/or internet link:

Join Zoom Meeting [https://eliteacademic.zoom.us/j/97566202696?](https://eliteacademic.zoom.us/j/97566202696?pwd=R2daZzJSNnZPNUV3Nk83K0diZXJtUT09)

pwd=R2daZzJSNnZPNUV3Nk83K0diZXJtUT09

Meeting ID: 975 6620 2696 Passcode: 920373

Time:

---

#### 1.0 Call To Order

Roll Call:

Susan McDougal, Nicole Aguirre

---

#### 2.0 Approve/Adopt the Agenda

It is recommended the Board of Directors adopt as presented the agenda for the Special Board Meeting of June 13th, 2025.

Motion: Second:

Vote:

---

#### 3.0 Public Comment -Closed Session

The public has a right to comment on any items of the closed session agenda. Members of the public will be permitted to comment on any other item within the Board's jurisdiction under section 8.0 Public Comments at Board Meetings.

---

#### 4.0 Adjourn to Closed Session

The board will consider and may act on any of the Closed Session matters listed in Agenda Item 13.0.

---

#### 5.0 Closed Session

The Board will consider and may act on any of the following items in closed session; any action taken in closed session will be reported in open session as required by law.

**5.1 Personnel Matters (With respect to every item of business to be discussed in closed session pursuant to Government Code Section 54957.6)**

**5.2 Employer/Employee Relations (With respect to every item of business to be discussed in closed session pursuant to Government Code Section 54957.6)**

Time:

---

#### 6.0 Pledge Of Allegiance

Led By:

---

#### 7.0 Open Session

---

#### 8.0 Public Comment

Please submit a request to speak to the Board of Directors. Cards can be asked for by emailing [galtamirano@eliteacademic.com](mailto:galtamirano@eliteacademic.com). Please complete and return the form for agendized or non-agendized items, prior to the meeting. Not more than three (3) minutes are to be allotted to any one (1) speaker, and no more than twenty (20) minutes on the same subject. This portion of the agenda is for comments, recognitions and reports to the Board and is not intended to be a question and answer period. If you have

questions for the Board, please provide the Board President with a written copy and an administrator will provide answers at a later date. A request for disability-related modifications or accommodations in order to participate in the public meeting, including auxiliary aids or services, may be made to Ms. Meghan Freeman at mfreeman@eliteacademic.com at least 72 hours prior to the meeting.

---

## 9.0 General Functions

### 9.1 Consent Agenda

Motion: Second:  
Vote:

#### A. CEO Report

[letter.pdf](#)

[Legislative Update.pdf](#)

#### B. Meeting Minutes from May 27th, 2025

[EAA-LU 05.27.25.pdf](#)

#### C. Warrant Register

[WarrantRegisterLU\\_Jun\\_2425 \(1\).pdf](#)

---

## 10.0 Personnel Services

### 10.1 Chief Executive Officer Employment Agreement

Motion: Second:  
Vote:

It is recommended that the board approve the following Chief Executive Officer Employment Agreement for Elite Academic Academy - Lucerne.

[2025 Employment Agreement .pdf](#)

### 10.2 Chief Academic Officer Employment Agreement

Motion: Second:  
Vote:

It is recommended that the board approve the following Chief Academic Officer Employment Agreement for Elite Academic Academy - Lucerne.

[2025 Employment Agreement.pdf](#)

### 10.3 Temporary Employee Contracts

Motion: Second:  
Vote:

It is recommended that the board ratify the following Temporary Employee Contracts for Elite Academic Academy - Lucerne.

[EAA LU Temp Contracts.pdf](#)

### 10.4 Independent Contractor Agreements

Motion: Second:  
Vote:

It is recommended that the board ratify the following Independent Contractor Agreements for Elite Academic Academy - Lucerne.

[CT IC Agreement.pdf](#)

[JS IC Agreement 2025-26.pdf](#)

### 10.5 Salary Ranges 2025-26

Motion: Second:  
Vote:

It is recommended that the board approve the following Salary Ranges 2025-26 for Elite Academic Academy - Lucerne.

[DRAFT 2025\\_2026 Staff Salary Ranges - Administrative Ranges.pdf](#)

[DRAFT 2025\\_2026 Staff Salary Ranges - Benefits\\_Stipends\\_Riders.pdf](#)

[DRAFT 2025\\_2026 Staff Salary Ranges - Certificated Ranges.pdf](#)

[DRAFT 2025\\_2026 Staff Salary Ranges - Classified Ranges.pdf](#)

---

## 11.0 Business Services

### 11.1 Improved Technology Budget for 2025-26

It is recommended that the board approve the following Budget for 2025-26 for Elite Academic Academy - Lucerne.

[24-25 Technology Budget.pdf](#)

Motion: Second:  
Vote:

### 11.2 Community Partner Agreement

It is recommended that the board approve the following Year Round Community Supplemental Partner Agreement with ESC for Elite Academic Academy - Lucerne.

[ESC Year Round Community Partner Agreement 25.26.pdf](#)

Motion: Second:  
Vote:

### 11.3 BLUUM SEL Phase 1 Invoice

It is recommended that the board approve the following SEL Phase 1 Invoice for Elite Academic Academy - Lucerne.

[SEL Phase 1.pdf](#)

Motion: Second:  
Vote:

### 11.4 One time off schedule salary increase

It is recommended that the board approve the following one time off schedule salary increase resolution for Elite Academic Academy - Lucerne.

[EAA-LU REGARDING ONE-TIME OFF-SCHEDULE SALARY INCREASE 06.2025.pdf](#)

Motion: Second:  
Vote:

### 11.5 Recurring Expenses 2025-26

It is recommended that the board approve the following recurring expenses for Elite Academic Academy - Lucerne.

[FY26\\_EAA\\_LU\\_Reccuring Contracts.pdf](#)

Motion: Second:  
Vote:

### 11.6 Elite X Professional Development Proposal 2025-26

It is recommended that the board approve the following Elite X Proposal for Elite Academic Academy - Lucerne.

[EliteX Proposal 2025-2026.pdf](#)

Motion: Second:  
Vote:

### 11.7 CARS Application

It is recommended that the board approve the following CARS Application for Elite Academic Academy - Lucerne.

[FY26\\_LU\\_CARS\\_AppforFndng.pdf](#)

Motion: Second:  
Vote:

### 11.8 Van Purchase Proposal

It is recommended that the board approve the following Van Purchase Proposal for Elite Academic Academy - Lucerne.

[Ford Van Quote.pdf](#)

Motion: Second:  
Vote:

---

## 12.0 Educational Services/Policy Development

### 12.1 LCAP

It is recommended that the board approve the following LCAP for Elite Academic Academy - Lucerne.

[2025\\_Local\\_Control\\_and\\_Accountability\\_Plan\\_Elite\\_Academic\\_Academy\\_-\\_Lucerne\\_20250608.pdf](#)

Motion: Second:  
Vote:

### 12.2 Local Control Indicators

It is recommended that the board approve the following Local Control Indicators for Elite Academic Academy - Lucerne.

[2025\\_Local\\_Indicator\\_Self-Reflection\\_24-25\\_Indicators\\_Elite\\_Academic\\_Academy\\_-\\_Lucerne\\_20250521.pdf](#)

Motion: Second:  
Vote:

### 12.3 2025-26 Budget

It is recommended that the board approve the following 2025-26

Motion: Second:  
Vote:



Budget for Elite Academic Academy - Lucerne.

[FY 25.26 EAA CASH FLOW\\_BUDGET - LU Board Report \(1\).pdf](#)

[FY 25.26 EAA CASH FLOW\\_BUDGET - LU Cash Graph.pdf](#)

[FY26\\_EAA\\_LU\\_Budget\\_County Form.pdf](#)

[FY26\\_EAA\\_LU\\_Budget\\_LCFF Calculator.pdf](#)

## 12.4 Bank Resolution

It is recommended that the board approve the following Bank Resolution for Elite Academic Academy - Lucerne.

Motion: Second:  
Vote:

[EAA-LU Resolution to Appoint Secretary.pdf](#)

---

## 13.0 Report of Action Taken in Closed Session

The Board will report any action taken in closed session as required by law.

---

## 14.0 Calendar

The next regularly scheduled board meeting is August 7th, 2025 at 9:00 am.

### 14.1 Board of Directors Meeting Calendar 2025-26

It is recommended that the board approve the following Board of Directors Meeting Calendar 2025-26 for Elite Academic Academy - Lucerne.

Motion: Second:  
Vote:

[EAA-LU 2025-26 Board of Directors Meetings Calendar\(draft\).docx \(1\).pdf](#)

---

## 15.0 Board Comments and Future Planning

Time:

---

## 16.0 Adjournment

In compliance with Government Code section 54957.5, open session materials distributed to Board Members for review prior to a meeting may be viewed at the eliteacademic.com or at the scheduled meeting. Board agenda back-up materials may also be requested by calling the School at 1(866)354-8302. In addition, if you would like a copy of any record related to an item on the agenda, please contact administration.

In compliance with the American with Disabilities Act, if you need special assistance, disability-related modifications or accommodations, including auxiliary aids or services, in order to participate in the public meetings of the charter's board of directors, please contact the School at 1(866) 354-8302. Notification 72 hours prior to the meeting will enable the School to make reasonable arrangements to ensure accommodation and accessibility to this meeting. Upon request, the School shall also make available this agenda and all other public records associated with this meeting in appropriate alternative formats for persons with a disability.

Motion: Second:  
Vote:

# THE ARENA

**My mom used to say,** “Find the student who seems alone and be kind to them.” That simple truth shaped everything I am. Even as a kid, I was drawn to those on the outside—students who were new, different, or struggling. Reaching out felt right. But it also made me a target.

I remember sitting with a boy at lunch who was having a hard time. By that afternoon, a rumor had spread that I had the same “cooties” the school had unfairly assigned to him. I hadn’t done anything wrong. But the feeling of being judged and misunderstood for choosing kindness—it stuck with me.

I didn’t know it then, but I was learning a lesson I’d carry for life: when you stand beside someone—or something—that others don’t understand, you often become a target too. But you stand anyway.

The boy at the lunch table? **Today, he is school choice**—more specifically, non-classroom-based charter schools. He represents parents seeking something different and students thriving beyond traditional structures. And just like back then, there are still people who would rather dismiss what they don’t understand than pause long enough to ask, “What if this is exactly what’s needed?”

I stepped into the arena of public education not to reject the system but to reimagine it. I mortgaged my home to help launch Elite Academic Academy because I believed—and still believe—that students and educators deserve more than what outdated systems can provide. We didn’t build Elite to take down anything. We built it to create something better. Elite is legally compliant, fully transparent, and student-centered. It’s not a loophole. It’s a lifeline. We created a model that personalizes learning, honors teachers, and supports growth.

Our year-round program offers every student a 175-day seat and has helped hundreds of high schoolers—many from under-privileged communities—graduate, catch up, or accelerate. We’ve seen meaningful academic gains even with students who enroll midyear. Those results don’t happen by accident; they happen because of vision, care, and relentless follow-through.

That includes how we support our team. I believe paying people well is not something to explain—it's something to model. Every salary at Elite—whether for an administrator, teacher, or staff member—is approved by our Board and publicly available. When you build a culture where people feel trusted and valued, they stay. And most importantly, they thrive.

**That's why Elite has a 98% teacher retention rate. That's not luck, that's leadership.**

Our operational backbone is just as strong. Our back office—led by a CEO who would be the envy of any organization—has delivered clean audits and unqualified opinions year after year. That kind of operational excellence makes everything else possible.

Still, as with anything meaningful, there's been noise. Recently, a single article tried to reshape our story. It was based on two former employees who voiced no concerns at the time and written by a reporter with a long record of anti-charter bias. The piece cast shadows instead of light.

Here's the hard truth: when people choose not to understand something, they try to connect dots that simply aren't there. That's how legally compliant, transparent schools like Elite get wrongly compared to fraudulent individuals who were prosecuted for criminal behavior. It's not just inaccurate—it's reckless and irresponsible. It ignores the work, the outcomes, and the families we serve every day.

However, that's the arena. When you dare to do things differently, not everyone will understand. Some will skip over outcomes and overlook integrity to feed a narrative that fits easier into fear than facts.

And yet, our facts are strong. Elite's Mountain Empire Charter was named a California Distinguished School. We earned a six-year WASC accreditation and are proudly certified as a Marzano High Reliability School at Levels 1 and 2 for both schools. These are not just titles—they are validation that the model works and the mission is real.

So yes, the arena can be loud and you may experience attacks. But I've learned you don't need to silence the critics; you just need to stay rooted in your purpose. Mine is solid and student-centered.



Now, I'm stepping into a new arena—one that's been in motion for over a year and planned well before recent weeks. While the timing may invite questions, this shift is not a reaction. It's a calling. I've been given the opportunity to bring this work to a broader stage—to reimagine education and leadership at a global level. I'm not leaving the arena; I'm expanding it.

### **And Elite is ready too.**

This model was never built around one person. A new leader has stepped into the arena—someone deeply aligned with the mission and uniquely placed to carry it forward. The foundation remains strong. The team is visionary and the heartbeat of Elite will continue to echo through each student whose life is being shaped by this work.

### **I am proud.**

Proud of the families who trusted us.

Proud of the students who found their confidence here.

Proud of the educators who stayed, innovated, and grew.

Proud of the leaders still in the arena, doing this work with heart.

And to the other leaders in the non-classroom-based space: stay strong. Your turn in the arena may come, if it hasn't already. The arena can be merciless. The spotlight is not always kind. But the work is worth it. The students are worth it. The only path through the noise is with truth, transparency, and tenacity.

I'm proud of myself—for listening to that voice that's been with me since I was a little girl at that lunch table:

Find the one who seems alone.

Be kind.

Stand with them.

Even when it's hard.

Especially when it's hard.

Because that's where real change begins.

And that's where you'll always find me.

“It is not the critic who counts; not the man who points out how the strong man stumbles, or where the doer of deeds could have done them better.

The credit belongs to the man who is actually in the arena,  
whose face is marred by dust and sweat and blood;  
who strives valiantly... who errs, who comes short again and again...  
because there is no effort without error and shortcoming;  
but who does actually strive to do the deeds;  
who knows great enthusiasms, the great devotions;  
who spends himself in a worthy cause;  
who at the best knows in the end the triumph of high achievement,  
and who at the worst, if he fails, at least fails while daring greatly,  
so that his place shall never be with those cold and timid souls  
who neither know victory nor defeat.”

—Theodore Roosevelt

Yours in Education,

*Meghan Freeman*

Ms. Meghan Freeman

*#BeElite*

ELITE ACADEMIC ACADEMY

**THE ARENA**

**Dear Elite Families and Staff,**

This past week in Sacramento has been one of incredible momentum, passionate advocacy, and meaningful change. I want to take a moment to update you and thank you—for your patience, your partnership, and your unwavering belief in our school community.

On Tuesday, we celebrated a historic win as SB 414 passed the Senate with overwhelming support. This bill, which reflects our values of accountability, innovation, and local empowerment, represents a powerful step forward for all charter schools in California.

At the same time, we are closely tracking AB 84, which passed the Assembly by just one vote. While the bill still presents challenges, I want to be clear: **your voices are making a difference.** Due to immense public pressure and ongoing advocacy, significant amendments have already been made. Harmful provisions have been stripped, language has shifted, and more changes are likely as the bill now heads to the Senate.

We know change can bring uncertainty—but it also brings opportunity. Opportunity to unify. To inform. To advocate. And most importantly, to protect what works for kids.

At Elite, we remain focused on what we do best: providing flexible, personalized, high-quality education that meets every student where they are. That mission will not change—no matter what legislation is being debated. You have our full commitment, and we will continue to keep you informed every step of the way.

If you feel called to make your voice heard, we encourage you to visit the [California Charter Schools Association \(CCSA\)](#) and the [California School Development Center \(CSDC\)](#) websites. Both offer timely updates and tools to help you connect with your local legislators and make your voice count.

Thank you for believing in our students, our educators, and the future we are building together. Together, we are stronger—and together, we will continue to rise.

With gratitude,

**Meghan Freeman**



# Elite Academic Academy - Lucerne

Please join my meeting from your computer, tablet or  
smartphone. Join Zoom Meeting

[https://eliteacademic.zoom.us/j/97566202696?](https://eliteacademic.zoom.us/j/97566202696?pwd=R2daZzJSNnZPNUV3Nk83K0diZXJtUT09)  
pwd=R2daZzJSNnZPNUV3Nk83K0diZXJtUT09 Meeting ID:  
975 6620 2696 Passcode: 920373

May 27, 2025 at 5:00 pm

43414 Business Park Drive, Temecula, CA 92590

109 Don Carlos Way, Ojai, CA 93023

43495 Palm Royale Dr., La Quinta, CA 92253





## Elite Academic Academy - Lucerne - May 27, 2025

### Board Of Directors - Elite Academic Academy - Lucerne

---

#### Meeting Location

Any public vote will be done by roll call to ensure the public knows who is speaking and voting. Members of the public may easily observe the meeting and offer public comment using the following dial-in numbers and/or internet link:

Join Zoom Meeting [https://eliteacademic.zoom.us/j/97566202696?](https://eliteacademic.zoom.us/j/97566202696?pwd=R2daZzJSNnZPNUV3Nk83K0diZXJtUT09)

pwd=R2daZzJSNnZPNUV3Nk83K0diZXJtUT09

Meeting ID: 975 6620 2696 Passcode: 920373

Time: 4:59 pm

---

#### 1.0 Call To Order

Roll Call:

Susan McDougal, Nicole Aguirre

Present

Present

Nicole Susan

---

#### 2.0 Approve/Adopt the Agenda

It is recommended the Board of Directors adopt as presented the agenda for the Board Meeting of May 27th, 2025.

Motion: Second:  
Vote: Susan;  
Aye, Nicole;  
Aye. Item  
carries 2-0.

---

#### 3.0 Public Comment -Closed Session

The public has a right to comment on any items of the closed session agenda. Members of the public will be permitted to comment on any other item within the Board's jurisdiction under section 8.0 Public Comments at Board Meetings.

---

#### 4.0 Adjourn to Closed Session

The board will consider and may act on any of the Closed Session matters listed in Agenda Item 14.0.

---

#### 5.0 Closed Session

The Board will consider and may act on any of the following items in closed session; any action taken in closed session will be reported in open session as required by law.

##### 5.1 Personnel Matters (With respect to every item of business to be discussed in closed session pursuant to Government Code Section 54957.6)

##### A. Consideration of Personnel-Related Matters For A Public Employee

Government Code §§ 54957(b)(1), 54957.6

##### 5.2 Employer/Employee Relations (With respect to every item of business to be discussed in closed session pursuant to Government Code Section 54957.6)

Time: 5:15 pm

---

#### 6.0 Pledge Of Allegiance

Led By: Ashlea Kirkland

---

#### 7.0 Open Session

---

#### 8.0 Public Comment

Please submit a request to speak to the Board of Directors. Cards can be asked for by emailing [galtamirano@eliteacademic.com](mailto:galtamirano@eliteacademic.com). Please complete



and return the form for agendaized or non-agendaized items, prior to the meeting. Not more than three (3) minutes are to be allotted to any one (1) speaker, and no more than twenty (20) minutes on the same subject. This portion of the agenda is for comments, recognitions and reports to the Board and is not intended to be a question and answer period. If you have questions for the Board, please provide the Board President with a written copy and an administrator will provide answers at a later date. A request for disability-related modifications or accommodations in order to participate in the public meeting, including auxiliary aids or services, may be made to Ms. Meghan Freeman at [mfreeman@eliteacademic.com](mailto:mfreeman@eliteacademic.com) at least 72 hours prior to the meeting.

---

## 9.0 General Functions

### 9.1 Informational Items

#### A. CEO Report

[EAA-LU CEO Report May 2025.pdf](#)

[Response to the San Diego Union-Tribune Article Published May 25, 2025.S.pdf](#)

#### B. WASC Mid-year update

[2025 LU WASC MID-CYCLE REPORT .pdf](#)

### 9.2 Consent Agenda

It is recommended that the board approve the following consent agenda items.

#### A. Meeting Minutes from May 1, 2025

[EAA-LU 05.01.25.pdf](#)

#### B. New Instructional Materials Community Partners

[Elite Academic Instructional Service Community Partner\\_May\\_2025 - VCI Community Partners.pdf](#)

#### C. New Educational Materials Community Partners

[Elite Academic Educational Materials Partner\\_May\\_2025.xlsx - EM Partners.pdf](#)

#### D. Job Descriptions

[JD - Associate Director of Academic Programs \(pending board approval\) \(1\).pdf](#)

[JD - Associate Director of IT \(pending board approval\).pdf](#)

[JD - Director of Academic Innovation \(pending board approval\).pdf](#)

[JD - Student Data & Workflow Specialist Rider \(pending board approval\).pdf](#)

[JD - Temporary Teacher on Special Assignment \(TOSA\) \(pending board approval\).pdf](#)

Nicole Susan

Motion: Second:  
Vote: Susan;  
Aye, Nicole;  
Aye. Item  
carries 2-0.

---

## 10.0 Personnel Services

\*Motion to open items 10.1 to 10.4 together:  
Motion: Nicole  
Second: Susan

### 10.1 Independent Contractor Agreement Addendums

It is recommended that the board ratify the following Independent Contractor Agreement Addendums for Elite Academic Academy - Lucerne.

[J. M. IC Agreement 2025-26.pdf](#)

Motion: Second:  
Vote: Susan;  
Aye, Nicole;  
Aye. Item carries  
2-0.

[C. C. IC Agreement Addendum LU - 05.15.25.pdf](#)

[T. T. IC Agreement Addendum 05.15.25.pdf](#)

## 10.2 Employee Contracts

It is recommended that the board approve the following Employee Contracts for Elite Academic Academy - Lucerne.

[EAA LU Employee Contracts.pdf](#)

Motion: Second:  
Vote: Susan;  
Aye, Nicole;  
Aye. Item  
carries 2-0.

## 10.3 Temporary Employee Contracts

It is recommended that the board approve the following Temporary Employee Contracts for Elite Academic Academy - Lucerne.

[EAA LU Temp Contracts.pdf](#)

Motion: Second:  
Vote: Susan;  
Aye, Nicole;  
Aye. Item  
carries 2-0.

## 10.4 Employee Releases and Resignations

It is recommended that the board approve the following Employee Releases and Resignations for Elite Academic Academy - Lucerne.

[EAA LU Release and Resignations.pdf](#)

Motion: Second:  
Vote: Susan;  
Aye, Nicole;  
Aye. Item  
carries 2-0.

---

## 11.0 Public Hearing

Please submit a request to speak to the Board of Directors. Cards can be asked for by emailing [galtamirano@eliteacademic.com](mailto:galtamirano@eliteacademic.com). Please complete and return the form for agendaized or non-agendaized items, prior to the meeting. Not more than three (3) minutes are to be allotted to any one (1) speaker, and no more than twenty (20) minutes on the same subject. This portion of the agenda is for comments, recognitions and reports to the Board and is not intended to be a question and answer period. If you have questions for the Board, please provide the Board President with a written copy and an administrator will provide answers at a later date. A request for disability-related modifications or accommodations in order to participate in the public meeting, including auxiliary aids or services, may be made to Ms. Meghan Freeman at [mfreeman@eliteacademic.com](mailto:mfreeman@eliteacademic.com) at least 72 hours prior to the meeting

Open (Time): 5:39 pm  
Close (Time): 5:57 pm

### 11.1 2025-26 Annual Budget Hearing

[FY 25.26 EAA CASH FLOW\\_BUDGET - LU Board Report.pdf](#)

[FY26\\_EAA\\_LU\\_Budget Presentation \(1\).pdf](#)

Open (Time): 5:57 pm  
Close (Time): 6:09 pm

### 11.2 2025-26 Local Control Accountability Plan (LCAP) Hearing

[LU Annual LCAP .pdf](#)

Nicole Susan

Open (Time): 6:09 pm  
Close (Time): 6:12 pm

### 11.3 Local Control Indicators

[2025\\_LCAP\\_Federal\\_Addendum\\_Elite\\_Academic\\_Academy\\_-\\_Lucerne\\_20250521.pdf](#)

[2025\\_LCFF\\_Budget\\_Overview\\_for\\_Parents\\_Elite\\_Academic\\_Academy\\_-\\_Lucerne\\_20250521.pdf](#)

[2025\\_Local\\_Control\\_and\\_Accountability\\_Plan\\_Elite\\_Academic\\_Academy\\_-\\_Lucerne\\_20250521.pdf](#)

[2025\\_Local\\_Indicator\\_Self-Reflection\\_24-25\\_Indicators\\_Elite\\_Academic\\_Academy\\_-\\_Lucerne\\_20250521.pdf](#)

Motion: Second: Vote: Susan;  
Aye, Nicole; Aye. Item carries 2-0.

---

## 12.0 Business Services

### 12.1 Access Athle-Demics LLC Contract

It is recommended that the board approve the following Access Athle-Demics LLC Contract for Elite Academic Academy - Lucerne.

[25\\_26 Access Athledemics\\_Year Round Community Partner Agreement\\_.docx.pdf](#)

Nicole Susan

Motion: Second: Vote:  
Susan; Aye, Nicole; Aye.  
Item carries 2-0.

### 12.2 Overnight Field Trip Request

Nicole Susan

Motion: Second: Vote:  
Susan; Aye, Nicole; Aye.  
Item carries 2-0.

It is recommended that the board approve the following Overnight Field Trip Request for Elite Academic Academy - Lucerne.

[Overnight Field Trip Request for Board Approval - Catalina Island\\_CELP Camp \(1\).pdf](#)

[CELP Final Invoice - Elite Academic Academy with Estimated Ferry Transportation.pdf](#)

### 12.3 Elite Graduation Vendor Proposals

It is recommended that the board approve the following Elite Graduation Vendor Proposals for Graduation for Elite Academic Academy - Lucerne.

[Starway AV Invoice.pdf](#)

### 12.4 SEL Phase 1 Invoice

It is recommended that the board approve the following SEL Phase 1 Invoice for Elite Academic Academy - Lucerne.

[SEL Phase 1.pdf](#)

### 12.5 Peak Performance Program Budget

It is recommended that the board approve the following Peak Performance Program Budget for Elite Academic Academy - Lucerne.

[LU Peak Performance Budget.pdf](#)

### 12.6 Instructure Invoice

It is recommended that the board approve the following Instructure Invoice for Elite Academic Academy - Lucerne.

[Instructure\\_-\\_Elite\\_Academic\\_Academy\\_Contract.pdf](#)

### 12.7 Knox Labs Invoice

It is recommended that the board approve the following Knox Labs Invoice for Elite Academic Academy - Lucerne.

[Knox Labs Invoice.pdf](#)

[Elite and Knox exchange agreement.pdf](#)

### 12.8 Authorized Signer Resolution

It is recommended that the board approve the following Authorized Signer Resolution for Elite Academic Academy - Lucerne.

[EAA-LU Appointment of Chief Student Development Officer As Authorized Signer on Bank Accounts.docx \(1\).pdf](#)

Nicole Susan

Motion: Second: Vote: Susan; Aye, Nicole; Aye. Item carries 2-0.

Motion: Second: Vote:

Nicole Susan

Motion: Second: Vote: Susan; Aye, Nicole; Aye. Item carries 2-0.

Nicole Susan

Motion: Second: Vote: Susan; Aye, Nicole; Aye. Item carries 2-0.

Nicole Susan

Motion: Second: Vote: Susan; Aye, Nicole; Aye. Item carries 2-0.

Nicole Susan

Motion: Second: Vote: Susan; Aye, Nicole; Aye. Item carries 2-0.

---

## 13.0 Educational Services/Policy Development

### 13.1 2025-26 Declaration of Need (DON)

It is recommended that the board approve the following 2025-26 Declaration of Need (DON) for Elite Academic Academy - Lucerne.

[EAA-LU Declaration of Need 25.26.pdf](#)

### 13.2 2025-26 Parent Student Handbook

It is recommended that the board approve the following 2025-26 Parent Student Handbook for Elite Academic Academy - Lucerne.

[25-26 Parent-Student Handbook.pdf](#)

Nicole Susan

Motion: Second: Vote: Susan; Aye, Nicole; Aye. Item carries 2-0.

Nicole Susan

Motion: Second: Vote: Susan; Aye, Nicole; Aye. Item carries 2-0.

---

## 14.0 Report of Action Taken in Closed Session

The Board will report any action taken in closed session as required by law.

\*\* See below report

---

## 15.0 Calendar

The next regularly scheduled board meeting is June 12th, 2025 at 9:00 am.

\*Motion to move meeting to June 13th:

Motion: Nicole

Second: Susan

Vote: Susan; Aye, Nicole; Aye. Item carries 2-0.

---

## 16.0 Board Comments and Future Planning

---

Time: 6:28 pm

## 17.0 Adjournment

In compliance with Government Code section 54957.5, open session materials distributed to Board Members for review prior to a meeting may be viewed at the eliteacademic.com or at the scheduled meeting. Board agenda back-up materials may also be requested by calling the School at 1(866)354-8302. In addition, if you would like a copy of any record related to an item on the agenda, please contact administration.

In compliance with the American with Disabilities Act, if you need special assistance, disability-related modifications or accommodations, including auxiliary aids or services, in order to participate in the public meetings of the charter's board of directors, please contact the School at 1(866) 354-8302. Notification 72 hours prior to the meeting will enable the School to make reasonable arrangements to ensure accommodation and accessibility to this meeting. Upon request, the School shall also make available this agenda and all other public records associated with this meeting in appropriate alternative formats for persons with a disability.

Nicole Susan

Motion: Second: Vote:  
Susan; Aye, Nicole; Aye.  
Item carries 2-0.

### Staff Present:

Meghan Freeman  
Gena A  
Laura S  
Ashlea K  
Misty C  
Adam W  
Mia B  
Karen M  
Alli W  
Evan J  
Crystal C  
Tracy H  
EAA Offices  
Chelsie W  
Lupe R  
Jen E  
Marisa T  
Preston S  
Monique W  
Catherine H

14.0 Report taken in closed session: During closed session the board discussed matters related to the Chief Executive officer position. The board formally acknowledged the previously announced resignation of CEO Meghan Freeman . Effective June 30th, 2025, Ms. Freeman has accepted a new and exciting professional opportunity and the transition reflects a planned next step in her career. The board would like to reaffirm that her departure is entirely unrelated to recent media narratives or external speculation. We extended our sincere appreciation to Ms. Freeman for exceptional leadership and the significant contributions she has made in building and advancing Elite Academic Academy. Meghan has left everything on the field. She has worked very hard, started the whole charter school, really attended to the four goals of our school, both Lucerne and the other board as well, so thank you Meghan for all your hard work.

The board also confirmed the appointment of Ashlea Kirkland-Haynes as CEO effective July 1, 2025. Ms. Haynes will serve under the term of interim compensation which includes \$125,000 annual base salary, \$500 monthly travel stipend, accrued sick leave, vacation, and participation in STRS retirement. A comprehensive employment contract will be brought forward for formal approval at that meeting. Final compensation details will be established following the completion of a legally compliant compensation review which will be conducted in collaboration with legal counsel and finalized no later than Dec. 31, 2025. So welcome to Ashlea and Meghan we're very sorry to see you go.

## Elite Academic Academy - Lucerne

| Date      | Vendor Name               | Account Name                          | Ref Number | Amount      |
|-----------|---------------------------|---------------------------------------|------------|-------------|
| 4/1/2025  | ANNUAL MEMBERSHIP FEE     | Dues & Memberships                    | CC 0719    | \$95.00     |
| 4/1/2025  | WWW.NXTLVL.IO             | Educational Services                  | CC 0719    | \$11,952.00 |
| 4/1/2025  | UBER *BUSINESS            | Travel, Lodging & Meals               | CC 0719    | \$28.95     |
| 4/2/2025  | UNITED 0162473830984      | Travel, Lodging & Meals               | CC 0719    | \$486.96    |
| 4/2/2025  | DELTAMATH SOLUTIONS       | Educational Services                  | CC 0719    | \$60.00     |
| 4/4/2025  | PAYPAL *MARISA            | Special Education Services            | CC 0719    | \$595.00    |
| 4/6/2025  | PURCHASE INTEREST CHARGE  | Interest                              | CC 0719    | \$117.60    |
| 4/6/2025  | BILL.COM INC.             | Technology Services & Software - Busi | CC 0719    | \$327.00    |
| 4/6/2025  | WALMART EGIFT CARD        | Core Teaching/Student Supplies        | CC 0719    | \$50.00     |
| 4/6/2025  | CS *TJMAXX GC             | Core Teaching/Student Supplies        | CC 0719    | \$50.00     |
| 4/6/2025  | Legoland California       | Educational Services                  | CC 0719    | \$1,923.00  |
| 4/8/2025  | WHIZZIMO.COM              | Educational Services                  | CC 0719    | \$179.99    |
| 4/9/2025  | CITY OF MURRIETA          | Educational Services                  | CC 0719    | \$107.32    |
| 4/10/2025 | CUBESMART 713             | Rent - Facilities Lease               | CC 0719    | \$206.45    |
| 4/10/2025 | CUBESMART 713             | Rent - Facilities Lease               | CC 0719    | \$206.45    |
| 4/13/2025 | CL *Chase Travel          | Travel, Lodging & Meals               | CC 0719    | \$393.12    |
| 4/13/2025 | HILTON GARDEN INN         | Travel, Lodging & Meals               | CC 0719    | \$161.57    |
| 4/13/2025 | HILTON GARDEN INN         | Travel, Lodging & Meals               | CC 0719    | \$161.57    |
| 4/13/2025 | HILTON GARDEN INN         | Travel, Lodging & Meals               | CC 0719    | \$155.96    |
| 4/13/2025 | LUNA GRILL 023 CAT        | Parent & Staff meeting food & supplie | CC 0719    | \$285.29    |
| 4/13/2025 | HILTON GARDEN INN         | Travel, Lodging & Meals               | CC 0719    | \$161.57    |
| 4/13/2025 | CL *Chase Travel          | Travel, Lodging & Meals               | CC 0719    | \$233.97    |
| 4/13/2025 | HILTON GARDEN INN         | Travel, Lodging & Meals               | CC 0719    | \$311.92    |
| 4/16/2025 | SQ *VANITY FETE BALLOONS  | Core Teaching/Student Supplies        | CC 0719    | \$942.81    |
| 4/17/2025 | HONORS GRADUATION         | Educational Services                  | CC 0719    | \$1,309.00  |
| 4/17/2025 | PAYPAL *CREATIVECAT       | Educational Services                  | CC 0719    | \$4,200.00  |
| 4/18/2025 | NASSP Product & Service   | Core Teaching/Student Supplies        | CC 0719    | \$35.49     |
| 4/20/2025 | Mailchimp                 | Technology Services & Software - Busi | CC 0719    | \$26.50     |
| 4/20/2025 | SAN DIEGO COUNTY SUPERINT | Registration Fees - conferences       | CC 0719    | \$40.00     |
| 4/20/2025 | SAN DIEGO COUNTY SUPERINT | Registration Fees - conferences       | CC 0719    | \$40.00     |
| 4/22/2025 | ABBEY PARTY RENTS TEMECUL | Educational Services                  | CC 0719    | \$353.50    |
| 4/23/2025 | BITLY.COM                 | Technology Services & Software - Busi | CC 0719    | \$35.00     |
| 4/27/2025 | PAYPAL *COLINCOOPER       | Educational Services                  | CC 0719    | \$8,000.00  |

**Warrant Register: Apr 26, 2025 - June 5, 2025, April Credit Card Charges**

## Elite Academic Academy - Lucerne

|           |                                |                                     |                |          |
|-----------|--------------------------------|-------------------------------------|----------------|----------|
| 4/28/2025 | All About Learning Press, Inc. | Approved Core Curriculum, Teacher M | 929784         | \$234.64 |
| 4/28/2025 | All About Learning Press, Inc. | Approved Core Curriculum, Teacher M | 929977         | \$83.17  |
| 4/28/2025 | All About Learning Press, Inc. | Approved Core Curriculum, Teacher M | 929976         | \$129.96 |
| 4/28/2025 | All About Learning Press, Inc. | Approved Core Curriculum, Teacher M | 930060         | \$183.90 |
| 4/28/2025 | Amazon Capital Services, Inc.  | Approved Core Curriculum, Teacher M | 1RPQ-NR46-7PCF | \$12.47  |
| 4/28/2025 | Amazon Capital Services, Inc.  | Approved Core Curriculum, Teacher M | 1JD7-R1PT-PL7V | \$210.23 |
| 4/28/2025 | Amazon Capital Services, Inc.  | Approved Core Curriculum, Teacher M | 1D3R-LCJ4-RJKJ | \$9.58   |
| 4/28/2025 | Amazon Capital Services, Inc.  | Approved Core Curriculum, Teacher M | 1XCQ-CP6J-RPMM | \$16.72  |
| 4/28/2025 | Amazon Capital Services, Inc.  | Approved Core Curriculum, Teacher M | 14KG-CKJV-CHJX | \$16.11  |
| 4/28/2025 | Amazon Capital Services, Inc.  | Approved Core Curriculum, Teacher M | 1YR6-RXH1-7HKD | \$66.32  |
| 4/28/2025 | Amazon Capital Services, Inc.  | Approved Core Curriculum, Teacher M | 1YXY-GD6D-VY7N | \$98.85  |
| 4/28/2025 | Amazon Capital Services, Inc.  | Approved Core Curriculum, Teacher M | 1TCX-WYM3-XFLJ | \$10.80  |
| 4/28/2025 | Amazon Capital Services, Inc.  | Approved Core Curriculum, Teacher M | 1QF1-WMMT-QX3T | \$15.17  |
| 4/28/2025 | Amazon Capital Services, Inc.  | Approved Core Curriculum, Teacher M | 1LKX-L9G9-17GD | \$43.49  |
| 4/28/2025 | Amazon Capital Services, Inc.  | Approved Core Curriculum, Teacher M | 1GHM-NMCX-7Y3L | \$141.83 |
| 4/28/2025 | Amazon Capital Services, Inc.  | Approved Core Curriculum, Teacher M | 1PFV-D7RP-9PPH | \$143.12 |
| 4/28/2025 | Amazon Capital Services, Inc.  | Approved Core Curriculum, Teacher M | 1PPM-H97D-6CVK | \$12.59  |
| 4/28/2025 | Amazon Capital Services, Inc.  | Approved Core Curriculum, Teacher M | 13JJ-GXLP-9VYX | \$143.12 |
| 4/28/2025 | Amazon Capital Services, Inc.  | Approved Core Curriculum, Teacher M | 1RLH-L76X-6WQP | \$10.24  |
| 4/28/2025 | Amazon Capital Services, Inc.  | Approved Core Curriculum, Teacher M | 1TQF-L636-C6DR | \$141.83 |
| 4/28/2025 | Amazon Capital Services, Inc.  | Approved Core Curriculum, Teacher M | 1RNY-T4HH-4V6T | \$120.89 |
| 4/28/2025 | Amazon Capital Services, Inc.  | Approved Core Curriculum, Teacher M | 1RVM-C3CD-1TPJ | \$159.01 |
| 4/28/2025 | Amazon Capital Services, Inc.  | Approved Core Curriculum, Teacher M | 1N3H-YFP3-1Q93 | \$20.21  |
| 4/28/2025 | Amazon Capital Services, Inc.  | Approved Core Curriculum, Teacher M | 1D6Q-4RJK-F4HH | \$34.02  |
| 4/28/2025 | Amazon Capital Services, Inc.  | Approved Core Curriculum, Teacher M | 1PHY-HV3F-JWYQ | \$42.72  |
| 4/28/2025 | Amazon Capital Services, Inc.  | Approved Core Curriculum, Teacher M | 14W9-3LVM-JPP3 | \$114.12 |
| 4/28/2025 | Amazon Capital Services, Inc.  | Approved Core Curriculum, Teacher M | 1TGC-LV7C-K1Q7 | \$25.75  |
| 4/28/2025 | Amazon Capital Services, Inc.  | Approved Core Curriculum, Teacher M | 19PJ-3Q9Y-FHF3 | \$16.15  |
| 4/28/2025 | Amazon Capital Services, Inc.  | Approved Core Curriculum, Teacher M | 13HP-TYJK-6M3L | \$104.86 |
| 4/28/2025 | Amazon Capital Services, Inc.  | Approved Core Curriculum, Teacher M | 1WGH-VFLW-DYQX | \$34.58  |
| 4/28/2025 | Amazon Capital Services, Inc.  | Approved Core Curriculum, Teacher M | 13HP-TYJK-PM1K | \$59.01  |
| 4/28/2025 | Amazon Capital Services, Inc.  | Approved Core Curriculum, Teacher M | 1GJ6-TKPN-NPMD | \$16.58  |
| 4/28/2025 | Amazon Capital Services, Inc.  | Approved Core Curriculum, Teacher M | 1T9Y-GNYG-QPFF | \$6.14   |
| 4/28/2025 | Amazon Capital Services, Inc.  | Approved Core Curriculum, Teacher M | 1VHQ-GQ7N-L76P | \$23.13  |

## Elite Academic Academy - Lucerne

|           |                               |                                     |                |          |
|-----------|-------------------------------|-------------------------------------|----------------|----------|
| 4/28/2025 | Amazon Capital Services, Inc. | Approved Core Curriculum, Teacher M | 19DV-D3NG-Q6FV | \$220.81 |
| 4/28/2025 | Amazon Capital Services, Inc. | Approved Core Curriculum, Teacher M | 1G77-PY1P-J3CP | \$30.17  |
| 4/28/2025 | Amazon Capital Services, Inc. | Approved Core Curriculum, Teacher M | 1KD6-TT4D-NKQP | \$6.20   |
| 4/28/2025 | Amazon Capital Services, Inc. | Approved Core Curriculum, Teacher M | 1GJ6-TKPN-Q94N | \$99.54  |
| 4/28/2025 | Amazon Capital Services, Inc. | Approved Core Curriculum, Teacher M | 1KD6-TT4D-J4RG | \$210.99 |
| 4/28/2025 | Amazon Capital Services, Inc. | Approved Core Curriculum, Teacher M | 1WPT-KY3Y-QK7N | \$6.14   |
| 4/28/2025 | Amazon Capital Services, Inc. | Approved Core Curriculum, Teacher M | 1WTP-4YG9-CRC1 | \$287.79 |
| 4/28/2025 | Amazon Capital Services, Inc. | Approved Core Curriculum, Teacher M | 1MCW-7Q3F-D99G | \$59.54  |
| 4/28/2025 | Amazon Capital Services, Inc. | Approved Core Curriculum, Teacher M | 16YK-WCCX-CGLY | \$15.02  |
| 4/28/2025 | Amazon Capital Services, Inc. | Approved Core Curriculum, Teacher M | 1416-NDNW-DKCJ | \$90.88  |
| 4/28/2025 | Amazon Capital Services, Inc. | Approved Core Curriculum, Teacher M | 16KN-X66R-7L71 | \$92.71  |
| 4/28/2025 | Amazon Capital Services, Inc. | Approved Core Curriculum, Teacher M | 1H44-33JK-CM7G | \$11.63  |
| 4/28/2025 | Amazon Capital Services, Inc. | Approved Core Curriculum, Teacher M | 1MLD-X1R9-7QQW | \$123.91 |
| 4/28/2025 | Amazon Capital Services, Inc. | Approved Core Curriculum, Teacher M | 1MLD-X1R9-CM46 | \$21.54  |
| 4/28/2025 | Amazon Capital Services, Inc. | Approved Core Curriculum, Teacher M | 19C3-QTQ3-C4RG | \$261.84 |
| 4/28/2025 | Amazon Capital Services, Inc. | Approved Core Curriculum, Teacher M | 1LD9-FPD1-4XMJ | \$155.35 |
| 4/28/2025 | Amazon Capital Services, Inc. | Approved Core Curriculum, Teacher M | 1TG3-LGXP-39HC | \$238.71 |
| 4/28/2025 | Amazon Capital Services, Inc. | Approved Core Curriculum, Teacher M | 1MK1-QQGQ-1HHK | \$57.97  |
| 4/28/2025 | Amazon Capital Services, Inc. | Approved Core Curriculum, Teacher M | 1KXY-DVLR-4T3F | \$60.64  |
| 4/28/2025 | Amazon Capital Services, Inc. | Approved Core Curriculum, Teacher M | 1WXD-7WG7-94XJ | \$49.28  |
| 4/28/2025 | Amazon Capital Services, Inc. | Approved Core Curriculum, Teacher M | 13C9-GRPF-FHFD | \$8.39   |
| 4/28/2025 | Amazon Capital Services, Inc. | Approved Core Curriculum, Teacher M | 1VJL-49QM-7GHR | \$421.74 |
| 4/28/2025 | Amazon Capital Services, Inc. | Approved Core Curriculum, Teacher M | 1FPJ-RCQR-MTKT | \$69.05  |
| 4/28/2025 | Amazon Capital Services, Inc. | Approved Core Curriculum, Teacher M | 1HW3-VV6X-LQ36 | \$74.89  |
| 4/28/2025 | Amazon Capital Services, Inc. | Approved Core Curriculum, Teacher M | 1JWP-NTDJ-RT3L | \$109.13 |
| 4/28/2025 | Amazon Capital Services, Inc. | Approved Core Curriculum, Teacher M | 1YX6-X4GF-QC1D | \$303.35 |
| 4/28/2025 | Amazon Capital Services, Inc. | Approved Core Curriculum, Teacher M | 1TG3-LGXP-QWJ6 | \$61.36  |
| 4/28/2025 | Amazon Capital Services, Inc. | Approved Core Curriculum, Teacher M | 11TD-PWF4-QHK7 | \$102.22 |
| 4/28/2025 | Amazon Capital Services, Inc. | Approved Core Curriculum, Teacher M | 16R1-QXLL-R6VX | \$62.45  |
| 4/28/2025 | Amazon Capital Services, Inc. | Approved Core Curriculum, Teacher M | 1L7F-VWGP-7MCG | \$26.23  |
| 4/28/2025 | Amazon Capital Services, Inc. | Approved Core Curriculum, Teacher M | 146X-3CCG-7HD9 | \$80.39  |
| 4/28/2025 | Amazon Capital Services, Inc. | Approved Core Curriculum, Teacher M | 1KCN-TCWM-73WY | \$11.39  |
| 4/28/2025 | Amazon Capital Services, Inc. | Approved Core Curriculum, Teacher M | 1G3G-DJN3-MXWW | \$238.11 |
| 4/28/2025 | Amazon Capital Services, Inc. | Approved Core Curriculum, Teacher M | 14CP-MYXF-KJ6N | \$79.68  |

## Elite Academic Academy - Lucerne

|           |                               |                                     |                |          |
|-----------|-------------------------------|-------------------------------------|----------------|----------|
| 4/28/2025 | Amazon Capital Services, Inc. | Approved Core Curriculum, Teacher M | 146K-6H41-FNNR | \$168.96 |
| 4/28/2025 | Art of Problem Solving        | Approved Core Curriculum, Teacher M | INV2316184     | \$99.99  |
| 4/28/2025 | Art of Problem Solving        | Approved Core Curriculum, Teacher M | INV2316185     | \$64.99  |
| 4/28/2025 | Beautiful Feet Books, Inc.    | Approved Core Curriculum, Teacher M | 31258          | \$385.10 |
| 4/28/2025 | Beautiful Feet Books, Inc.    | Approved Core Curriculum, Teacher M | 31289          | \$248.35 |
| 4/28/2025 | Blackbird & Company           | Approved Core Curriculum, Teacher M | 21243          | \$678.28 |
| 4/28/2025 | BookShark, LLC                | Approved Core Curriculum, Teacher M | BI0053708      | \$704.31 |
| 4/28/2025 | BookShark, LLC                | Approved Core Curriculum, Teacher M | BI0053854      | \$309.18 |
| 4/28/2025 | BookShark, LLC                | Approved Core Curriculum, Teacher M | BI0053858      | \$312.02 |
| 4/28/2025 | BookShark, LLC                | Approved Core Curriculum, Teacher M | BI0053859      | \$961.99 |
| 4/28/2025 | BookShark, LLC                | Approved Core Curriculum, Teacher M | BI0053853      | \$265.20 |
| 4/28/2025 | BookShark, LLC                | Approved Core Curriculum, Teacher M | BI0053861      | \$813.42 |
| 4/28/2025 | BookShark, LLC                | Approved Core Curriculum, Teacher M | BI0053857      | \$281.89 |
| 4/28/2025 | BookShark, LLC                | Approved Core Curriculum, Teacher M | BI0053855      | \$306.34 |
| 4/28/2025 | BookShark, LLC                | Approved Core Curriculum, Teacher M | BI0053860      | \$105.37 |
| 4/28/2025 | BookShark, LLC                | Approved Core Curriculum, Teacher M | BI0053864      | \$280.84 |
| 4/28/2025 | BookShark, LLC                | Approved Core Curriculum, Teacher M | BI0053863      | \$292.56 |
| 4/28/2025 | BookShark, LLC                | Approved Core Curriculum, Teacher M | BI0053862      | \$392.87 |
| 4/28/2025 | BookShark, LLC                | Approved Core Curriculum, Teacher M | BI0053876      | \$890.25 |
| 4/28/2025 | Brick Math                    | Approved Core Curriculum, Teacher M | 40225          | \$29.70  |
| 4/28/2025 | Chicken Scratch LLC           | Approved Core Curriculum, Teacher M | 1154           | \$59.26  |
| 4/28/2025 | Curiosity Chronicles          | Approved Core Curriculum, Teacher M | 0001133        | \$106.00 |
| 4/28/2025 | Curiosity Chronicles          | Approved Core Curriculum, Teacher M | 0001143        | \$145.00 |
| 4/28/2025 | Dash Into Learning            | Approved Core Curriculum, Teacher M | 56298          | \$250.49 |
| 4/28/2025 | Dash Into Learning            | Approved Core Curriculum, Teacher M | 56394          | \$120.36 |
| 4/28/2025 | Demme Learning LLC            | Approved Core Curriculum, Teacher M | S011847        | \$160.71 |
| 4/28/2025 | Demme Learning LLC            | Approved Core Curriculum, Teacher M | S011846        | \$159.79 |
| 4/28/2025 | Demme Learning LLC            | Approved Core Curriculum, Teacher M | S011883        | \$64.27  |
| 4/28/2025 | Elemental Science Inc.        | Approved Core Curriculum, Teacher M | IN-7439        | \$126.48 |
| 4/28/2025 | Hewitt Learning               | Approved Core Curriculum, Teacher M | 108684         | \$115.21 |
| 4/28/2025 | Hewitt Learning               | Approved Core Curriculum, Teacher M | 108682         | \$151.31 |
| 4/28/2025 | Hola Amigo, LLC               | Approved Core Curriculum, Teacher M | 96939          | \$205.27 |
| 4/28/2025 | Hola Amigo, LLC               | Approved Core Curriculum, Teacher M | 96940          | \$99.88  |
| 4/28/2025 | Home Science Tools            | Approved Core Curriculum, Teacher M | 000659144      | \$102.35 |

**Warrant Register: Apr 26, 2025 - June 5, 2025, April Credit Card Charges**



## Elite Academic Academy - Lucerne

|           |                                     |                                     |           |          |
|-----------|-------------------------------------|-------------------------------------|-----------|----------|
| 4/28/2025 | Home Science Tools                  | Approved Core Curriculum, Teacher M | 000660463 | \$260.32 |
| 4/28/2025 | Home Science Tools                  | Approved Core Curriculum, Teacher M | 000660589 | \$146.88 |
| 4/28/2025 | Home Science Tools                  | Approved Core Curriculum, Teacher M | 000660585 | \$40.52  |
| 4/28/2025 | Home Science Tools                  | Approved Core Curriculum, Teacher M | 000660587 | \$239.83 |
| 4/28/2025 | Home Science Tools                  | Approved Core Curriculum, Teacher M | 000660586 | \$29.65  |
| 4/28/2025 | Home Science Tools                  | Approved Core Curriculum, Teacher M | 000660765 | \$211.09 |
| 4/28/2025 | Honest History Co.                  | Approved Core Curriculum, Teacher M | 11064     | \$23.47  |
| 4/28/2025 | Institute for Excellence in Writing | Approved Core Curriculum, Teacher M | 1197461   | \$256.66 |
| 4/28/2025 | Institute for Excellence in Writing | Approved Core Curriculum, Teacher M | 1197499   | \$99.56  |
| 4/28/2025 | Learning Without Tears              | Approved Core Curriculum, Teacher M | INV226264 | \$109.50 |
| 4/28/2025 | Lit League LLC                      | Approved Core Curriculum, Teacher M | 11737     | \$159.25 |
| 4/28/2025 | Lit League LLC                      | Approved Core Curriculum, Teacher M | 11735     | \$159.25 |
| 4/28/2025 | Mad Dog Math                        | Approved Core Curriculum, Teacher M | 5081      | \$89.99  |
| 4/28/2025 | McRuffy Press, LLC                  | Approved Core Curriculum, Teacher M | 9048      | \$360.85 |
| 4/28/2025 | Miaplaza, Inc.                      | Approved Core Curriculum, Teacher M | 6321      | \$126.00 |
| 4/28/2025 | Moving Beyond the Page              | Approved Core Curriculum, Teacher M | 305127    | \$384.97 |
| 4/28/2025 | Moving Beyond the Page              | Approved Core Curriculum, Teacher M | 305125    | \$313.67 |
| 4/28/2025 | Rainbow Resource Center             | Approved Core Curriculum, Teacher M | 4957569   | \$34.42  |
| 4/28/2025 | Rainbow Resource Center             | Approved Core Curriculum, Teacher M | 4956248   | \$191.51 |
| 4/28/2025 | Rainbow Resource Center             | Approved Core Curriculum, Teacher M | 4957492   | \$260.30 |
| 4/28/2025 | Rainbow Resource Center             | Approved Core Curriculum, Teacher M | 4956230   | \$301.87 |
| 4/28/2025 | Rainbow Resource Center             | Approved Core Curriculum, Teacher M | 4957590   | \$103.14 |
| 4/28/2025 | Rainbow Resource Center             | Approved Core Curriculum, Teacher M | 4957505   | \$147.01 |
| 4/28/2025 | Rainbow Resource Center             | Approved Core Curriculum, Teacher M | 4957465   | \$243.99 |
| 4/28/2025 | Rainbow Resource Center             | Approved Core Curriculum, Teacher M | 4957698   | \$193.88 |
| 4/28/2025 | Rainbow Resource Center             | Approved Core Curriculum, Teacher M | 4956337   | \$188.87 |
| 4/28/2025 | Rainbow Resource Center             | Approved Core Curriculum, Teacher M | 4957456   | \$82.30  |
| 4/28/2025 | Rainbow Resource Center             | Approved Core Curriculum, Teacher M | 4957620   | \$41.57  |
| 4/28/2025 | Rainbow Resource Center             | Approved Core Curriculum, Teacher M | 4957627   | \$125.11 |
| 4/28/2025 | Rainbow Resource Center             | Approved Core Curriculum, Teacher M | 4957616   | \$88.87  |
| 4/28/2025 | Rainbow Resource Center             | Approved Core Curriculum, Teacher M | 4957640   | \$44.71  |
| 4/28/2025 | Rainbow Resource Center             | Approved Core Curriculum, Teacher M | 4956323   | \$231.74 |
| 4/28/2025 | Rainbow Resource Center             | Approved Core Curriculum, Teacher M | 4957448   | \$51.44  |
| 4/28/2025 | Rainbow Resource Center             | Approved Core Curriculum, Teacher M | 4957477   | \$195.93 |

## Elite Academic Academy - Lucerne

|           |                         |                                     |         |          |
|-----------|-------------------------|-------------------------------------|---------|----------|
| 4/28/2025 | Rainbow Resource Center | Approved Core Curriculum, Teacher M | 4956354 | \$275.66 |
| 4/28/2025 | Rainbow Resource Center | Approved Core Curriculum, Teacher M | 4958617 | \$380.97 |
| 4/28/2025 | Rainbow Resource Center | Approved Core Curriculum, Teacher M | 4964594 | \$52.63  |
| 4/28/2025 | Rainbow Resource Center | Approved Core Curriculum, Teacher M | 4964621 | \$33.22  |
| 4/28/2025 | Rainbow Resource Center | Approved Core Curriculum, Teacher M | 4964601 | \$21.56  |
| 4/28/2025 | Rainbow Resource Center | Approved Core Curriculum, Teacher M | 4964625 | \$164.14 |
| 4/28/2025 | Rainbow Resource Center | Approved Core Curriculum, Teacher M | 4964610 | \$130.35 |
| 4/28/2025 | Rainbow Resource Center | Approved Core Curriculum, Teacher M | 4964588 | \$223.08 |
| 4/28/2025 | Rainbow Resource Center | Approved Core Curriculum, Teacher M | 4965333 | \$56.29  |
| 4/28/2025 | Rainbow Resource Center | Approved Core Curriculum, Teacher M | 4965317 | \$123.07 |
| 4/28/2025 | Rainbow Resource Center | Approved Core Curriculum, Teacher M | 4965373 | \$189.95 |
| 4/28/2025 | Rainbow Resource Center | Approved Core Curriculum, Teacher M | 4965395 | \$326.78 |
| 4/28/2025 | Rainbow Resource Center | Approved Core Curriculum, Teacher M | 4965330 | \$207.19 |
| 4/28/2025 | Rainbow Resource Center | Approved Core Curriculum, Teacher M | 4965357 | \$533.36 |
| 4/28/2025 | Rainbow Resource Center | Approved Core Curriculum, Teacher M | 4965314 | \$103.46 |
| 4/28/2025 | Rainbow Resource Center | Approved Core Curriculum, Teacher M | 4965416 | \$266.80 |
| 4/28/2025 | Rainbow Resource Center | Approved Core Curriculum, Teacher M | 4965327 | \$51.54  |
| 4/28/2025 | Rainbow Resource Center | Approved Core Curriculum, Teacher M | 4965407 | \$192.74 |
| 4/28/2025 | Rainbow Resource Center | Approved Core Curriculum, Teacher M | 4965343 | \$397.36 |
| 4/28/2025 | Rainbow Resource Center | Approved Core Curriculum, Teacher M | 4965411 | \$426.12 |
| 4/28/2025 | Rainbow Resource Center | Approved Core Curriculum, Teacher M | 4965315 | \$41.10  |
| 4/28/2025 | Rainbow Resource Center | Approved Core Curriculum, Teacher M | 4965323 | \$74.78  |
| 4/28/2025 | Rainbow Resource Center | Approved Core Curriculum, Teacher M | 4965312 | \$54.80  |
| 4/28/2025 | Rainbow Resource Center | Approved Core Curriculum, Teacher M | 4965420 | \$184.42 |
| 4/28/2025 | Rainbow Resource Center | Approved Core Curriculum, Teacher M | 4965393 | \$177.75 |
| 4/28/2025 | Rainbow Resource Center | Approved Core Curriculum, Teacher M | 4965328 | \$336.12 |
| 4/28/2025 | Rainbow Resource Center | Approved Core Curriculum, Teacher M | 4965321 | \$18.65  |
| 4/28/2025 | Rainbow Resource Center | Approved Core Curriculum, Teacher M | 4965332 | \$605.19 |
| 4/28/2025 | Rainbow Resource Center | Approved Core Curriculum, Teacher M | 4965324 | \$93.23  |
| 4/28/2025 | Rainbow Resource Center | Approved Core Curriculum, Teacher M | 4965319 | \$16.47  |
| 4/28/2025 | Rainbow Resource Center | Approved Core Curriculum, Teacher M | 4965325 | \$59.99  |
| 4/28/2025 | Rainbow Resource Center | Approved Core Curriculum, Teacher M | 4965390 | \$187.93 |
| 4/28/2025 | Rainbow Resource Center | Approved Core Curriculum, Teacher M | 4968492 | \$498.66 |
| 4/28/2025 | Rainbow Resource Center | Approved Core Curriculum, Teacher M | 4968495 | \$123.38 |

## Elite Academic Academy - Lucerne

|           |                               |                                       |                |              |
|-----------|-------------------------------|---------------------------------------|----------------|--------------|
| 4/28/2025 | Rainbow Resource Center       | Approved Core Curriculum, Teacher M   | 4968498        | \$185.13     |
| 4/28/2025 | Rainbow Resource Center       | Approved Core Curriculum, Teacher M   | 4968493        | \$34.42      |
| 4/28/2025 | Rainbow Resource Center       | Approved Core Curriculum, Teacher M   | 4968539        | \$147.37     |
| 4/28/2025 | Rainbow Resource Center       | Approved Core Curriculum, Teacher M   | 4968537        | \$140.69     |
| 4/28/2025 | Rainbow Resource Center       | Approved Core Curriculum, Teacher M   | 4968538        | \$329.21     |
| 4/28/2025 | Rainbow Resource Center       | Approved Core Curriculum, Teacher M   | 4968494        | \$288.39     |
| 4/28/2025 | Rainbow Resource Center       | Approved Core Curriculum, Teacher M   | 4968536        | \$49.12      |
| 4/28/2025 | Rainbow Resource Center       | Approved Core Curriculum, Teacher M   | 4968499        | \$274.62     |
| 4/28/2025 | Singapore Math Inc.           | Approved Core Curriculum, Teacher M   | S359422        | \$113.82     |
| 4/28/2025 | Singapore Math Inc.           | Approved Core Curriculum, Teacher M   | S361789        | \$191.76     |
| 4/28/2025 | Singapore Math Inc.           | Approved Core Curriculum, Teacher M   | S361699        | \$206.85     |
| 4/28/2025 | Singapore Math Inc.           | Approved Core Curriculum, Teacher M   | S362459        | \$193.40     |
| 4/28/2025 | Singapore Math Inc.           | Approved Core Curriculum, Teacher M   | S362452        | \$193.40     |
| 4/28/2025 | Singapore Math Inc.           | Approved Core Curriculum, Teacher M   | S362455        | \$196.68     |
| 4/28/2025 | Singapore Math Inc.           | Approved Core Curriculum, Teacher M   | S362520        | \$33.20      |
| 4/28/2025 | Singapore Math Inc.           | Approved Core Curriculum, Teacher M   | S362523        | \$69.89      |
| 4/28/2025 | Singapore Math Inc.           | Approved Core Curriculum, Teacher M   | S362461        | \$107.22     |
| 4/28/2025 | Teacher Synergy LLC           | Approved Core Curriculum, Teacher M   | 298120760      | \$21.50      |
| 4/28/2025 | Teacher Synergy LLC           | Approved Core Curriculum, Teacher M   | 298127063      | \$13.00      |
| 4/28/2025 | Teacher Synergy LLC           | Approved Core Curriculum, Teacher M   | 299192885      | \$40.00      |
| 4/28/2025 | Teacher Synergy LLC           | Approved Core Curriculum, Teacher M   | 299193519      | \$39.00      |
| 4/28/2025 | Teacher Synergy LLC           | Approved Core Curriculum, Teacher M   | 299188272      | \$219.46     |
| 4/28/2025 | Teacher Synergy LLC           | Approved Core Curriculum, Teacher M   | 299187965      | \$3.95       |
| 4/28/2025 | Teaching Textbooks, LLC       | Approved Core Curriculum, Teacher M   | 62409          | \$45.95      |
| 4/28/2025 | The Critical Thinking Co.     | Approved Core Curriculum, Teacher M   | 234261A        | \$43.48      |
| 4/28/2025 | Thinkwell Corporation         | Approved Core Curriculum, Teacher M   | 208303         | \$375.46     |
| 4/28/2025 | Well Trained Mind Press       | Approved Core Curriculum, Teacher M   | INV2302418     | \$47.90      |
| 4/28/2025 | Well Trained Mind Press       | Approved Core Curriculum, Teacher M   | INV2302419     | \$429.80     |
| 4/28/2025 | Prime Educational Solutions   | Back Office Fees                      | 1128           | \$142,082.80 |
| 4/28/2025 | Valley Office Equipment**     | Copier Lease, Service, Toner & Repair | IN2503-1504    | \$16.38      |
| 4/28/2025 | Aleph Solutions, LLC          | Core Teaching/Student Supplies        | 010            | \$99.58      |
| 4/28/2025 | Amazon Capital Services, Inc. | Core Teaching/Student Supplies        | 1R6C-MNKF-P6CL | \$106.84     |
| 4/28/2025 | Amazon Capital Services, Inc. | Core Teaching/Student Supplies        | 1J1J-R4TM-V3KJ | \$47.07      |
| 4/28/2025 | Amazon Capital Services, Inc. | Core Teaching/Student Supplies        | 1V3G-MCMG-NJX3 | \$13.51      |

**Warrant Register: Apr 26, 2025 - June 5, 2025, April Credit Card Charges**

## Elite Academic Academy - Lucerne

|           |                               |                                |                |          |
|-----------|-------------------------------|--------------------------------|----------------|----------|
| 4/28/2025 | Amazon Capital Services, Inc. | Core Teaching/Student Supplies | 19C4-T4T7-TV9V | \$78.54  |
| 4/28/2025 | Amazon Capital Services, Inc. | Core Teaching/Student Supplies | 1J6R-HDP1-P3LK | \$13.51  |
| 4/28/2025 | Amazon Capital Services, Inc. | Core Teaching/Student Supplies | 1XLP-9KVB-WRHG | \$13.51  |
| 4/28/2025 | Amazon Capital Services, Inc. | Core Teaching/Student Supplies | 1N49-W7MV-X43Y | \$97.93  |
| 4/28/2025 | Amazon Capital Services, Inc. | Core Teaching/Student Supplies | 1H93-RFH3-13VN | \$218.88 |
| 4/28/2025 | Amazon Capital Services, Inc. | Core Teaching/Student Supplies | 1XJY-LGP3-TPQL | \$15.19  |
| 4/28/2025 | Amazon Capital Services, Inc. | Core Teaching/Student Supplies | 1Q9T-RR6W-13T1 | \$401.18 |
| 4/28/2025 | Amazon Capital Services, Inc. | Core Teaching/Student Supplies | 1VYR-YCCK-VMJ3 | \$32.31  |
| 4/28/2025 | Amazon Capital Services, Inc. | Core Teaching/Student Supplies | 1VYR-YCCK-TKNV | \$206.77 |
| 4/28/2025 | Amazon Capital Services, Inc. | Core Teaching/Student Supplies | 1G36-ML6X-Y1HQ | \$155.41 |
| 4/28/2025 | Amazon Capital Services, Inc. | Core Teaching/Student Supplies | 1MR1-W7FH-V9FC | \$216.17 |
| 4/28/2025 | Amazon Capital Services, Inc. | Core Teaching/Student Supplies | 1FCL-JFCV-7G9X | \$21.88  |
| 4/28/2025 | Amazon Capital Services, Inc. | Core Teaching/Student Supplies | 1FXX-97GP-KYKV | \$34.69  |
| 4/28/2025 | Amazon Capital Services, Inc. | Core Teaching/Student Supplies | 1TMN-47PQ-JXCN | \$99.97  |
| 4/28/2025 | Amazon Capital Services, Inc. | Core Teaching/Student Supplies | 1K3W-KXDT-H1FQ | \$11.72  |
| 4/28/2025 | Amazon Capital Services, Inc. | Core Teaching/Student Supplies | 1T33-F6GK-GTLG | \$27.13  |
| 4/28/2025 | Amazon Capital Services, Inc. | Core Teaching/Student Supplies | 1XCQ-CP6J-NKFL | \$244.78 |
| 4/28/2025 | Amazon Capital Services, Inc. | Core Teaching/Student Supplies | 1CLN-YVCL-MFC6 | \$87.06  |
| 4/28/2025 | Amazon Capital Services, Inc. | Core Teaching/Student Supplies | 14WK-CW4N-H1GW | \$139.99 |
| 4/28/2025 | Amazon Capital Services, Inc. | Core Teaching/Student Supplies | 1MX4-LJ46-PXM4 | \$9.15   |
| 4/28/2025 | Amazon Capital Services, Inc. | Core Teaching/Student Supplies | 1FXX-97GP-KGQ1 | \$192.05 |
| 4/28/2025 | Amazon Capital Services, Inc. | Core Teaching/Student Supplies | 1PFT-DDQK-LP61 | \$138.65 |
| 4/28/2025 | Amazon Capital Services, Inc. | Core Teaching/Student Supplies | 1MF3-QYK1-P4JW | \$100.36 |
| 4/28/2025 | Amazon Capital Services, Inc. | Core Teaching/Student Supplies | 17JF-PF3C-HXRC | \$367.15 |
| 4/28/2025 | Amazon Capital Services, Inc. | Core Teaching/Student Supplies | 1XYJ-1KRQ-MTPL | \$10.76  |
| 4/28/2025 | Amazon Capital Services, Inc. | Core Teaching/Student Supplies | 1M1X-746T-YGPF | \$93.93  |
| 4/28/2025 | Amazon Capital Services, Inc. | Core Teaching/Student Supplies | 1TCV-QR4M-7WJT | \$192.52 |
| 4/28/2025 | Amazon Capital Services, Inc. | Core Teaching/Student Supplies | 1M1X-746T-QK31 | \$317.82 |
| 4/28/2025 | Amazon Capital Services, Inc. | Core Teaching/Student Supplies | 1T6T-WT6C-6N19 | \$729.43 |
| 4/28/2025 | Amazon Capital Services, Inc. | Core Teaching/Student Supplies | 1R7L-TCK6-VNMT | \$146.58 |
| 4/28/2025 | Amazon Capital Services, Inc. | Core Teaching/Student Supplies | 1QY1-VR1V-4VQM | \$250.41 |
| 4/28/2025 | Amazon Capital Services, Inc. | Core Teaching/Student Supplies | 1HGT-1VQV-CVKL | \$15.80  |
| 4/28/2025 | Amazon Capital Services, Inc. | Core Teaching/Student Supplies | 1R4Y-X4FM-XWJC | \$166.80 |
| 4/28/2025 | Amazon Capital Services, Inc. | Core Teaching/Student Supplies | 1GY4-16FW-6WXX | \$43.89  |

## Elite Academic Academy - Lucerne

|           |                               |                                |                |          |
|-----------|-------------------------------|--------------------------------|----------------|----------|
| 4/28/2025 | Amazon Capital Services, Inc. | Core Teaching/Student Supplies | 1VQ4-MLWQ-3DDH | \$166.03 |
| 4/28/2025 | Amazon Capital Services, Inc. | Core Teaching/Student Supplies | 1GTV-KRQH-7Y36 | \$116.91 |
| 4/28/2025 | Amazon Capital Services, Inc. | Core Teaching/Student Supplies | 1PLH-4VKV-XYQN | \$51.38  |
| 4/28/2025 | Amazon Capital Services, Inc. | Core Teaching/Student Supplies | 1YXY-GD6D-Y1HV | \$133.08 |
| 4/28/2025 | Amazon Capital Services, Inc. | Core Teaching/Student Supplies | 1GT6-9LHR-YQQ9 | \$98.92  |
| 4/28/2025 | Amazon Capital Services, Inc. | Core Teaching/Student Supplies | 16D3-HDVK-9KY3 | \$158.53 |
| 4/28/2025 | Amazon Capital Services, Inc. | Core Teaching/Student Supplies | 1PT6-DTWK-36PF | \$68.34  |
| 4/28/2025 | Amazon Capital Services, Inc. | Core Teaching/Student Supplies | 1XFF-MQMN-4D4Q | \$26.21  |
| 4/28/2025 | Amazon Capital Services, Inc. | Core Teaching/Student Supplies | 1GJ1-LK34-9MCH | \$173.65 |
| 4/28/2025 | Amazon Capital Services, Inc. | Core Teaching/Student Supplies | 1GTV-KRQH-D3H3 | \$288.90 |
| 4/28/2025 | Amazon Capital Services, Inc. | Core Teaching/Student Supplies | 1NN9-LDXP-6LHD | \$119.95 |
| 4/28/2025 | Amazon Capital Services, Inc. | Core Teaching/Student Supplies | 14XP-YQ77-6FD3 | \$197.91 |
| 4/28/2025 | Amazon Capital Services, Inc. | Core Teaching/Student Supplies | 1T33-F6GK-XMR3 | \$12.80  |
| 4/28/2025 | Amazon Capital Services, Inc. | Core Teaching/Student Supplies | 14WK-CW4N-Y3Q1 | \$60.64  |
| 4/28/2025 | Amazon Capital Services, Inc. | Core Teaching/Student Supplies | 1T33-F6GK-XGQF | \$89.82  |
| 4/28/2025 | Amazon Capital Services, Inc. | Core Teaching/Student Supplies | 1GY4-16FW-4YV4 | \$82.91  |
| 4/28/2025 | Amazon Capital Services, Inc. | Core Teaching/Student Supplies | 1GTV-KRQH-CVDM | \$76.64  |
| 4/28/2025 | Amazon Capital Services, Inc. | Core Teaching/Student Supplies | 1WHW-39KC-9W4G | \$32.02  |
| 4/28/2025 | Amazon Capital Services, Inc. | Core Teaching/Student Supplies | 14WK-CW4N-Y177 | \$14.04  |
| 4/28/2025 | Amazon Capital Services, Inc. | Core Teaching/Student Supplies | 1X4K-KLXX-6TTG | \$12.68  |
| 4/28/2025 | Amazon Capital Services, Inc. | Core Teaching/Student Supplies | 199Q-P1W1-CKP6 | \$115.34 |
| 4/28/2025 | Amazon Capital Services, Inc. | Core Teaching/Student Supplies | 1TCX-WYM3-XRQQ | \$7.23   |
| 4/28/2025 | Amazon Capital Services, Inc. | Core Teaching/Student Supplies | 13C6-3KXT-7X3R | \$15.19  |
| 4/28/2025 | Amazon Capital Services, Inc. | Core Teaching/Student Supplies | 1K6L-DYR4-C9JX | \$122.61 |
| 4/28/2025 | Amazon Capital Services, Inc. | Core Teaching/Student Supplies | 19HW-RLM3-C441 | \$43.64  |
| 4/28/2025 | Amazon Capital Services, Inc. | Core Teaching/Student Supplies | 1XFG-DMGH-69GK | \$17.18  |
| 4/28/2025 | Amazon Capital Services, Inc. | Core Teaching/Student Supplies | 19HW-RLM3-7QXV | \$48.84  |
| 4/28/2025 | Amazon Capital Services, Inc. | Core Teaching/Student Supplies | 1YK1-PQC3-7VYC | \$88.32  |
| 4/28/2025 | Amazon Capital Services, Inc. | Core Teaching/Student Supplies | 1DRW-CCP9-C3P3 | \$24.30  |
| 4/28/2025 | Amazon Capital Services, Inc. | Core Teaching/Student Supplies | 1FHX-7CWK-C7CW | \$34.97  |
| 4/28/2025 | Amazon Capital Services, Inc. | Core Teaching/Student Supplies | 19HW-RLM3-7RR6 | \$51.38  |
| 4/28/2025 | Amazon Capital Services, Inc. | Core Teaching/Student Supplies | 1K6L-DYR4-9KXR | \$272.30 |
| 4/28/2025 | Amazon Capital Services, Inc. | Core Teaching/Student Supplies | 17V3-6J16-67CF | \$20.65  |
| 4/28/2025 | Amazon Capital Services, Inc. | Core Teaching/Student Supplies | 1L9C-VLQ7-6NNR | \$83.99  |

## Elite Academic Academy - Lucerne

|           |                               |                                |                |          |
|-----------|-------------------------------|--------------------------------|----------------|----------|
| 4/28/2025 | Amazon Capital Services, Inc. | Core Teaching/Student Supplies | 16H9-TY6N-7H99 | \$17.88  |
| 4/28/2025 | Amazon Capital Services, Inc. | Core Teaching/Student Supplies | 1L9C-VLQ7-9DM1 | \$21.54  |
| 4/28/2025 | Amazon Capital Services, Inc. | Core Teaching/Student Supplies | 1NRF-9T1Y-7X4X | \$26.93  |
| 4/28/2025 | Amazon Capital Services, Inc. | Core Teaching/Student Supplies | 16H9-TY6N-4H4N | \$45.17  |
| 4/28/2025 | Amazon Capital Services, Inc. | Core Teaching/Student Supplies | 1D3Q-D6YY-C7VX | \$91.11  |
| 4/28/2025 | Amazon Capital Services, Inc. | Core Teaching/Student Supplies | 1CKT-9KMC-1MTF | \$8.36   |
| 4/28/2025 | Amazon Capital Services, Inc. | Core Teaching/Student Supplies | 1RK4-1G4T-3M6W | \$81.86  |
| 4/28/2025 | Amazon Capital Services, Inc. | Core Teaching/Student Supplies | 1QGQ-GJ3M-1LTT | \$95.78  |
| 4/28/2025 | Amazon Capital Services, Inc. | Core Teaching/Student Supplies | 1DFT-MVY7-73D6 | \$86.07  |
| 4/28/2025 | Amazon Capital Services, Inc. | Core Teaching/Student Supplies | 1J7M-Y6H7-1MMR | \$311.06 |
| 4/28/2025 | Amazon Capital Services, Inc. | Core Teaching/Student Supplies | 1CPH-MX6T-6Q9H | \$178.49 |
| 4/28/2025 | Amazon Capital Services, Inc. | Core Teaching/Student Supplies | 13NM-79LR-19YK | \$255.40 |
| 4/28/2025 | Amazon Capital Services, Inc. | Core Teaching/Student Supplies | 1H9Y-PXTF-111Y | \$49.36  |
| 4/28/2025 | Amazon Capital Services, Inc. | Core Teaching/Student Supplies | 1FXC-7XFJ-1MP9 | \$10.76  |
| 4/28/2025 | Amazon Capital Services, Inc. | Core Teaching/Student Supplies | 1MFW-3X9M-1TWD | \$45.08  |
| 4/28/2025 | Amazon Capital Services, Inc. | Core Teaching/Student Supplies | 1D7W-KG6D-1N7M | \$63.81  |
| 4/28/2025 | Amazon Capital Services, Inc. | Core Teaching/Student Supplies | 1T9K-L1XC-7HVM | \$86.07  |
| 4/28/2025 | Amazon Capital Services, Inc. | Core Teaching/Student Supplies | 1X3L-V4CC-3LWK | \$77.39  |
| 4/28/2025 | Amazon Capital Services, Inc. | Core Teaching/Student Supplies | 1TV4-QXXV-33PV | \$422.42 |
| 4/28/2025 | Amazon Capital Services, Inc. | Core Teaching/Student Supplies | 1X9F-1341-3GR6 | \$84.30  |
| 4/28/2025 | Amazon Capital Services, Inc. | Core Teaching/Student Supplies | 1NHJ-6N9N-36W7 | \$12.79  |
| 4/28/2025 | Amazon Capital Services, Inc. | Core Teaching/Student Supplies | 1G6G-TGLX-1C6J | \$79.67  |
| 4/28/2025 | Amazon Capital Services, Inc. | Core Teaching/Student Supplies | 199N-99XH-1LKC | \$63.81  |
| 4/28/2025 | Amazon Capital Services, Inc. | Core Teaching/Student Supplies | 1QR1-3FK9-FKCH | \$30.16  |
| 4/28/2025 | Amazon Capital Services, Inc. | Core Teaching/Student Supplies | 1J7M-Y6H7-DNM6 | \$43.05  |
| 4/28/2025 | Amazon Capital Services, Inc. | Core Teaching/Student Supplies | 17Y7-93XQ-FNQX | \$82.30  |
| 4/28/2025 | Amazon Capital Services, Inc. | Core Teaching/Student Supplies | 1R79-V469-4QR3 | \$72.35  |
| 4/28/2025 | Amazon Capital Services, Inc. | Core Teaching/Student Supplies | 1QKX-74GH-61Q3 | \$112.03 |
| 4/28/2025 | Amazon Capital Services, Inc. | Core Teaching/Student Supplies | 1C94-1NKF-FKK3 | \$62.01  |
| 4/28/2025 | Amazon Capital Services, Inc. | Core Teaching/Student Supplies | 1WX4-QNRM-D4GL | \$34.69  |
| 4/28/2025 | Amazon Capital Services, Inc. | Core Teaching/Student Supplies | 1QR1-3FK9-7MQQ | \$22.33  |
| 4/28/2025 | Amazon Capital Services, Inc. | Core Teaching/Student Supplies | 17Y7-93XQ-D6G9 | \$60.75  |
| 4/28/2025 | Amazon Capital Services, Inc. | Core Teaching/Student Supplies | 1TV4-QXXV-F7MD | \$68.08  |
| 4/28/2025 | Amazon Capital Services, Inc. | Core Teaching/Student Supplies | 199N-99XH-FJMK | \$172.42 |

## Elite Academic Academy - Lucerne

|           |                               |                                |                |          |
|-----------|-------------------------------|--------------------------------|----------------|----------|
| 4/28/2025 | Amazon Capital Services, Inc. | Core Teaching/Student Supplies | 14KK-RLTV-G3PP | \$34.57  |
| 4/28/2025 | Amazon Capital Services, Inc. | Core Teaching/Student Supplies | 1VYD-JGDN-F4WW | \$292.83 |
| 4/28/2025 | Amazon Capital Services, Inc. | Core Teaching/Student Supplies | 1PHY-HV3F-FMWH | \$113.08 |
| 4/28/2025 | Amazon Capital Services, Inc. | Core Teaching/Student Supplies | 1L6W-R1QY-DRWC | \$60.18  |
| 4/28/2025 | Amazon Capital Services, Inc. | Core Teaching/Student Supplies | 1VYD-JGDN-7CJX | \$243.67 |
| 4/28/2025 | Amazon Capital Services, Inc. | Core Teaching/Student Supplies | 1RT6-WPTX-D9F3 | \$20.37  |
| 4/28/2025 | Amazon Capital Services, Inc. | Core Teaching/Student Supplies | 1VYD-JGDN-FLNX | \$287.35 |
| 4/28/2025 | Amazon Capital Services, Inc. | Core Teaching/Student Supplies | 1R3F-R9TH-CWHV | \$284.64 |
| 4/28/2025 | Amazon Capital Services, Inc. | Core Teaching/Student Supplies | 173R-K4W7-JGJQ | \$180.49 |
| 4/28/2025 | Amazon Capital Services, Inc. | Core Teaching/Student Supplies | 19G3-KNR4-997R | \$40.92  |
| 4/28/2025 | Amazon Capital Services, Inc. | Core Teaching/Student Supplies | 1X3H-HIGH-FK91 | \$86.19  |
| 4/28/2025 | Amazon Capital Services, Inc. | Core Teaching/Student Supplies | 1KR4-7QL3-D6H6 | \$203.36 |
| 4/28/2025 | Amazon Capital Services, Inc. | Core Teaching/Student Supplies | 1KKD-DRMN-FFH7 | \$75.32  |
| 4/28/2025 | Amazon Capital Services, Inc. | Core Teaching/Student Supplies | 199N-99XH-F1FK | \$102.75 |
| 4/28/2025 | Amazon Capital Services, Inc. | Core Teaching/Student Supplies | 13G3-9139-FT6R | \$105.42 |
| 4/28/2025 | Amazon Capital Services, Inc. | Core Teaching/Student Supplies | 19G3-KNR4-733C | \$30.70  |
| 4/28/2025 | Amazon Capital Services, Inc. | Core Teaching/Student Supplies | 1WJT-MKKR-C6GL | \$23.44  |
| 4/28/2025 | Amazon Capital Services, Inc. | Core Teaching/Student Supplies | 1D7W-KG6D-6QLJ | \$45.61  |
| 4/28/2025 | Amazon Capital Services, Inc. | Core Teaching/Student Supplies | 1WX1-VNHH-DKVV | \$139.70 |
| 4/28/2025 | Amazon Capital Services, Inc. | Core Teaching/Student Supplies | 1QKX-74GH-J6JT | \$8.69   |
| 4/28/2025 | Amazon Capital Services, Inc. | Core Teaching/Student Supplies | 1XKH-LC3L-K93D | \$56.17  |
| 4/28/2025 | Amazon Capital Services, Inc. | Core Teaching/Student Supplies | 1T9K-T449-KQLF | \$35.56  |
| 4/28/2025 | Amazon Capital Services, Inc. | Core Teaching/Student Supplies | 19G3-KNR4-L4VT | \$9.23   |
| 4/28/2025 | Amazon Capital Services, Inc. | Core Teaching/Student Supplies | 199N-99XH-KLK9 | \$237.42 |
| 4/28/2025 | Amazon Capital Services, Inc. | Core Teaching/Student Supplies | 13NM-79LR-KVG3 | \$32.85  |
| 4/28/2025 | Amazon Capital Services, Inc. | Core Teaching/Student Supplies | 1R79-V469-KDPR | \$78.29  |
| 4/28/2025 | Amazon Capital Services, Inc. | Core Teaching/Student Supplies | 199N-99XH-KG67 | \$176.30 |
| 4/28/2025 | Amazon Capital Services, Inc. | Core Teaching/Student Supplies | 1TGC-LV7C-J9FW | \$199.46 |
| 4/28/2025 | Amazon Capital Services, Inc. | Core Teaching/Student Supplies | 1L6W-R1QY-KW69 | \$13.30  |
| 4/28/2025 | Amazon Capital Services, Inc. | Core Teaching/Student Supplies | 1D6Q-4RJX-KNJH | \$233.05 |
| 4/28/2025 | Amazon Capital Services, Inc. | Core Teaching/Student Supplies | 11GR-QLDK-L9Y6 | \$32.85  |
| 4/28/2025 | Amazon Capital Services, Inc. | Core Teaching/Student Supplies | 19G3-KNR4-KCCX | \$129.27 |
| 4/28/2025 | Amazon Capital Services, Inc. | Core Teaching/Student Supplies | 1W6K-M6HW-KQLJ | \$3.09   |
| 4/28/2025 | Amazon Capital Services, Inc. | Core Teaching/Student Supplies | 17Y7-93XQ-KVHY | \$334.20 |

## Elite Academic Academy - Lucerne

|           |                               |                                |                 |            |
|-----------|-------------------------------|--------------------------------|-----------------|------------|
| 4/28/2025 | Amazon Capital Services, Inc. | Core Teaching/Student Supplies | 199N-99XH-KPTK  | \$156.02   |
| 4/28/2025 | Amazon Capital Services, Inc. | Core Teaching/Student Supplies | 1KR4-7QL3-KMX7  | \$58.85    |
| 4/28/2025 | Amazon Capital Services, Inc. | Core Teaching/Student Supplies | 199N-99XH-KDC1  | \$351.37   |
| 4/28/2025 | Amazon Capital Services, Inc. | Core Teaching/Student Supplies | 1TV4-QXXV-J D7T | \$651.01   |
| 4/28/2025 | Amazon Capital Services, Inc. | Core Teaching/Student Supplies | 1T9K-T449-KPQ3  | \$163.38   |
| 4/28/2025 | Amazon Capital Services, Inc. | Core Teaching/Student Supplies | 1QGQ-GJ3M-KYTF  | \$32.85    |
| 4/28/2025 | Amazon Capital Services, Inc. | Core Teaching/Student Supplies | 1XJ4-LHQF-HLRV  | \$120.96   |
| 4/28/2025 | Amazon Capital Services, Inc. | Core Teaching/Student Supplies | 1J4L-MKYK-NPT4  | \$11.10    |
| 4/28/2025 | Amazon Capital Services, Inc. | Core Teaching/Student Supplies | 1KKD-DRMN-NJ9V  | \$110.54   |
| 4/28/2025 | Amazon Capital Services, Inc. | Core Teaching/Student Supplies | 1T9K-T449-PXKW  | \$152.19   |
| 4/28/2025 | Amazon Capital Services, Inc. | Core Teaching/Student Supplies | 1J7M-Y6H7-P79M  | \$385.59   |
| 4/28/2025 | Amazon Capital Services, Inc. | Core Teaching/Student Supplies | 1KKD-DRMN-NKPV  | \$52.50    |
| 4/28/2025 | Amazon Capital Services, Inc. | Core Teaching/Student Supplies | 1N3H-YFP3-PJ1F  | \$130.67   |
| 4/28/2025 | Amazon Capital Services, Inc. | Core Teaching/Student Supplies | 19PH-WG6T-NQPH  | \$10.86    |
| 4/28/2025 | Amazon Capital Services, Inc. | Core Teaching/Student Supplies | 1XKH-LC3L-NYCW  | \$85.29    |
| 4/28/2025 | Amazon Capital Services, Inc. | Core Teaching/Student Supplies | 1PHY-HV3F-NNMF  | \$63.97    |
| 4/28/2025 | Amazon Capital Services, Inc. | Core Teaching/Student Supplies | 1R3F-R9TH-PWJW  | \$25.39    |
| 4/28/2025 | Amazon Capital Services, Inc. | Core Teaching/Student Supplies | 19PH-WG6T-NFGH  | \$51.13    |
| 4/28/2025 | Amazon Capital Services, Inc. | Core Teaching/Student Supplies | 1WX1-VNHH-NPYR  | \$10.86    |
| 4/28/2025 | Amazon Capital Services, Inc. | Core Teaching/Student Supplies | 14WX-KD11-P7XJ  | \$71.11    |
| 4/28/2025 | Amazon Capital Services, Inc. | Core Teaching/Student Supplies | 1H9Y-PXTF-MRRJ  | \$57.41    |
| 4/28/2025 | Amazon Capital Services, Inc. | Core Teaching/Student Supplies | 1HW3-VV6X-FCWF  | \$2,094.40 |
| 4/28/2025 | Amazon Capital Services, Inc. | Core Teaching/Student Supplies | 1RDD-XJ3V-GDCM  | \$489.48   |
| 4/28/2025 | Amazon Capital Services, Inc. | Core Teaching/Student Supplies | 1DMQ-WVVV-FP7Y  | \$39.08    |
| 4/28/2025 | Amazon Capital Services, Inc. | Core Teaching/Student Supplies | 16QH-T9FH-1CV6  | \$301.22   |
| 4/28/2025 | Amazon Capital Services, Inc. | Core Teaching/Student Supplies | 161W-HPYN-G414  | \$254.71   |
| 4/28/2025 | Amazon Capital Services, Inc. | Core Teaching/Student Supplies | 1DJH-YFL6-FDQH  | \$257.94   |
| 4/28/2025 | Amazon Capital Services, Inc. | Core Teaching/Student Supplies | 1XJF-Y3VD-434J  | \$48.26    |
| 4/28/2025 | Amazon Capital Services, Inc. | Core Teaching/Student Supplies | 1Y3F-7GRH-9NQJ  | \$65.24    |
| 4/28/2025 | Amazon Capital Services, Inc. | Core Teaching/Student Supplies | 16GG-J61C-GM33  | \$419.02   |
| 4/28/2025 | Amazon Capital Services, Inc. | Core Teaching/Student Supplies | 1TF9-7R1H-D7K3  | \$55.76    |
| 4/28/2025 | Amazon Capital Services, Inc. | Core Teaching/Student Supplies | 11T6-KG3P-G7NW  | \$264.31   |
| 4/28/2025 | Amazon Capital Services, Inc. | Core Teaching/Student Supplies | 1MV7-TFD9-LXD7  | \$246.73   |
| 4/28/2025 | Amazon Capital Services, Inc. | Core Teaching/Student Supplies | 16KN-9JCX-PTF4  | \$16.28    |



## Elite Academic Academy - Lucerne

|           |                               |                                |                |          |
|-----------|-------------------------------|--------------------------------|----------------|----------|
| 4/28/2025 | Amazon Capital Services, Inc. | Core Teaching/Student Supplies | 16H3-1MT9-LC19 | \$107.92 |
| 4/28/2025 | Amazon Capital Services, Inc. | Core Teaching/Student Supplies | 1G4L-HLHD-PHNF | \$54.93  |
| 4/28/2025 | Amazon Capital Services, Inc. | Core Teaching/Student Supplies | 19PH-WG6T-NDM1 | \$184.36 |
| 4/28/2025 | Amazon Capital Services, Inc. | Core Teaching/Student Supplies | 14KK-RLTV-PYVT | \$116.70 |
| 4/28/2025 | Amazon Capital Services, Inc. | Core Teaching/Student Supplies | 1N3J-6HF3-Q39L | \$15.21  |
| 4/28/2025 | Amazon Capital Services, Inc. | Core Teaching/Student Supplies | 1C94-1NKF-PPQR | \$118.43 |
| 4/28/2025 | Amazon Capital Services, Inc. | Core Teaching/Student Supplies | 1D7W-KG6D-NTMC | \$246.71 |
| 4/28/2025 | Amazon Capital Services, Inc. | Core Teaching/Student Supplies | 1H9L-FTVJ-MQ14 | \$83.13  |
| 4/28/2025 | Amazon Capital Services, Inc. | Core Teaching/Student Supplies | 1L94-6HKQ-KXJP | \$209.30 |
| 4/28/2025 | Amazon Capital Services, Inc. | Core Teaching/Student Supplies | 1RQ1-XV1X-NWQL | \$69.75  |
| 4/28/2025 | Amazon Capital Services, Inc. | Core Teaching/Student Supplies | 1GJ6-TKPN-QL76 | \$155.91 |
| 4/28/2025 | Amazon Capital Services, Inc. | Core Teaching/Student Supplies | 1CVD-4WHP-MVQQ | \$91.45  |
| 4/28/2025 | Amazon Capital Services, Inc. | Core Teaching/Student Supplies | 1RQ1-XV1X-NQ9R | \$82.13  |
| 4/28/2025 | Amazon Capital Services, Inc. | Core Teaching/Student Supplies | 17V7-69YG-MJMD | \$45.89  |
| 4/28/2025 | Amazon Capital Services, Inc. | Core Teaching/Student Supplies | 19DV-D3NG-PDRW | \$30.70  |
| 4/28/2025 | Amazon Capital Services, Inc. | Core Teaching/Student Supplies | 1X44-M6VR-Q6RX | \$82.30  |
| 4/28/2025 | Amazon Capital Services, Inc. | Core Teaching/Student Supplies | 1T9Y-GNYG-QFM6 | \$167.38 |
| 4/28/2025 | Amazon Capital Services, Inc. | Core Teaching/Student Supplies | 17V7-69YG-NQDM | \$16.79  |
| 4/28/2025 | Amazon Capital Services, Inc. | Core Teaching/Student Supplies | 1Y3F-7GRH-PHxD | \$8.07   |
| 4/28/2025 | Amazon Capital Services, Inc. | Core Teaching/Student Supplies | 1JNN-P16G-PK6K | \$45.20  |
| 4/28/2025 | Amazon Capital Services, Inc. | Core Teaching/Student Supplies | 1RDD-XJ3V-QRX3 | \$50.78  |
| 4/28/2025 | Amazon Capital Services, Inc. | Core Teaching/Student Supplies | 1XDC-9FVK-QC3K | \$68.80  |
| 4/28/2025 | Amazon Capital Services, Inc. | Core Teaching/Student Supplies | 1V99-QL9W-PC6G | \$169.23 |
| 4/28/2025 | Amazon Capital Services, Inc. | Core Teaching/Student Supplies | 1G77-PY1P-Q7WQ | \$146.66 |
| 4/28/2025 | Amazon Capital Services, Inc. | Core Teaching/Student Supplies | 14JQ-PCVL-MF7L | \$35.52  |
| 4/28/2025 | Amazon Capital Services, Inc. | Core Teaching/Student Supplies | 1VP7-T91C-L7JF | \$9.48   |
| 4/28/2025 | Amazon Capital Services, Inc. | Core Teaching/Student Supplies | 16YL-HVKM-NTTG | \$17.21  |
| 4/28/2025 | Amazon Capital Services, Inc. | Core Teaching/Student Supplies | 19PJ-3Q9Y-M791 | \$31.82  |
| 4/28/2025 | Amazon Capital Services, Inc. | Core Teaching/Student Supplies | 1L94-6HKQ-NMR6 | \$7.72   |
| 4/28/2025 | Amazon Capital Services, Inc. | Core Teaching/Student Supplies | 1XFT-R9NG-LYHD | \$51.36  |
| 4/28/2025 | Amazon Capital Services, Inc. | Core Teaching/Student Supplies | 1MV7-TFD9-M7XL | \$102.00 |
| 4/28/2025 | Amazon Capital Services, Inc. | Core Teaching/Student Supplies | 19DV-D3NG-PFDT | \$152.24 |
| 4/28/2025 | Amazon Capital Services, Inc. | Core Teaching/Student Supplies | 1XDC-9FVK-P31W | \$127.51 |
| 4/28/2025 | Amazon Capital Services, Inc. | Core Teaching/Student Supplies | 1XJF-Y3VD-M1Q7 | \$26.03  |

## Elite Academic Academy - Lucerne

|           |                               |                                |                |          |
|-----------|-------------------------------|--------------------------------|----------------|----------|
| 4/28/2025 | Amazon Capital Services, Inc. | Core Teaching/Student Supplies | 11T6-KG3P-PRFD | \$5.43   |
| 4/28/2025 | Amazon Capital Services, Inc. | Core Teaching/Student Supplies | 1XJQ-4GPP-LR11 | \$71.12  |
| 4/28/2025 | Amazon Capital Services, Inc. | Core Teaching/Student Supplies | 19DV-D3NG-PW3R | \$225.81 |
| 4/28/2025 | Amazon Capital Services, Inc. | Core Teaching/Student Supplies | 177W-NY3W-LGDF | \$147.65 |
| 4/28/2025 | Amazon Capital Services, Inc. | Core Teaching/Student Supplies | 19C3-QTQ3-CH4H | \$8.15   |
| 4/28/2025 | Amazon Capital Services, Inc. | Core Teaching/Student Supplies | 1NQY-YNL9-CTYT | \$14.13  |
| 4/28/2025 | Amazon Capital Services, Inc. | Core Teaching/Student Supplies | 1F4J-7DVH-CRTH | \$139.45 |
| 4/28/2025 | Amazon Capital Services, Inc. | Core Teaching/Student Supplies | 1KRP-TJ1P-CGR6 | \$20.14  |
| 4/28/2025 | Amazon Capital Services, Inc. | Core Teaching/Student Supplies | 1MCW-7Q3F-9TM7 | \$8.07   |
| 4/28/2025 | Amazon Capital Services, Inc. | Core Teaching/Student Supplies | 1KRP-TJ1P-DCLM | \$25.96  |
| 4/28/2025 | Amazon Capital Services, Inc. | Core Teaching/Student Supplies | 1DTC-GFYR-C64C | \$27.40  |
| 4/28/2025 | Amazon Capital Services, Inc. | Core Teaching/Student Supplies | 1CP7-RCQW-1GGY | \$48.81  |
| 4/28/2025 | Amazon Capital Services, Inc. | Core Teaching/Student Supplies | 1PWM-F3QG-CKM9 | \$17.39  |
| 4/28/2025 | Amazon Capital Services, Inc. | Core Teaching/Student Supplies | 1416-NDNW-CKNR | \$61.39  |
| 4/28/2025 | Amazon Capital Services, Inc. | Core Teaching/Student Supplies | 111T-3HR3-9TKW | \$11.44  |
| 4/28/2025 | Amazon Capital Services, Inc. | Core Teaching/Student Supplies | 1F94-JYG1-D17N | \$5.25   |
| 4/28/2025 | Amazon Capital Services, Inc. | Core Teaching/Student Supplies | 1TVW-PV6M-9TCW | \$54.15  |
| 4/28/2025 | Amazon Capital Services, Inc. | Core Teaching/Student Supplies | 1NM9-9MHJ-CH6K | \$9.20   |
| 4/28/2025 | Amazon Capital Services, Inc. | Core Teaching/Student Supplies | 1DTC-GFYR-CORD | \$193.40 |
| 4/28/2025 | Amazon Capital Services, Inc. | Core Teaching/Student Supplies | 1PLH-KXJM-4CKW | \$6.78   |
| 4/28/2025 | Amazon Capital Services, Inc. | Core Teaching/Student Supplies | 16TQ-QPFY-C1YF | \$38.40  |
| 4/28/2025 | Amazon Capital Services, Inc. | Core Teaching/Student Supplies | 1X3T-3J7K-76HL | \$21.52  |
| 4/28/2025 | Amazon Capital Services, Inc. | Core Teaching/Student Supplies | 1WTP-4YG9-99CN | \$21.94  |
| 4/28/2025 | Amazon Capital Services, Inc. | Core Teaching/Student Supplies | 1MLD-X1R9-CQNW | \$27.37  |
| 4/28/2025 | Amazon Capital Services, Inc. | Core Teaching/Student Supplies | 1QRJ-WNQL-CFY4 | \$187.28 |
| 4/28/2025 | Amazon Capital Services, Inc. | Core Teaching/Student Supplies | 1WTP-4YG9-CKV3 | \$17.55  |
| 4/28/2025 | Amazon Capital Services, Inc. | Core Teaching/Student Supplies | 1LF6-YNXV-1463 | \$31.79  |
| 4/28/2025 | Amazon Capital Services, Inc. | Core Teaching/Student Supplies | 19C1-PKG9-3NXW | \$19.54  |
| 4/28/2025 | Amazon Capital Services, Inc. | Core Teaching/Student Supplies | 141J-N7M1-9RVX | \$47.50  |
| 4/28/2025 | Amazon Capital Services, Inc. | Core Teaching/Student Supplies | 19C3-QTQ3-61TN | \$46.71  |
| 4/28/2025 | Amazon Capital Services, Inc. | Core Teaching/Student Supplies | 1416-NDNW-CTYT | \$13.16  |
| 4/28/2025 | Amazon Capital Services, Inc. | Core Teaching/Student Supplies | 1MDM-H69K-6VCT | \$89.59  |
| 4/28/2025 | Amazon Capital Services, Inc. | Core Teaching/Student Supplies | 1KD6-TT4D-J4KW | \$149.69 |
| 4/28/2025 | Amazon Capital Services, Inc. | Core Teaching/Student Supplies | 1L94-THKR-4HGT | \$210.90 |

## Elite Academic Academy - Lucerne

|           |                               |                                |                   |          |
|-----------|-------------------------------|--------------------------------|-------------------|----------|
| 4/28/2025 | Amazon Capital Services, Inc. | Core Teaching/Student Supplies | 1F4J-7DVH-D3MJ    | \$78.83  |
| 4/28/2025 | Amazon Capital Services, Inc. | Core Teaching/Student Supplies | 19C3-QTQ3-C37N    | \$162.33 |
| 4/28/2025 | Amazon Capital Services, Inc. | Core Teaching/Student Supplies | 1L94-THKR-C6TW    | \$7.17   |
| 4/28/2025 | Amazon Capital Services, Inc. | Core Teaching/Student Supplies | 1QWM-MWHL-CLWN    | \$9.91   |
| 4/28/2025 | Amazon Capital Services, Inc. | Core Teaching/Student Supplies | 1N3T-KYHQ-3XMR    | \$17.00  |
| 4/28/2025 | Amazon Capital Services, Inc. | Core Teaching/Student Supplies | 11HR-7CYL-9VQN    | \$17.55  |
| 4/28/2025 | Amazon Capital Services, Inc. | Core Teaching/Student Supplies | 1RFY-G33T-7Q7M    | \$94.59  |
| 4/28/2025 | Amazon Capital Services, Inc. | Core Teaching/Student Supplies | 1CGT-6CNY-CKYK    | \$5.32   |
| 4/28/2025 | Amazon Capital Services, Inc. | Core Teaching/Student Supplies | 1D9R-R43Y-CMG3    | \$17.79  |
| 4/28/2025 | Amazon Capital Services, Inc. | Core Teaching/Student Supplies | 1PLH-KXJM-1R3K    | \$535.41 |
| 4/28/2025 | Amazon Capital Services, Inc. | Core Teaching/Student Supplies | 1MLD-X1R9-931X    | \$123.91 |
| 4/28/2025 | Amazon Capital Services, Inc. | Core Teaching/Student Supplies | 16KN-X66R-CFWM    | \$473.30 |
| 4/28/2025 | Amazon Capital Services, Inc. | Core Teaching/Student Supplies | 1416-NDNW-CP9J    | \$17.53  |
| 4/28/2025 | Amazon Capital Services, Inc. | Core Teaching/Student Supplies | 1WTP-4YG9-7373    | \$126.20 |
| 4/28/2025 | Amazon Capital Services, Inc. | Core Teaching/Student Supplies | 1RGG-PMMM-7J7C    | \$94.58  |
| 4/28/2025 | Amazon Capital Services, Inc. | Core Teaching/Student Supplies | 16KN-X66R-DL9P    | \$499.39 |
| 4/28/2025 | Amazon Capital Services, Inc. | Core Teaching/Student Supplies | 1NM9-9MHJ-4FFK    | \$14.81  |
| 4/28/2025 | Amazon Capital Services, Inc. | Core Teaching/Student Supplies | 1N3T-KYHQ-7HL4    | \$82.08  |
| 4/28/2025 | Amazon Capital Services, Inc. | Core Teaching/Student Supplies | 14JJ-HHV7-9WVH    | \$355.04 |
| 4/28/2025 | Amazon Capital Services, Inc. | Core Teaching/Student Supplies | 1J HJ -L6LJ -CDMH | \$31.82  |
| 4/28/2025 | Amazon Capital Services, Inc. | Core Teaching/Student Supplies | 16TQ-MJRL-DCTF    | \$285.76 |
| 4/28/2025 | Amazon Capital Services, Inc. | Core Teaching/Student Supplies | 16KN-X66R-7MM4    | \$56.17  |
| 4/28/2025 | Amazon Capital Services, Inc. | Core Teaching/Student Supplies | 1JHJ -L6LJ-1HJ4   | \$43.09  |
| 4/28/2025 | Amazon Capital Services, Inc. | Core Teaching/Student Supplies | 1DTC-GFYR-DF4Y    | \$42.60  |
| 4/28/2025 | Amazon Capital Services, Inc. | Core Teaching/Student Supplies | 14FX-GHKW-CKRQ    | \$71.55  |
| 4/28/2025 | Amazon Capital Services, Inc. | Core Teaching/Student Supplies | 19C3-QTQ3-9HXT    | \$9.89   |
| 4/28/2025 | Amazon Capital Services, Inc. | Core Teaching/Student Supplies | 1MDM-H69K-41RP    | \$174.14 |
| 4/28/2025 | Amazon Capital Services, Inc. | Core Teaching/Student Supplies | 1NQY-YNL9-914J    | \$10.76  |
| 4/28/2025 | Amazon Capital Services, Inc. | Core Teaching/Student Supplies | 1PWM-F3QG-7WL4    | \$70.21  |
| 4/28/2025 | Amazon Capital Services, Inc. | Core Teaching/Student Supplies | 111T-3HR3-CWR9    | \$40.56  |
| 4/28/2025 | Amazon Capital Services, Inc. | Core Teaching/Student Supplies | 1XML-F9HP-9MLV    | \$317.21 |
| 4/28/2025 | Amazon Capital Services, Inc. | Core Teaching/Student Supplies | 1RFY-G33T-1T6X    | \$375.59 |
| 4/28/2025 | Amazon Capital Services, Inc. | Core Teaching/Student Supplies | 1TVW-PV6M-CH6H    | \$67.05  |
| 4/28/2025 | Amazon Capital Services, Inc. | Core Teaching/Student Supplies | 19XY-KP9G-CKDW    | \$607.21 |

## Elite Academic Academy - Lucerne

|           |                               |                                |                |          |
|-----------|-------------------------------|--------------------------------|----------------|----------|
| 4/28/2025 | Amazon Capital Services, Inc. | Core Teaching/Student Supplies | 11HR-7CYL-3VJK | \$88.70  |
| 4/28/2025 | Amazon Capital Services, Inc. | Core Teaching/Student Supplies | 1NQY-YNL9-747D | \$112.33 |
| 4/28/2025 | Amazon Capital Services, Inc. | Core Teaching/Student Supplies | 1CP7-RCQW-9XR9 | \$9.89   |
| 4/28/2025 | Amazon Capital Services, Inc. | Core Teaching/Student Supplies | 14FX-GHKW-9F3H | \$86.80  |
| 4/28/2025 | Amazon Capital Services, Inc. | Core Teaching/Student Supplies | 1YVF-KFQ9-C6FP | \$26.08  |
| 4/28/2025 | Amazon Capital Services, Inc. | Core Teaching/Student Supplies | 1CMQ-GK36-1JYY | \$28.97  |
| 4/28/2025 | Amazon Capital Services, Inc. | Core Teaching/Student Supplies | 19C1-PKG9-CCXV | \$92.79  |
| 4/28/2025 | Amazon Capital Services, Inc. | Core Teaching/Student Supplies | 17TK-Q1MC-C436 | \$17.55  |
| 4/28/2025 | Amazon Capital Services, Inc. | Core Teaching/Student Supplies | 1TK1-HFRF-CX3N | \$53.45  |
| 4/28/2025 | Amazon Capital Services, Inc. | Core Teaching/Student Supplies | 1RGG-PMMM-7J3K | \$22.09  |
| 4/28/2025 | Amazon Capital Services, Inc. | Core Teaching/Student Supplies | 1PWM-F3QG-9XK3 | \$18.48  |
| 4/28/2025 | Amazon Capital Services, Inc. | Core Teaching/Student Supplies | 11C7-RJR3-671F | \$108.26 |
| 4/28/2025 | Amazon Capital Services, Inc. | Core Teaching/Student Supplies | 1F4J-7DVH-31DN | \$50.99  |
| 4/28/2025 | Amazon Capital Services, Inc. | Core Teaching/Student Supplies | 1LF6-YNXV-949J | \$48.71  |
| 4/28/2025 | Amazon Capital Services, Inc. | Core Teaching/Student Supplies | 1QWM-MWHL-CY4V | \$16.14  |
| 4/28/2025 | Amazon Capital Services, Inc. | Core Teaching/Student Supplies | 1RFY-G33T-63LL | \$93.68  |
| 4/28/2025 | Amazon Capital Services, Inc. | Core Teaching/Student Supplies | 1RFY-G33T-7DXJ | \$10.76  |
| 4/28/2025 | Amazon Capital Services, Inc. | Core Teaching/Student Supplies | 11X7-MXQ6-61MT | \$128.54 |
| 4/28/2025 | Amazon Capital Services, Inc. | Core Teaching/Student Supplies | 1TLP-MRF4-3Y7F | \$337.56 |
| 4/28/2025 | Amazon Capital Services, Inc. | Core Teaching/Student Supplies | 1L3Y-F337-4NC7 | \$24.78  |
| 4/28/2025 | Amazon Capital Services, Inc. | Core Teaching/Student Supplies | 19WK-M3HY-3FH9 | \$91.68  |
| 4/28/2025 | Amazon Capital Services, Inc. | Core Teaching/Student Supplies | 1D7G-JJRP-11DV | \$154.48 |
| 4/28/2025 | Amazon Capital Services, Inc. | Core Teaching/Student Supplies | 1MWT-QPJY-4KGH | \$22.00  |
| 4/28/2025 | Amazon Capital Services, Inc. | Core Teaching/Student Supplies | 1LD1-3WYJ-4YXK | \$628.05 |
| 4/28/2025 | Amazon Capital Services, Inc. | Core Teaching/Student Supplies | 1JD7-49WH-7JWN | \$83.50  |
| 4/28/2025 | Amazon Capital Services, Inc. | Core Teaching/Student Supplies | 1T4P-9PDG-4CX3 | \$169.53 |
| 4/28/2025 | Amazon Capital Services, Inc. | Core Teaching/Student Supplies | 1PRV-C3HV-336G | \$15.06  |
| 4/28/2025 | Amazon Capital Services, Inc. | Core Teaching/Student Supplies | 1WR6-XDTV-4TTC | \$128.54 |
| 4/28/2025 | Amazon Capital Services, Inc. | Core Teaching/Student Supplies | 1L3Y-F337-44L4 | \$140.00 |
| 4/28/2025 | Amazon Capital Services, Inc. | Core Teaching/Student Supplies | 1TQP-GMPP-7364 | \$59.58  |
| 4/28/2025 | Amazon Capital Services, Inc. | Core Teaching/Student Supplies | 1N4K-K79Y-1NHP | \$219.37 |
| 4/28/2025 | Amazon Capital Services, Inc. | Core Teaching/Student Supplies | 16WR-J3HK-3FQ7 | \$22.82  |
| 4/28/2025 | Amazon Capital Services, Inc. | Core Teaching/Student Supplies | 1463-H4QD-3DJP | \$238.63 |
| 4/28/2025 | Amazon Capital Services, Inc. | Core Teaching/Student Supplies | 1XFT-HGJR-1VX3 | \$41.30  |

## Elite Academic Academy - Lucerne

|           |                               |                                |                |          |
|-----------|-------------------------------|--------------------------------|----------------|----------|
| 4/28/2025 | Amazon Capital Services, Inc. | Core Teaching/Student Supplies | 1WXP-4FQV-66P3 | \$184.24 |
| 4/28/2025 | Amazon Capital Services, Inc. | Core Teaching/Student Supplies | 16WR-J3HK-4HRX | \$241.34 |
| 4/28/2025 | Amazon Capital Services, Inc. | Core Teaching/Student Supplies | 1WXP-4FQV-4MJ6 | \$180.19 |
| 4/28/2025 | Amazon Capital Services, Inc. | Core Teaching/Student Supplies | 1WM9-L7FK-6JHQ | \$34.08  |
| 4/28/2025 | Amazon Capital Services, Inc. | Core Teaching/Student Supplies | 1MTV-PVVH-4TQ9 | \$41.30  |
| 4/28/2025 | Amazon Capital Services, Inc. | Core Teaching/Student Supplies | 1NX9-YDTM-4PTG | \$128.54 |
| 4/28/2025 | Amazon Capital Services, Inc. | Core Teaching/Student Supplies | 11R7-7VHX-1TR3 | \$36.57  |
| 4/28/2025 | Amazon Capital Services, Inc. | Core Teaching/Student Supplies | 1LR7-7VVP-3GCC | \$64.61  |
| 4/28/2025 | Amazon Capital Services, Inc. | Core Teaching/Student Supplies | 1KKR-CCTP-11JR | \$39.75  |
| 4/28/2025 | Amazon Capital Services, Inc. | Core Teaching/Student Supplies | 1RRH-XP39-3TD1 | \$22.51  |
| 4/28/2025 | Amazon Capital Services, Inc. | Core Teaching/Student Supplies | 1L3Y-F337-37CQ | \$205.01 |
| 4/28/2025 | Amazon Capital Services, Inc. | Core Teaching/Student Supplies | 1L33-HTHH-6RXM | \$52.04  |
| 4/28/2025 | Amazon Capital Services, Inc. | Core Teaching/Student Supplies | 1YWY-QQCD-713X | \$22.20  |
| 4/28/2025 | Amazon Capital Services, Inc. | Core Teaching/Student Supplies | 13WD-3TQQ-3WH3 | \$32.87  |
| 4/28/2025 | Amazon Capital Services, Inc. | Core Teaching/Student Supplies | 1JD7-49WH-4MDW | \$40.63  |
| 4/28/2025 | Amazon Capital Services, Inc. | Core Teaching/Student Supplies | 16R1-QXLL-1JRD | \$63.27  |
| 4/28/2025 | Amazon Capital Services, Inc. | Core Teaching/Student Supplies | 169L-CJGT-3VC1 | \$133.64 |
| 4/28/2025 | Amazon Capital Services, Inc. | Core Teaching/Student Supplies | 1HW3-VV6X-41TC | \$88.54  |
| 4/28/2025 | Amazon Capital Services, Inc. | Core Teaching/Student Supplies | 1KXY-DVLR-419T | \$181.85 |
| 4/28/2025 | Amazon Capital Services, Inc. | Core Teaching/Student Supplies | 1LD9-FPD1-1FTT | \$318.92 |
| 4/28/2025 | Amazon Capital Services, Inc. | Core Teaching/Student Supplies | 1K4V-GYKT-7CWM | \$131.96 |
| 4/28/2025 | Amazon Capital Services, Inc. | Core Teaching/Student Supplies | 16WR-J3HK-6KGL | \$87.05  |
| 4/28/2025 | Amazon Capital Services, Inc. | Core Teaching/Student Supplies | 16T6-9VQP-6D6Y | \$126.03 |
| 4/28/2025 | Amazon Capital Services, Inc. | Core Teaching/Student Supplies | 1G63-TQPJ-7LCT | \$18.83  |
| 4/28/2025 | Amazon Capital Services, Inc. | Core Teaching/Student Supplies | 1VJL-49QM-1FNP | \$464.72 |
| 4/28/2025 | Amazon Capital Services, Inc. | Core Teaching/Student Supplies | 1KXY-DVLR-FC1J | \$94.36  |
| 4/28/2025 | Amazon Capital Services, Inc. | Core Teaching/Student Supplies | 1463-H4QD-6LGH | \$93.56  |
| 4/28/2025 | Amazon Capital Services, Inc. | Core Teaching/Student Supplies | 11R7-7VHX-GT4P | \$41.68  |
| 4/28/2025 | Amazon Capital Services, Inc. | Core Teaching/Student Supplies | 1CQD-J13M-GTG6 | \$129.19 |
| 4/28/2025 | Amazon Capital Services, Inc. | Core Teaching/Student Supplies | 1RY9-LYX9-FX71 | \$312.47 |
| 4/28/2025 | Amazon Capital Services, Inc. | Core Teaching/Student Supplies | 1MK1-QQGQ-GGQ7 | \$42.66  |
| 4/28/2025 | Amazon Capital Services, Inc. | Core Teaching/Student Supplies | 1463-H4QD-CGDK | \$117.65 |
| 4/28/2025 | Amazon Capital Services, Inc. | Core Teaching/Student Supplies | 1VR4-PYYN-FKN7 | \$96.96  |
| 4/28/2025 | Amazon Capital Services, Inc. | Core Teaching/Student Supplies | 1MK1-QQGQ-FF3P | \$225.25 |

## Elite Academic Academy - Lucerne

|           |                               |                                |                |            |
|-----------|-------------------------------|--------------------------------|----------------|------------|
| 4/28/2025 | Amazon Capital Services, Inc. | Core Teaching/Student Supplies | 13C9-GRPF-HDTD | \$29.96    |
| 4/28/2025 | Amazon Capital Services, Inc. | Core Teaching/Student Supplies | 16WR-J3HK-NXMN | \$16.15    |
| 4/28/2025 | Amazon Capital Services, Inc. | Core Teaching/Student Supplies | 1HW3-VV6X-KY6T | \$77.21    |
| 4/28/2025 | Amazon Capital Services, Inc. | Core Teaching/Student Supplies | 11TD-PWF4-LFKM | \$58.37    |
| 4/28/2025 | Amazon Capital Services, Inc. | Core Teaching/Student Supplies | 14DM-N4KT-N4PT | \$328.52   |
| 4/28/2025 | Amazon Capital Services, Inc. | Core Teaching/Student Supplies | 14XQ-QKR3-N6QX | \$152.04   |
| 4/28/2025 | Amazon Capital Services, Inc. | Core Teaching/Student Supplies | 13CL-FF7L-TC6X | \$193.10   |
| 4/28/2025 | Amazon Capital Services, Inc. | Core Teaching/Student Supplies | 1LR7-7VVP-PX4R | \$1,002.62 |
| 4/28/2025 | Amazon Capital Services, Inc. | Core Teaching/Student Supplies | 1T4P-9PDG-R74J | \$401.48   |
| 4/28/2025 | Amazon Capital Services, Inc. | Core Teaching/Student Supplies | 1J3X-Y3TJ-T61Q | \$357.96   |
| 4/28/2025 | Amazon Capital Services, Inc. | Core Teaching/Student Supplies | 1QTG-WCHN-QD3Y | \$69.72    |
| 4/28/2025 | Amazon Capital Services, Inc. | Core Teaching/Student Supplies | 1RY9-LYX9-PPF9 | \$186.81   |
| 4/28/2025 | Amazon Capital Services, Inc. | Core Teaching/Student Supplies | 1DF7-QFDC-QY7K | \$339.24   |
| 4/28/2025 | Amazon Capital Services, Inc. | Core Teaching/Student Supplies | 1VJL-49QM-RYW1 | \$31.36    |
| 4/28/2025 | Amazon Capital Services, Inc. | Core Teaching/Student Supplies | 1GWD-G1Y6-QRTW | \$79.94    |
| 4/28/2025 | Amazon Capital Services, Inc. | Core Teaching/Student Supplies | 1TLP-MRF4-QF1X | \$32.11    |
| 4/28/2025 | Amazon Capital Services, Inc. | Core Teaching/Student Supplies | 1MM4-3LCV-CM14 | \$28.26    |
| 4/28/2025 | Amazon Capital Services, Inc. | Core Teaching/Student Supplies | 1L3Y-F337-VJFN | \$192.55   |
| 4/28/2025 | Amazon Capital Services, Inc. | Core Teaching/Student Supplies | 1RMG-W94C-96R7 | \$58.74    |
| 4/28/2025 | Amazon Capital Services, Inc. | Core Teaching/Student Supplies | 1F7Y-9QDJ-3QQY | \$38.67    |
| 4/28/2025 | Amazon Capital Services, Inc. | Core Teaching/Student Supplies | 1PRD-PG19-4WYL | \$542.71   |
| 4/28/2025 | Amazon Capital Services, Inc. | Core Teaching/Student Supplies | 1C1Y-6X49-CCRY | \$46.49    |
| 4/28/2025 | Amazon Capital Services, Inc. | Core Teaching/Student Supplies | 1NPX-FP6F-CMRL | \$74.15    |
| 4/28/2025 | Amazon Capital Services, Inc. | Core Teaching/Student Supplies | 1D9W-1XNK-13YQ | \$235.14   |
| 4/28/2025 | Amazon Capital Services, Inc. | Core Teaching/Student Supplies | 1D11-1GJW-7PNC | \$193.30   |
| 4/28/2025 | Amazon Capital Services, Inc. | Core Teaching/Student Supplies | 1LC9-G19F-C7GV | \$20.64    |
| 4/28/2025 | Amazon Capital Services, Inc. | Core Teaching/Student Supplies | 1KFM-N47G-7QPR | \$34.96    |
| 4/28/2025 | Amazon Capital Services, Inc. | Core Teaching/Student Supplies | 1KFM-N47G-9J46 | \$142.21   |
| 4/28/2025 | Amazon Capital Services, Inc. | Core Teaching/Student Supplies | 1Q96-CGGL-4YP4 | \$38.67    |
| 4/28/2025 | Amazon Capital Services, Inc. | Core Teaching/Student Supplies | 1F4N-796K-4Q1Q | \$257.55   |
| 4/28/2025 | Amazon Capital Services, Inc. | Core Teaching/Student Supplies | 1QLN-HL96-D46Q | \$141.11   |
| 4/28/2025 | Amazon Capital Services, Inc. | Core Teaching/Student Supplies | 1MWT-QPJY-WCD9 | \$73.45    |
| 4/28/2025 | Amazon Capital Services, Inc. | Core Teaching/Student Supplies | 1XCN-GKCR-9VNX | \$28.52    |
| 4/28/2025 | Amazon Capital Services, Inc. | Core Teaching/Student Supplies | 1QX1-WM1V-6CPF | \$23.91    |

## Elite Academic Academy - Lucerne

|           |                               |                                |                     |          |
|-----------|-------------------------------|--------------------------------|---------------------|----------|
| 4/28/2025 | Amazon Capital Services, Inc. | Core Teaching/Student Supplies | 1QJ6-P4YQ-4PTP      | \$337.70 |
| 4/28/2025 | Amazon Capital Services, Inc. | Core Teaching/Student Supplies | 1N6Q-C6RR-7JMK      | \$19.46  |
| 4/28/2025 | Amazon Capital Services, Inc. | Core Teaching/Student Supplies | 1RCK-KXQY-DJPJ      | \$118.53 |
| 4/28/2025 | Amazon Capital Services, Inc. | Core Teaching/Student Supplies | 1L7F-VWGP-CQMG      | \$202.74 |
| 4/28/2025 | Amazon Capital Services, Inc. | Core Teaching/Student Supplies | 1LC9-G19F-NGWT      | \$9.46   |
| 4/28/2025 | Amazon Capital Services, Inc. | Core Teaching/Student Supplies | 1HNT-V1XV-FL9J      | \$777.94 |
| 4/28/2025 | Amazon Capital Services, Inc. | Core Teaching/Student Supplies | 1CD4-31MD-L61C      | \$32.30  |
| 4/28/2025 | Amazon Capital Services, Inc. | Core Teaching/Student Supplies | 1JXW-DXMK-KKK1      | \$10.86  |
| 4/28/2025 | Amazon Capital Services, Inc. | Core Teaching/Student Supplies | 1KFM-N47G-FR9F      | \$42.95  |
| 4/28/2025 | Amazon Capital Services, Inc. | Core Teaching/Student Supplies | 146K-6H41-K419      | \$31.00  |
| 4/28/2025 | Amazon Capital Services, Inc. | Core Teaching/Student Supplies | 1DJM-HF3J-D9C9      | \$118.53 |
| 4/28/2025 | Amazon Capital Services, Inc. | Core Teaching/Student Supplies | 173K-RCQR-GPV6      | \$23.53  |
| 4/28/2025 | Amazon Capital Services, Inc. | Core Teaching/Student Supplies | 1KCN-TCWM-C6P6      | \$280.98 |
| 4/28/2025 | Amazon Capital Services, Inc. | Core Teaching/Student Supplies | 1XCN-GKCR-NRVQ      | \$9.37   |
| 4/28/2025 | Amazon Capital Services, Inc. | Core Teaching/Student Supplies | 163G-1R31-GCGV      | \$139.94 |
| 4/28/2025 | Amazon Capital Services, Inc. | Core Teaching/Student Supplies | 1F7Y-9QDJ-HDVG      | \$167.30 |
| 4/28/2025 | Amazon Capital Services, Inc. | Core Teaching/Student Supplies | 1HNT-V1XV-KC7J      | \$235.92 |
| 4/28/2025 | Amazon Capital Services, Inc. | Core Teaching/Student Supplies | 146K-6H41-NHT1      | \$7.54   |
| 4/28/2025 | Amazon Capital Services, Inc. | Core Teaching/Student Supplies | 1XCN-GKCR-PW43      | \$117.30 |
| 4/28/2025 | Amazon Capital Services, Inc. | Core Teaching/Student Supplies | 13MR-YMWF-V6VT      | \$8.25   |
| 4/28/2025 | Amazon Capital Services, Inc. | Core Teaching/Student Supplies | 1N6Q-C6RR-QQRT      | \$5.53   |
| 4/28/2025 | Amazon Capital Services, Inc. | Core Teaching/Student Supplies | 16WR-J 3HK-XF4P     | \$63.63  |
| 4/28/2025 | Blick Art Materials           | Core Teaching/Student Supplies | 5162275             | \$244.75 |
| 4/28/2025 | Candy Herrera                 | Core Teaching/Student Supplies | HER032825a          | \$30.47  |
| 4/28/2025 | Candy Herrera                 | Core Teaching/Student Supplies | HER032825           | \$27.21  |
| 4/28/2025 | I'm The Chef Too, LLC         | Core Teaching/Student Supplies | 1127                | \$107.26 |
| 4/28/2025 | Kids Art Box                  | Core Teaching/Student Supplies | 1E+11               | \$110.00 |
| 4/28/2025 | KiwiCo, Inc.                  | Core Teaching/Student Supplies | KE-OE088E1703312529 | \$89.30  |
| 4/28/2025 | KiwiCo, Inc.                  | Core Teaching/Student Supplies | KE-A3E1960703312510 | \$89.30  |
| 4/28/2025 | KiwiCo, Inc.                  | Core Teaching/Student Supplies | KE-88740F2203312508 | \$89.30  |
| 4/28/2025 | Lakeshore Learning Materials  | Core Teaching/Student Supplies | 90528473            | \$37.27  |
| 4/28/2025 | Lakeshore Learning Materials  | Core Teaching/Student Supplies | 90544049            | \$188.02 |
| 4/28/2025 | Lakeshore Learning Materials  | Core Teaching/Student Supplies | 90561041            | \$74.70  |
| 4/28/2025 | Lakeshore Learning Materials  | Core Teaching/Student Supplies | 90561044            | \$222.86 |

## Elite Academic Academy - Lucerne

|           |   |                                |               |            |
|-----------|---|--------------------------------|---------------|------------|
| 4/28/2025 | Lego Education                            | Core Teaching/Student Supplies | 1190648761    | \$190.26   |
| 4/28/2025 | Little Passports, Inc                     | Core Teaching/Student Supplies | IN-0001000274 | \$469.80   |
| 4/28/2025 | Rainbow Resource Center                   | Core Teaching/Student Supplies | 4956348       | \$176.55   |
| 4/28/2025 | Rainbow Resource Center                   | Core Teaching/Student Supplies | 4965354       | \$77.72    |
| 4/28/2025 | 34th St. Prep Academy                     | Educational Services           | 7010568580    | \$300.00   |
| 4/28/2025 | A+ In Home Tutors dba Firefly Tutors      | Educational Services           | 7010571160    | \$600.00   |
| 4/28/2025 | A+ Tutoring                               | Educational Services           | 7010571165    | \$2,800.00 |
| 4/28/2025 | A+ Tutoring                               | Educational Services           | 7010573306    | \$280.00   |
| 4/28/2025 | Academy of Music and Arts - Murrieta a    | Educational Services           | 7010564999    | \$969.43   |
| 4/28/2025 | Aceable, Inc                              | Educational Services           | INVACE704     | \$70.00    |
| 4/28/2025 | Alique Pempejian                          | Educational Services           | PEM040225     | \$117.50   |
| 4/28/2025 | Amanda Harer                              | Educational Services           | HAR040225     | \$70.00    |
| 4/28/2025 | Amanda Harer                              | Educational Services           | HAR040325     | \$120.00   |
| 4/28/2025 | Amanda Harer                              | Educational Services           | HAR040325a    | \$106.00   |
| 4/28/2025 | Amazing Athletes of Inland Empire         | Educational Services           | 7010565010    | \$60.00    |
| 4/28/2025 | And All That Jazz! Performing Arts Cente  | Educational Services           | 7010573313    | \$430.00   |
| 4/28/2025 | Branche Jones                             | Educational Services           | 137           | \$1,500.00 |
| 4/28/2025 | Brian Campos                              | Educational Services           | CAM040125     | \$249.00   |
| 4/28/2025 | British Swim School of Fontana-Eastvale   | Educational Services           | 7010565040    | \$258.00   |
| 4/28/2025 | Bumblebunch Sewing Studio                 | Educational Services           | 7010573322    | \$1,035.00 |
| 4/28/2025 | Buzzy Mae Music Academy                   | Educational Services           | 7010568583    | \$1,085.00 |
| 4/28/2025 | Christina Martin                          | Educational Services           | MAR040325     | \$60.00    |
| 4/28/2025 | Ciera Speer                               | Educational Services           | SPE032825     | \$150.00   |
| 4/28/2025 | Ciera Speer                               | Educational Services           | SPE040225     | \$322.00   |
| 4/28/2025 | Daisy Saenz                               | Educational Services           | SAE040225     | \$280.00   |
| 4/28/2025 | Dasana Sports                             | Educational Services           | 7010571188    | \$250.00   |
| 4/28/2025 | David Barnes                              | Educational Services           | 7010568599    | \$120.00   |
| 4/28/2025 | Deborah Runyan Vu                         | Educational Services           | RUN032825a    | \$290.00   |
| 4/28/2025 | Deborah Runyan Vu                         | Educational Services           | RUN032825     | \$229.00   |
| 4/28/2025 | Deborah Runyan Vu                         | Educational Services           | RUN032825b    | \$267.00   |
| 4/28/2025 | Doodle Art & Design                       | Educational Services           | 7010568601    | \$380.00   |
| 4/28/2025 | Elena Smith                               | Educational Services           | SMI033125     | \$175.00   |
| 4/28/2025 | Elizabeth Arkin Elizabeth's Educational S | Educational Services           | 7010546830    | \$560.00   |
| 4/28/2025 | Elizabeth Arkin Elizabeth's Educational S | Educational Services           | 7010565075    | \$120.00   |



## Elite Academic Academy - Lucerne

|           |   |                      |            |            |
|-----------|---|----------------------|------------|------------|
| 4/28/2025 | Friends of Willow Tree                  | Educational Services | 7010571198 | \$1,063.00 |
| 4/28/2025 | Giordano's ATA Martial Arts             | Educational Services | 7010568624 | \$402.20   |
| 4/28/2025 | Head2Heart Partners in Education        | Educational Services | 7010573339 | \$1,350.00 |
| 4/28/2025 | Head2Heart Partners in Education        | Educational Services | 7010583878 | \$375.00   |
| 4/28/2025 | Healthy Footprints Adventure Communi    | Educational Services | 7010565081 | \$148.04   |
| 4/28/2025 | Heather Leyvas                          | Educational Services | LEY040325a | \$309.00   |
| 4/28/2025 | Heather Leyvas                          | Educational Services | LEY040325  | \$300.00   |
| 4/28/2025 | Huckleberry Center for Creative Learnin | Educational Services | 7010573345 | \$3,428.84 |
| 4/28/2025 | Icetown Riverside                       | Educational Services | 7010571206 | \$252.00   |
| 4/28/2025 | Inland Pacific Ballet Academy           | Educational Services | 7010568637 | \$525.00   |
| 4/28/2025 | Jacasea Davis                           | Educational Services | DAV040125  | \$200.00   |
| 4/28/2025 | Jaclyn Hutchins*                        | Educational Services | 7010568632 | \$132.00   |
| 4/28/2025 | Jaclyn Hutchins*                        | Educational Services | 7010565084 | \$208.00   |
| 4/28/2025 | Jesus Arambula                          | Educational Services | ARA040125  | \$230.00   |
| 4/28/2025 | Joining All Movement LLC                | Educational Services | 7010583904 | \$500.00   |
| 4/28/2025 | Katie Olesen                            | Educational Services | OLE040225  | \$222.00   |
| 4/28/2025 | Kristen Lansdale                        | Educational Services | 7010565107 | \$1,304.00 |
| 4/28/2025 | Kristen Lawrence                        | Educational Services | LAW040225  | \$115.00   |
| 4/28/2025 | Kumon of Fontana, Summit Heights        | Educational Services | 7010573349 | \$630.00   |
| 4/28/2025 | Literacy Lane Tutoring                  | Educational Services | 7010565163 | \$600.00   |
| 4/28/2025 | Literacy Lane Tutoring                  | Educational Services | 7010568714 | \$200.00   |
| 4/28/2025 | Living Literary, LLC                    | Educational Services | 7010571209 | \$200.00   |
| 4/28/2025 | LuAnn Poti                              | Educational Services | POT032825  | \$80.00    |
| 4/28/2025 | Lynda Nguyen                            | Educational Services | NGU040225  | \$950.00   |
| 4/28/2025 | ML Tutoring                             | Educational Services | 7010565176 | \$2,835.00 |
| 4/28/2025 | ML Tutoring                             | Educational Services | 7010565259 | \$210.00   |
| 4/28/2025 | Maria Chavez                            | Educational Services | CHA040325  | \$182.00   |
| 4/28/2025 | Maria Martinez                          | Educational Services | MAR032825a | \$410.00   |
| 4/28/2025 | Maria Martinez                          | Educational Services | MAR032825  | \$379.00   |
| 4/28/2025 | Marisol Camarena                        | Educational Services | CAM040325  | \$63.75    |
| 4/28/2025 | Mary Longbottom                         | Educational Services | 7010571213 | \$52.00    |
| 4/28/2025 | Maryann Leblanc                         | Educational Services | LEB040225  | \$105.00   |
| 4/28/2025 | Master Lee's Kung Fu San Soo            | Educational Services | 7010568727 | \$139.00   |
| 4/28/2025 | Mathnasium of Eastvale                  | Educational Services | 7010571215 | \$419.00   |

## Elite Academic Academy - Lucerne

|           |   |                      |            |             |
|-----------|---|----------------------|------------|-------------|
| 4/28/2025 | Mathnasium of Temecula                  | Educational Services | 7010565173 | \$319.00    |
| 4/28/2025 | Melissa J. Diwa Enterprises             | Educational Services | 7010571184 | \$1,728.00  |
| 4/28/2025 | Melissa J. Diwa Enterprises             | Educational Services | 7010573316 | \$192.00    |
| 4/28/2025 | Monrovia Music Academy                  | Educational Services | 7010568731 | \$492.00    |
| 4/28/2025 | Moonridge School of Dance               | Educational Services | 7010568733 | \$135.00    |
| 4/28/2025 | My Learning Studio                      | Educational Services | 7010565180 | \$513.40    |
| 4/28/2025 | Nate & Alice Music Studio               | Educational Services | 7010583930 | \$560.00    |
| 4/28/2025 | Neesha N. Rahim                         | Educational Services | 168        | \$12,000.00 |
| 4/28/2025 | Olivia Alarcon                          | Educational Services | ALA032825  | \$75.00     |
| 4/28/2025 | On Pointe Productions, LLC              | Educational Services | 7010568736 | \$280.00    |
| 4/28/2025 | Parnassus Preparatory Academy           | Educational Services | 7010573353 | \$6,008.99  |
| 4/28/2025 | Portal Languages - San Diego            | Educational Services | 7010571235 | \$240.00    |
| 4/28/2025 | Rage Entertainment Complex              | Educational Services | 7010571240 | \$556.04    |
| 4/28/2025 | Renee Garcia                            | Educational Services | GAR040225  | \$24.99     |
| 4/28/2025 | Riffs Music Enterprises Inc             | Educational Services | 7010568758 | \$455.00    |
| 4/28/2025 | Rosedenise Vasquez                      | Educational Services | VAS032825  | \$185.00    |
| 4/28/2025 | Rosedenise Vasquez                      | Educational Services | VAS032825a | \$32.00     |
| 4/28/2025 | Sampa Fontana BJJ                       | Educational Services | 7010568765 | \$200.00    |
| 4/28/2025 | Sheffield Educational Services          | Educational Services | 7010568772 | \$292.00    |
| 4/28/2025 | SoCal Singer Studio                     | Educational Services | 7010565226 | \$760.00    |
| 4/28/2025 | SoCal Singer Studio                     | Educational Services | 7010571257 | \$180.00    |
| 4/28/2025 | Sylvia Carreon                          | Educational Services | CAR040325  | \$96.00     |
| 4/28/2025 | Tara French                             | Educational Services | FRE033125  | \$155.00    |
| 4/28/2025 | Team Coach Schu                         | Educational Services | 7010568786 | \$400.00    |
| 4/28/2025 | Temecula Music Teacher, LLC             | Educational Services | 7010568796 | \$411.00    |
| 4/28/2025 | Teresa Diaz                             | Educational Services | DIA040225  | \$200.00    |
| 4/28/2025 | Teresa Diaz                             | Educational Services | DIA040225a | \$200.00    |
| 4/28/2025 | The Little Red Barn Indoor Playground L | Educational Services | 7010583969 | \$175.00    |
| 4/28/2025 | Universal Martial Arts Centers, Inc.    | Educational Services | 7010568801 | \$290.00    |
| 4/28/2025 | Veronica Gutierrez                      | Educational Services | GUT040325a | \$109.80    |
| 4/28/2025 | Veronica Gutierrez                      | Educational Services | GUT040325  | \$109.80    |
| 4/28/2025 | Veronica Hurley                         | Educational Services | HUR040325a | \$55.00     |
| 4/28/2025 | Veronica Hurley                         | Educational Services | HUR040325  | \$50.00     |
| 4/28/2025 | Victorville Taekwondo Academy, Inc      | Educational Services | 7010568807 | \$700.00    |

## Elite Academic Academy - Lucerne

|           |   |                                       |                |              |
|-----------|---|---------------------------------------|----------------|--------------|
| 4/28/2025 | WM Music Lessons, Inc.  | Educational Services                  | 7010568839     | \$140.00     |
| 4/28/2025 | Write On Webb   | Educational Services                  | 7010565249     | \$264.00     |
| 4/28/2025 | Yesenia Robles  | Educational Services                  | ROB040325      | \$502.00     |
| 4/28/2025 | YouSchool, Inc.   | Educational Services                  | 999-999-2162   | \$3,000.00   |
| 4/28/2025 | ZT Prospects Academy  | Educational Services                  | 7010568850     | \$1,338.00   |
| 4/28/2025 | ZT Prospects Academy  | Educational Services                  | 7010568860     | \$865.00     |
| 4/28/2025 | ZT Prospects Academy  | Educational Services                  | 7010573359     | \$750.00     |
| 4/28/2025 | Certifix Live Scan  | Fingerprinting                        | 101857         | \$175.00     |
| 4/28/2025 | Molly Maid of Temecula Valley   | Janitorial Services                   | 20250331-EA    | \$396.00     |
| 4/28/2025 | Strongmind, Inc   | Marketing                             | INVSM3199      | \$7,846.38   |
| 4/28/2025 | Amazon Capital Services, Inc.   | Materials & Supplies - Office         | 16YK-WCCX-4TW9 | \$65.10      |
| 4/28/2025 | Amazon Capital Services, Inc.   | Materials & Supplies - Office         | 1YWY-QQCD-71KY | \$83.55      |
| 4/28/2025 | Downey Unified School District - Food & Parent & Staff meeting food & supplie |                                       | EliteMar2025   | \$525.00     |
| 4/28/2025 | Frontier  | Phone / Internet / Website Fees       | 005May2025     | \$457.04     |
| 4/28/2025 | Purchase Power  | Postage & Delivery - Business         | 004Apr2025     | \$282.72     |
| 4/28/2025 | FedEx Office and Print Services, Inc.   | Postage & Delivery - Educational      | OC-790568      | \$12.50      |
| 4/28/2025 | FedEx Office and Print Services, Inc.   | Postage & Delivery - Educational      | 1.701E+11      | \$975.68     |
| 4/28/2025 | FedEx Office and Print Services, Inc.   | Postage & Delivery - Educational      | 1.701E+11      | \$410.94     |
| 4/28/2025 | Uline   | Postage & Delivery - Educational      | 191335013      | \$1,442.07   |
| 4/28/2025 | Uline   | Postage & Delivery - Educational      | 191647421      | \$143.89     |
| 4/28/2025 | Uline   | Postage & Delivery - Educational      | 191647300      | \$399.76     |
| 4/28/2025 | Inside Plants   | Repairs & Minor Site Improvements     | 104321         | \$130.00     |
| 4/28/2025 | AbleSpace Inc.  | Special Education Services            | 445A6E41-0001  | \$2,150.00   |
| 4/28/2025 | McColgan & Associates, Inc  | Special Education Services            | 7361           | \$213.64     |
| 4/28/2025 | NCS Pearson, Inc.   | Special Education Services            | 28476515       | \$640.84     |
| 4/28/2025 | Specialized Therapy Services, Inc.  | Special Education Services            | ELAA01-0325    | \$1,751.40   |
| 4/28/2025 | SBCSS   | STRS                                  | 004AprSTRS2025 | \$198,381.03 |
| 4/28/2025 | Amazon Capital Services, Inc.   | Technology Equipment - Staff          | 1QN3-NVFG-LPDH | \$1,698.08   |
| 4/28/2025 | Amazon Capital Services, Inc.   | Technology Equipment - Staff          | 1HNQ-LPTR-1RNG | \$182.09     |
| 4/28/2025 | Amazon Capital Services, Inc.   | Technology Equipment - Staff          | 1P11-YWFO-6CXN | \$1,159.53   |
| 4/28/2025 | AGiRepair, Inc.   | Technology Services & Software - Educ | AR008000       | \$69.00      |
| 4/28/2025 | AGiRepair, Inc.   | Technology Services & Software - Educ | AR008995       | \$69.00      |
| 4/28/2025 | AGiRepair, Inc.   | Technology Services & Software - Educ | AR009128       | \$138.00     |
| 4/28/2025 | AGiRepair, Inc.   | Technology Services & Software - Educ | AR009833       | \$79.00      |

## Elite Academic Academy - Lucerne

|           |                                    |                                       |                |             |
|-----------|------------------------------------|---------------------------------------|----------------|-------------|
| 4/28/2025 | School Pathways Holdings, LLC      | Technology Services & Software - Educ | INV-140-08483  | \$48.56     |
| 4/28/2025 | School Pathways Holdings, LLC      | Technology Services & Software - Educ | INV-140-08422  | \$5,879.10  |
| 4/29/2025 | CREATIVE CATERING                  | Educational Services                  | CC 0719        | \$3,000.01  |
| 4/29/2025 | HILTON GARDEN INN                  | Travel, Lodging & Meals               | CC 0719        | \$164.93    |
| 4/29/2025 | HILTON GARDEN INN                  | Travel, Lodging & Meals               | CC 0719        | \$164.93    |
| 4/30/2025 | Meghan Freeman                     | Mileage, Parking & Tolls              | FRE042525      | \$137.72    |
| 4/30/2025 | Meghan Freeman                     | Travel, Lodging & Meals               | FRE042525      | \$614.67    |
| 4/30/2025 | TOWN AND COUNTRY - LOD             | Travel, Lodging & Meals               | CC 0719        | \$586.50    |
| 5/2/2025  | Anthem Blue Cross                  | Health Insurance                      | 0202504919802  | \$52,206.65 |
| 5/2/2025  | Guardian                           | Health Insurance                      | 005May2025     | \$8,526.77  |
| 5/2/2025  | Nexelm LLC                         | Rent - Facilities Lease               | ELM203_050125  | \$2,558.60  |
| 5/5/2025  | Kaiser Foundation Health Plan      | Health Insurance                      | 4.83938E+11    | \$27,942.71 |
| 5/6/2025  | Bagger Sports                      | Marketing                             | 6643           | \$2,695.30  |
| 5/6/2025  | Bagger Sports                      | Marketing                             | 6644           | \$126.39    |
| 5/6/2025  | FIS LOCKBOX OPERATIONS ATTN:PITNEY | Postage & Delivery - Educational      | 038.LU         | \$7,000.00  |
| 5/7/2025  | Autumn Katzman                     | Educational Services                  | KAT040425      | \$200.00    |
| 5/7/2025  | Autumn Katzman                     | Educational Services                  | KAT040425a     | \$200.00    |
| 5/7/2025  | Ericka Jackson                     | Educational Services                  | JAC040425      | \$157.00    |
| 5/7/2025  | Ericka Jackson                     | Educational Services                  | JAC050525      | \$157.00    |
| 5/7/2025  | Sarah Shannon                      | Educational Services                  | 029            | \$1,825.20  |
| 5/7/2025  | RentableUSA.com                    | Rent - Facilities Lease               | 05May2025Lease | \$2,882.00  |
| 5/7/2025  | Engage XR Limited                  | Technology Services & Software - Educ | SI-202505-0006 | \$15,509.45 |
| 5/7/2025  | Michelle Wood                      | UNALLOCATED WAGES                     | 050725         | \$4,895.37  |
| 5/8/2025  | CliftonLarsonAllen LLP             | Accounting Fees / Audit               | L251263529     | \$5,520.00  |
| 5/8/2025  | All About Learning Press, Inc.     | Approved Core Curriculum, Teacher M   | 930192         | \$234.64    |
| 5/8/2025  | Amazon Capital Services, Inc.      | Approved Core Curriculum, Teacher M   | 1VXM-WKT1-N13H | \$319.58    |
| 5/8/2025  | Amazon Capital Services, Inc.      | Approved Core Curriculum, Teacher M   | 1FWH-JY9M-H1XW | \$13.26     |
| 5/8/2025  | Amazon Capital Services, Inc.      | Approved Core Curriculum, Teacher M   | 146X-3CCG-LV7C | \$181.15    |
| 5/8/2025  | Amazon Capital Services, Inc.      | Approved Core Curriculum, Teacher M   | 1QLN-HL96-N444 | \$122.18    |
| 5/8/2025  | Amazon Capital Services, Inc.      | Approved Core Curriculum, Teacher M   | 1QGY-7DTN-MMH4 | \$188.75    |
| 5/8/2025  | Amazon Capital Services, Inc.      | Approved Core Curriculum, Teacher M   | 1RCK-KXQY-PLDG | \$11.84     |
| 5/8/2025  | Amazon Capital Services, Inc.      | Approved Core Curriculum, Teacher M   | 1JXW-DXMK-XVRF | \$34.15     |
| 5/8/2025  | Amazon Capital Services, Inc.      | Approved Core Curriculum, Teacher M   | 1GLT-PVH4-XFJJ | \$10.96     |
| 5/8/2025  | Amazon Capital Services, Inc.      | Approved Core Curriculum, Teacher M   | 1M36-LD1F-91DJ | \$8.25      |

## Elite Academic Academy - Lucerne

|          |                                 |                                     |                |          |
|----------|---------------------------------|-------------------------------------|----------------|----------|
| 5/8/2025 | Amazon Capital Services, Inc.   | Approved Core Curriculum, Teacher M | 19MP-TCVN-YPX9 | \$8.18   |
| 5/8/2025 | Amazon Capital Services, Inc.   | Approved Core Curriculum, Teacher M | 1YF1-WRQV-D1KX | \$101.33 |
| 5/8/2025 | Amazon Capital Services, Inc.   | Approved Core Curriculum, Teacher M | 1Q1R-JJFW-H4XV | \$7.75   |
| 5/8/2025 | Amazon Capital Services, Inc.   | Approved Core Curriculum, Teacher M | 196W-T9V3-GRVW | \$15.70  |
| 5/8/2025 | Amazon Capital Services, Inc.   | Approved Core Curriculum, Teacher M | 1DRM-PJRL-HWVC | \$14.37  |
| 5/8/2025 | Amazon Capital Services, Inc.   | Approved Core Curriculum, Teacher M | 1M4F-VX7V-HKMM | \$15.70  |
| 5/8/2025 | Amazon Capital Services, Inc.   | Approved Core Curriculum, Teacher M | 1P1Y-36G1-YDCP | \$327.99 |
| 5/8/2025 | Amazon Capital Services, Inc.   | Approved Core Curriculum, Teacher M | 1GV6-TTJ9-DTDD | \$50.00  |
| 5/8/2025 | Amazon Capital Services, Inc.   | Approved Core Curriculum, Teacher M | 1L64-QMT3-V9N9 | \$13.14  |
| 5/8/2025 | Amazon Capital Services, Inc.   | Approved Core Curriculum, Teacher M | 17FW-KFNW-VFD6 | \$8.18   |
| 5/8/2025 | Amazon Capital Services, Inc.   | Approved Core Curriculum, Teacher M | 16JD-TCTC-NXC9 | \$8.39   |
| 5/8/2025 | Amazon Capital Services, Inc.   | Approved Core Curriculum, Teacher M | 1MTD-6T6Q-4VGR | \$9.13   |
| 5/8/2025 | Amazon Capital Services, Inc.   | Approved Core Curriculum, Teacher M | 1GTV-PQFV-4LMP | \$45.69  |
| 5/8/2025 | Amazon Capital Services, Inc.   | Approved Core Curriculum, Teacher M | 1J7W-FDLQ-6GJ1 | \$8.25   |
| 5/8/2025 | Amazon Capital Services, Inc.   | Approved Core Curriculum, Teacher M | 1FNK-PKLF-GKRR | \$8.33   |
| 5/8/2025 | Amazon Capital Services, Inc.   | Approved Core Curriculum, Teacher M | 1VHK-7QRH-P77Y | \$3.60   |
| 5/8/2025 | Amazon Capital Services, Inc.   | Approved Core Curriculum, Teacher M | 1XG1-QLMK-NPF1 | \$44.85  |
| 5/8/2025 | Amazon Capital Services, Inc.   | Approved Core Curriculum, Teacher M | 1N7Y-H3JP-MLW4 | \$8.31   |
| 5/8/2025 | Amazon Capital Services, Inc.   | Approved Core Curriculum, Teacher M | 17WC-3KVD-9N7V | \$9.99   |
| 5/8/2025 | Amazon Capital Services, Inc.   | Approved Core Curriculum, Teacher M | 1Y9Q-GKPW-CGC3 | \$9.99   |
| 5/8/2025 | Amazon Capital Services, Inc.   | Approved Core Curriculum, Teacher M | 163K-QC6M-4JXC | \$38.39  |
| 5/8/2025 | Beautiful Feet Books, Inc.      | Approved Core Curriculum, Teacher M | 31498          | \$583.63 |
| 5/8/2025 | Beautiful Feet Books, Inc.      | Approved Core Curriculum, Teacher M | 31501          | \$197.25 |
| 5/8/2025 | Blackbird & Company             | Approved Core Curriculum, Teacher M | 21316          | \$629.40 |
| 5/8/2025 | Blackbird & Company             | Approved Core Curriculum, Teacher M | 21273          | \$121.87 |
| 5/8/2025 | Blackbird & Company             | Approved Core Curriculum, Teacher M | 21317          | \$695.24 |
| 5/8/2025 | Blackbird & Company             | Approved Core Curriculum, Teacher M | 21328          | \$673.61 |
| 5/8/2025 | Blackbird & Company             | Approved Core Curriculum, Teacher M | 21325          | \$408.58 |
| 5/8/2025 | Blackbird & Company             | Approved Core Curriculum, Teacher M | 21327          | \$676.51 |
| 5/8/2025 | Blackbird & Company             | Approved Core Curriculum, Teacher M | 21363          | \$394.95 |
| 5/8/2025 | Blossom and Root Home Education | Approved Core Curriculum, Teacher M | 0001124        | \$97.00  |
| 5/8/2025 | Brave Writer                    | Approved Core Curriculum, Teacher M | 7010560580     | \$149.00 |
| 5/8/2025 | Brick Math                      | Approved Core Curriculum, Teacher M | 40825          | \$31.43  |
| 5/8/2025 | Bright Thinker, Inc.            | Approved Core Curriculum, Teacher M | SINV13423      | \$295.00 |

## Elite Academic Academy - Lucerne

|          |                                     |                                     |             |            |
|----------|-------------------------------------|-------------------------------------|-------------|------------|
| 5/8/2025 | Bright Thinker, Inc.                | Approved Core Curriculum, Teacher M | SINV13503   | \$295.00   |
| 5/8/2025 | Dash Into Learning                  | Approved Core Curriculum, Teacher M | 56471       | \$74.37    |
| 5/8/2025 | Essentials in Writing               | Approved Core Curriculum, Teacher M | 233078      | \$123.40   |
| 5/8/2025 | Essentials in Writing               | Approved Core Curriculum, Teacher M | 111569      | \$137.15   |
| 5/8/2025 | Essentials in Writing               | Approved Core Curriculum, Teacher M | 588958      | \$199.00   |
| 5/8/2025 | Essentials in Writing               | Approved Core Curriculum, Teacher M | 366465      | \$229.00   |
| 5/8/2025 | Essentials in Writing               | Approved Core Curriculum, Teacher M | 299827      | \$343.15   |
| 5/8/2025 | Essentials in Writing               | Approved Core Curriculum, Teacher M | 511051      | \$343.15   |
| 5/8/2025 | Essentials in Writing               | Approved Core Curriculum, Teacher M | 333531      | \$158.15   |
| 5/8/2025 | Essentials in Writing               | Approved Core Curriculum, Teacher M | 388306      | \$137.15   |
| 5/8/2025 | Essentials in Writing               | Approved Core Curriculum, Teacher M | 577129      | \$137.15   |
| 5/8/2025 | Essentials in Writing               | Approved Core Curriculum, Teacher M | 555887      | \$249.00   |
| 5/8/2025 | Exploration Education               | Approved Core Curriculum, Teacher M | 05968       | \$179.93   |
| 5/8/2025 | Guest Hollow, LLC                   | Approved Core Curriculum, Teacher M | 4102025     | \$47.00    |
| 5/8/2025 | History Unboxed LLC                 | Approved Core Curriculum, Teacher M | WC-299247HU | \$82.17    |
| 5/8/2025 | History Unboxed LLC                 | Approved Core Curriculum, Teacher M | wc-299249HU | \$593.51   |
| 5/8/2025 | History Unboxed LLC                 | Approved Core Curriculum, Teacher M | wc-299250HU | \$1,060.70 |
| 5/8/2025 | Home Science Tools                  | Approved Core Curriculum, Teacher M | 000661031   | \$211.09   |
| 5/8/2025 | Home Science Tools                  | Approved Core Curriculum, Teacher M | 000661363   | \$64.38    |
| 5/8/2025 | Home Science Tools                  | Approved Core Curriculum, Teacher M | 000661365   | \$180.70   |
| 5/8/2025 | Home Science Tools                  | Approved Core Curriculum, Teacher M | 000661962   | \$80.42    |
| 5/8/2025 | Home Science Tools                  | Approved Core Curriculum, Teacher M | 000662149   | \$232.98   |
| 5/8/2025 | Home Science Tools                  | Approved Core Curriculum, Teacher M | 000662470   | \$47.41    |
| 5/8/2025 | Home Science Tools                  | Approved Core Curriculum, Teacher M | 000662602   | \$46.30    |
| 5/8/2025 | Home Science Tools                  | Approved Core Curriculum, Teacher M | 000662468   | \$238.31   |
| 5/8/2025 | Home Science Tools                  | Approved Core Curriculum, Teacher M | 000663203   | \$445.36   |
| 5/8/2025 | Home Science Tools                  | Approved Core Curriculum, Teacher M | 000663201   | \$449.43   |
| 5/8/2025 | Home Science Tools                  | Approved Core Curriculum, Teacher M | 000663906   | \$43.45    |
| 5/8/2025 | Home Science Tools                  | Approved Core Curriculum, Teacher M | 000663909   | \$43.05    |
| 5/8/2025 | Home Science Tools                  | Approved Core Curriculum, Teacher M | 000664712   | \$95.65    |
| 5/8/2025 | Home Science Tools                  | Approved Core Curriculum, Teacher M | 000665123   | \$161.17   |
| 5/8/2025 | Home Science Tools                  | Approved Core Curriculum, Teacher M | 000665122   | \$161.17   |
| 5/8/2025 | Homeschool Languages                | Approved Core Curriculum, Teacher M | 0005175     | \$238.99   |
| 5/8/2025 | Institute for Excellence in Writing | Approved Core Curriculum, Teacher M | 1197869     | \$99.56    |

## Elite Academic Academy - Lucerne

|          |                                     |                                     |              |          |
|----------|-------------------------------------|-------------------------------------|--------------|----------|
| 5/8/2025 | Institute for Excellence in Writing | Approved Core Curriculum, Teacher M | 1197870      | \$38.07  |
| 5/8/2025 | Kids Discover, LLC                  | Approved Core Curriculum, Teacher M | 100168451-1  | \$84.00  |
| 5/8/2025 | Learning Without Tears              | Approved Core Curriculum, Teacher M | INV226317    | \$154.68 |
| 5/8/2025 | Logic of English                    | Approved Core Curriculum, Teacher M | SI-238810    | \$138.11 |
| 5/8/2025 | MEL Science U.S., LLC               | Approved Core Curriculum, Teacher M | KC2025040408 | \$270.52 |
| 5/8/2025 | MEL Science U.S., LLC               | Approved Core Curriculum, Teacher M | VR2025041007 | \$162.27 |
| 5/8/2025 | MEL Science U.S., LLC               | Approved Core Curriculum, Teacher M | AD2025041008 | \$324.64 |
| 5/8/2025 | MEL Science U.S., LLC               | Approved Core Curriculum, Teacher M | RR2025040405 | \$162.27 |
| 5/8/2025 | Mad Dog Math                        | Approved Core Curriculum, Teacher M | 5084         | \$89.99  |
| 5/8/2025 | Mimeo.com, Inc                      | Approved Core Curriculum, Teacher M | 2073639      | \$90.29  |
| 5/8/2025 | Mimeo.com, Inc                      | Approved Core Curriculum, Teacher M | 2075418      | \$109.32 |
| 5/8/2025 | Mosdos Press                        | Approved Core Curriculum, Teacher M | 21416        | \$182.60 |
| 5/8/2025 | Moving Beyond the Page              | Approved Core Curriculum, Teacher M | 305255       | \$281.55 |
| 5/8/2025 | Moving Beyond the Page              | Approved Core Curriculum, Teacher M | 305574       | \$830.03 |
| 5/8/2025 | Pandia Press Inc.                   | Approved Core Curriculum, Teacher M | 52844        | \$23.99  |
| 5/8/2025 | Pandia Press Inc.                   | Approved Core Curriculum, Teacher M | 52848        | \$625.79 |
| 5/8/2025 | Pandia Press Inc.                   | Approved Core Curriculum, Teacher M | 52833        | \$221.85 |
| 5/8/2025 | Pandia Press Inc.                   | Approved Core Curriculum, Teacher M | 52832        | \$71.87  |
| 5/8/2025 | Pandia Press Inc.                   | Approved Core Curriculum, Teacher M | 52843        | \$80.87  |
| 5/8/2025 | Pandia Press Inc.                   | Approved Core Curriculum, Teacher M | 52846        | \$221.85 |
| 5/8/2025 | Rainbow Resource Center             | Approved Core Curriculum, Teacher M | 4964561      | \$408.76 |
| 5/8/2025 | Rainbow Resource Center             | Approved Core Curriculum, Teacher M | 4968496      | \$427.16 |
| 5/8/2025 | Rainbow Resource Center             | Approved Core Curriculum, Teacher M | 4968547      | \$223.61 |
| 5/8/2025 | Rainbow Resource Center             | Approved Core Curriculum, Teacher M | 4968565      | \$214.29 |
| 5/8/2025 | Rainbow Resource Center             | Approved Core Curriculum, Teacher M | 4968558      | \$103.93 |
| 5/8/2025 | Rainbow Resource Center             | Approved Core Curriculum, Teacher M | 4968560      | \$170.51 |
| 5/8/2025 | Rainbow Resource Center             | Approved Core Curriculum, Teacher M | 4968563      | \$24.53  |
| 5/8/2025 | Rainbow Resource Center             | Approved Core Curriculum, Teacher M | 4968554      | \$103.01 |
| 5/8/2025 | Rainbow Resource Center             | Approved Core Curriculum, Teacher M | 4968549      | \$104.69 |
| 5/8/2025 | Rainbow Resource Center             | Approved Core Curriculum, Teacher M | 4968567      | \$74.13  |
| 5/8/2025 | Rainbow Resource Center             | Approved Core Curriculum, Teacher M | 4968548      | \$209.66 |
| 5/8/2025 | Rainbow Resource Center             | Approved Core Curriculum, Teacher M | 4970054      | \$169.76 |
| 5/8/2025 | Rainbow Resource Center             | Approved Core Curriculum, Teacher M | 4968553      | \$713.95 |
| 5/8/2025 | Rainbow Resource Center             | Approved Core Curriculum, Teacher M | 4968550      | \$123.07 |

## Elite Academic Academy - Lucerne

|          |                         |                                     |         |            |
|----------|-------------------------|-------------------------------------|---------|------------|
| 5/8/2025 | Rainbow Resource Center | Approved Core Curriculum, Teacher M | 4968561 | \$216.64   |
| 5/8/2025 | Rainbow Resource Center | Approved Core Curriculum, Teacher M | 4968564 | \$435.15   |
| 5/8/2025 | Rainbow Resource Center | Approved Core Curriculum, Teacher M | 4968555 | \$69.49    |
| 5/8/2025 | Rainbow Resource Center | Approved Core Curriculum, Teacher M | 4968562 | \$263.31   |
| 5/8/2025 | Rainbow Resource Center | Approved Core Curriculum, Teacher M | 4968552 | \$66.02    |
| 5/8/2025 | Rainbow Resource Center | Approved Core Curriculum, Teacher M | 4968569 | \$20.92    |
| 5/8/2025 | Rainbow Resource Center | Approved Core Curriculum, Teacher M | 4968566 | \$326.78   |
| 5/8/2025 | Rainbow Resource Center | Approved Core Curriculum, Teacher M | 4957694 | \$535.59   |
| 5/8/2025 | Rainbow Resource Center | Approved Core Curriculum, Teacher M | 4970123 | \$55.02    |
| 5/8/2025 | Rainbow Resource Center | Approved Core Curriculum, Teacher M | 4980922 | \$614.43   |
| 5/8/2025 | Rainbow Resource Center | Approved Core Curriculum, Teacher M | 4980974 | \$350.42   |
| 5/8/2025 | Rainbow Resource Center | Approved Core Curriculum, Teacher M | 4980957 | \$194.05   |
| 5/8/2025 | Rainbow Resource Center | Approved Core Curriculum, Teacher M | 4980963 | \$149.94   |
| 5/8/2025 | Rainbow Resource Center | Approved Core Curriculum, Teacher M | 4981212 | \$90.69    |
| 5/8/2025 | Rainbow Resource Center | Approved Core Curriculum, Teacher M | 4981219 | \$19.24    |
| 5/8/2025 | Rainbow Resource Center | Approved Core Curriculum, Teacher M | 4981213 | \$24.15    |
| 5/8/2025 | Rainbow Resource Center | Approved Core Curriculum, Teacher M | 4981216 | \$194.51   |
| 5/8/2025 | Rainbow Resource Center | Approved Core Curriculum, Teacher M | 4981207 | \$376.39   |
| 5/8/2025 | Rainbow Resource Center | Approved Core Curriculum, Teacher M | 4981205 | \$159.43   |
| 5/8/2025 | Rainbow Resource Center | Approved Core Curriculum, Teacher M | 4981221 | \$103.83   |
| 5/8/2025 | Rainbow Resource Center | Approved Core Curriculum, Teacher M | 4981208 | \$35.46    |
| 5/8/2025 | Rainbow Resource Center | Approved Core Curriculum, Teacher M | 4981220 | \$228.78   |
| 5/8/2025 | Rainbow Resource Center | Approved Core Curriculum, Teacher M | 4981222 | \$120.60   |
| 5/8/2025 | Rainbow Resource Center | Approved Core Curriculum, Teacher M | 4981227 | \$435.06   |
| 5/8/2025 | Rainbow Resource Center | Approved Core Curriculum, Teacher M | 4981204 | \$62.36    |
| 5/8/2025 | Rainbow Resource Center | Approved Core Curriculum, Teacher M | 4981226 | \$1,304.35 |
| 5/8/2025 | Rainbow Resource Center | Approved Core Curriculum, Teacher M | 4981211 | \$173.23   |
| 5/8/2025 | Rainbow Resource Center | Approved Core Curriculum, Teacher M | 4968540 | \$402.05   |
| 5/8/2025 | Rainbow Resource Center | Approved Core Curriculum, Teacher M | 4981223 | \$304.15   |
| 5/8/2025 | Rainbow Resource Center | Approved Core Curriculum, Teacher M | 4981203 | \$81.98    |
| 5/8/2025 | Rainbow Resource Center | Approved Core Curriculum, Teacher M | 4981209 | \$556.52   |
| 5/8/2025 | Rainbow Resource Center | Approved Core Curriculum, Teacher M | 4968551 | \$189.95   |
| 5/8/2025 | Rainbow Resource Center | Approved Core Curriculum, Teacher M | 4994548 | \$200.69   |
| 5/8/2025 | Rainbow Resource Center | Approved Core Curriculum, Teacher M | 4968568 | \$236.59   |



## Elite Academic Academy - Lucerne

|          |   |                                       |                |              |
|----------|---|---------------------------------------|----------------|--------------|
| 5/8/2025 | Renaissance                                 | Approved Core Curriculum, Teacher M   | INV5533916     | \$1,312.00   |
| 5/8/2025 | Royal Fireworks Publishing                  | Approved Core Curriculum, Teacher M   | 130185         | \$357.50     |
| 5/8/2025 | Singapore Math Inc.                         | Approved Core Curriculum, Teacher M   | S362663        | \$177.46     |
| 5/8/2025 | Singapore Math Inc.                         | Approved Core Curriculum, Teacher M   | S362721        | \$191.76     |
| 5/8/2025 | Singapore Math Inc.                         | Approved Core Curriculum, Teacher M   | S362722        | \$191.76     |
| 5/8/2025 | Singapore Math Inc.                         | Approved Core Curriculum, Teacher M   | S362724        | \$193.40     |
| 5/8/2025 | Singapore Math Inc.                         | Approved Core Curriculum, Teacher M   | S362669        | \$216.56     |
| 5/8/2025 | Singapore Math Inc.                         | Approved Core Curriculum, Teacher M   | S362670        | \$196.32     |
| 5/8/2025 | Singapore Math Inc.                         | Approved Core Curriculum, Teacher M   | S362725        | \$187.31     |
| 5/8/2025 | Singapore Math Inc.                         | Approved Core Curriculum, Teacher M   | S363392        | \$191.76     |
| 5/8/2025 | Singapore Math Inc.                         | Approved Core Curriculum, Teacher M   | S363393        | \$45.74      |
| 5/8/2025 | Singapore Math Inc.                         | Approved Core Curriculum, Teacher M   | S363408        | \$254.25     |
| 5/8/2025 | Singapore Math Inc.                         | Approved Core Curriculum, Teacher M   | S363410        | \$255.36     |
| 5/8/2025 | Singapore Math Inc.                         | Approved Core Curriculum, Teacher M   | S364085        | \$45.45      |
| 5/8/2025 | Strongmind, Inc                             | Approved Core Curriculum, Teacher M   | INVSM3038      | \$38,175.00  |
| 5/8/2025 | Studies Weekly                              | Approved Core Curriculum, Teacher M   | 531501         | \$48.88      |
| 5/8/2025 | Studies Weekly                              | Approved Core Curriculum, Teacher M   | 531464         | \$48.88      |
| 5/8/2025 | Teaching Textbooks, LLC                     | Approved Core Curriculum, Teacher M   | 62400          | \$115.15     |
| 5/8/2025 | Teaching Textbooks, LLC                     | Approved Core Curriculum, Teacher M   | 62460          | \$106.32     |
| 5/8/2025 | Teaching Textbooks, LLC                     | Approved Core Curriculum, Teacher M   | 62459          | \$150.15     |
| 5/8/2025 | Teaching Textbooks, LLC                     | Approved Core Curriculum, Teacher M   | 62461          | \$101.15     |
| 5/8/2025 | The Classical Historian                     | Approved Core Curriculum, Teacher M   | 60945          | \$41.13      |
| 5/8/2025 | The Classical Historian                     | Approved Core Curriculum, Teacher M   | 60944          | \$72.44      |
| 5/8/2025 | The Regents of the University of California | Approved Core Curriculum, Teacher M   | 317359         | \$399.00     |
| 5/8/2025 | Prime Educational Solutions                 | Back Office Fees                      | 1130           | \$142,082.80 |
| 5/8/2025 | Prime Educational Solutions                 | Back Office Fees                      | 1132           | \$142,082.80 |
| 5/8/2025 | Nicole Aguirre                              | Board Stipends - Attendance           | 05May2025LU    | \$300.00     |
| 5/8/2025 | Ronald Lloyd Jackson                        | Board Stipends - Attendance           | 05May2025LU    | \$300.00     |
| 5/8/2025 | Susan Ann McDougal                          | Board Stipends - Attendance           | 05May2025LU    | \$300.00     |
| 5/8/2025 | Valley Office Equipment**                   | Copier Lease, Service, Toner & Repair | IN2504-1602    | \$19.99      |
| 5/8/2025 | Valley Office Equipment**                   | Copier Lease, Service, Toner & Repair | IN2504-1601    | \$16.38      |
| 5/8/2025 | Amazon Capital Services, Inc.               | Core Teaching/Student Supplies        | 1PTX-FQ6Y-CRTF | \$268.47     |
| 5/8/2025 | Amazon Capital Services, Inc.               | Core Teaching/Student Supplies        | 1T6Y-6P6Y-FL3M | \$96.30      |
| 5/8/2025 | Amazon Capital Services, Inc.               | Core Teaching/Student Supplies        | 1PRD-PG19-M3GL | \$17.39      |

**Warrant Register: Apr 26, 2025 - June 5, 2025, April Credit Card Charges**

## Elite Academic Academy - Lucerne

|          |                               |                                |                |          |
|----------|-------------------------------|--------------------------------|----------------|----------|
| 5/8/2025 | Amazon Capital Services, Inc. | Core Teaching/Student Supplies | 1QGY-7DTN-M1FV | \$13.57  |
| 5/8/2025 | Amazon Capital Services, Inc. | Core Teaching/Student Supplies | 1DWG-L4LX-MFF4 | \$34.46  |
| 5/8/2025 | Amazon Capital Services, Inc. | Core Teaching/Student Supplies | 1QX1-WM1V-MV17 | \$77.74  |
| 5/8/2025 | Amazon Capital Services, Inc. | Core Teaching/Student Supplies | 163G-1R31-JG1D | \$338.82 |
| 5/8/2025 | Amazon Capital Services, Inc. | Core Teaching/Student Supplies | 1VDD-TGN9-RJRC | \$112.59 |
| 5/8/2025 | Amazon Capital Services, Inc. | Core Teaching/Student Supplies | 1XQX-JHX6-WRDC | \$21.87  |
| 5/8/2025 | Amazon Capital Services, Inc. | Core Teaching/Student Supplies | 1XQX-JHX6-WJRM | \$33.77  |
| 5/8/2025 | Amazon Capital Services, Inc. | Core Teaching/Student Supplies | 13MH-6TLQ-TPL3 | \$10.75  |
| 5/8/2025 | Amazon Capital Services, Inc. | Core Teaching/Student Supplies | 1C1Y-6X49-XCK4 | \$398.14 |
| 5/8/2025 | Amazon Capital Services, Inc. | Core Teaching/Student Supplies | 13MR-YMWF-VJL3 | \$273.35 |
| 5/8/2025 | Amazon Capital Services, Inc. | Core Teaching/Student Supplies | 13R3-3LDJ-3N6R | \$43.49  |
| 5/8/2025 | Amazon Capital Services, Inc. | Core Teaching/Student Supplies | 1HYM-Y3GW-DC1M | \$43.04  |
| 5/8/2025 | Amazon Capital Services, Inc. | Core Teaching/Student Supplies | 1DRM-PJRL-9CGC | \$171.58 |
| 5/8/2025 | Amazon Capital Services, Inc. | Core Teaching/Student Supplies | 1679-19CJ-6GHQ | \$208.51 |
| 5/8/2025 | Amazon Capital Services, Inc. | Core Teaching/Student Supplies | 196W-T9V3-6JJJ | \$95.32  |
| 5/8/2025 | Amazon Capital Services, Inc. | Core Teaching/Student Supplies | 19CG-39NQ-699R | \$525.83 |
| 5/8/2025 | Amazon Capital Services, Inc. | Core Teaching/Student Supplies | 19MP-TCVN-YFN6 | \$118.69 |
| 5/8/2025 | Amazon Capital Services, Inc. | Core Teaching/Student Supplies | 13R3-3LDJ-CLJR | \$10.76  |
| 5/8/2025 | Amazon Capital Services, Inc. | Core Teaching/Student Supplies | 1HYM-Y3GW-KDJ7 | \$11.11  |
| 5/8/2025 | Amazon Capital Services, Inc. | Core Teaching/Student Supplies | 1YGG-NKN1-F4NT | \$14.35  |
| 5/8/2025 | Amazon Capital Services, Inc. | Core Teaching/Student Supplies | 199C-KYHH-C9HF | \$102.69 |
| 5/8/2025 | Amazon Capital Services, Inc. | Core Teaching/Student Supplies | 1YGG-NKN1-D99N | \$10.32  |
| 5/8/2025 | Amazon Capital Services, Inc. | Core Teaching/Student Supplies | 19LF-V96W-CX9J | \$27.16  |
| 5/8/2025 | Amazon Capital Services, Inc. | Core Teaching/Student Supplies | 1KW7-FM7Y-MR4W | \$269.39 |
| 5/8/2025 | Amazon Capital Services, Inc. | Core Teaching/Student Supplies | 1T36-XJJQ-MJ1G | \$45.86  |
| 5/8/2025 | Amazon Capital Services, Inc. | Core Teaching/Student Supplies | 1HYM-Y3GW-MN4H | \$53.94  |
| 5/8/2025 | Amazon Capital Services, Inc. | Core Teaching/Student Supplies | 1G31-KM3V-T6VL | \$72.60  |
| 5/8/2025 | Amazon Capital Services, Inc. | Core Teaching/Student Supplies | 1DWY-FLFM-4GW7 | \$146.41 |
| 5/8/2025 | Amazon Capital Services, Inc. | Core Teaching/Student Supplies | 179T-TD4M-1XWC | \$84.17  |
| 5/8/2025 | Amazon Capital Services, Inc. | Core Teaching/Student Supplies | 1G1T-FCD1-JWQ4 | \$19.37  |
| 5/8/2025 | Amazon Capital Services, Inc. | Core Teaching/Student Supplies | 1MLG-CVKN-LLCR | \$323.95 |
| 5/8/2025 | Amazon Capital Services, Inc. | Core Teaching/Student Supplies | 1XWY-DT4P-HWP3 | \$8.35   |
| 5/8/2025 | Amazon Capital Services, Inc. | Core Teaching/Student Supplies | 1DTD-FWQQ-FMG4 | \$2.13   |
| 5/8/2025 | Amazon Capital Services, Inc. | Core Teaching/Student Supplies | 1GV6-TTJ9-TXXV | \$211.54 |

## Elite Academic Academy - Lucerne

|          |                               |                                |                |            |
|----------|-------------------------------|--------------------------------|----------------|------------|
| 5/8/2025 | Amazon Capital Services, Inc. | Core Teaching/Student Supplies | 1N69-L7N9-ND4G | \$43.49    |
| 5/8/2025 | Amazon Capital Services, Inc. | Core Teaching/Student Supplies | 1LJR-QGJW-1VJH | \$27.63    |
| 5/8/2025 | Amazon Capital Services, Inc. | Core Teaching/Student Supplies | 1YHK-MPPP-1DLG | \$76.11    |
| 5/8/2025 | Amazon Capital Services, Inc. | Core Teaching/Student Supplies | 1F6C-FL73-D6F9 | \$30.16    |
| 5/8/2025 | Amazon Capital Services, Inc. | Core Teaching/Student Supplies | 1N7Y-H3JP-MLW4 | \$233.62   |
| 5/8/2025 | Amazon Capital Services, Inc. | Core Teaching/Student Supplies | 1MKC-1JRK-47L7 | \$13.12    |
| 5/8/2025 | Amazon Capital Services, Inc. | Core Teaching/Student Supplies | 17WC-3KVD-9N7V | \$10.13    |
| 5/8/2025 | Amazon Capital Services, Inc. | Core Teaching/Student Supplies | 1Y9Q-GKPW-CGC3 | \$10.13    |
| 5/8/2025 | Amazon Capital Services, Inc. | Core Teaching/Student Supplies | 1W9T-RJWW-731W | \$26.46    |
| 5/8/2025 | Amazon Capital Services, Inc. | Core Teaching/Student Supplies | 1Y6Y-CNQJ-7MQH | \$21.52    |
| 5/8/2025 | Amazon Capital Services, Inc. | Core Teaching/Student Supplies | 1D6Y-XQXR-7QL6 | \$13.12    |
| 5/8/2025 | Amazon Capital Services, Inc. | Core Teaching/Student Supplies | 1QPR-916D-1WWL | \$157.26   |
| 5/8/2025 | Amazon Capital Services, Inc. | Core Teaching/Student Supplies | 1PQD-P7LV-DKGC | \$23.75    |
| 5/8/2025 | Amazon Capital Services, Inc. | Core Teaching/Student Supplies | 1VMT-MPYR-97FF | \$91.48    |
| 5/8/2025 | Amazon Capital Services, Inc. | Core Teaching/Student Supplies | 1PQD-P7LV-CM4V | \$13.12    |
| 5/8/2025 | Amazon Capital Services, Inc. | Core Teaching/Student Supplies | 1T94-YPVW-19VM | \$26.45    |
| 5/8/2025 | Amazon Capital Services, Inc. | Core Teaching/Student Supplies | 1V7Y-W6PM-7JCQ | \$9.82     |
| 5/8/2025 | Amazon Capital Services, Inc. | Core Teaching/Student Supplies | 1L7Y-V9MH-DTCR | \$8.77     |
| 5/8/2025 | Amazon Capital Services, Inc. | Core Teaching/Student Supplies | 1NXC-CDKF-KPN4 | \$19.38    |
| 5/8/2025 | Amazon Capital Services, Inc. | Core Teaching/Student Supplies | 1TFL-KJFH-HXYQ | \$40.51    |
| 5/8/2025 | Amazon Capital Services, Inc. | Core Teaching/Student Supplies | 16GX-VHPX-JVH9 | \$48.26    |
| 5/8/2025 | Amazon Capital Services, Inc. | Core Teaching/Student Supplies | 1VDT-CFGR-HXD6 | \$23.69    |
| 5/8/2025 | Amazon Capital Services, Inc. | Core Teaching/Student Supplies | 11W7-KKRF-6DK3 | \$26.82    |
| 5/8/2025 | Amazon Capital Services, Inc. | Core Teaching/Student Supplies | 1JY6-MTK4-1JPK | \$6.45     |
| 5/8/2025 | Arts Attack                   | Core Teaching/Student Supplies | 25-6163        | \$304.47   |
| 5/8/2025 | Arts Attack                   | Core Teaching/Student Supplies | 25-6162        | \$102.22   |
| 5/8/2025 | Baseline Print, LLC           | Core Teaching/Student Supplies | 11981          | \$1,119.00 |
| 5/8/2025 | Blick Art Materials           | Core Teaching/Student Supplies | 5235032        | \$52.69    |
| 5/8/2025 | Blick Art Materials           | Core Teaching/Student Supplies | 5232823        | \$14.69    |
| 5/8/2025 | Blick Art Materials           | Core Teaching/Student Supplies | 5233198        | \$19.85    |
| 5/8/2025 | Blick Art Materials           | Core Teaching/Student Supplies | 5236831        | \$52.69    |
| 5/8/2025 | Blick Art Materials           | Core Teaching/Student Supplies | 5249389        | \$39.34    |
| 5/8/2025 | Blick Art Materials           | Core Teaching/Student Supplies | 5254397        | \$252.96   |
| 5/8/2025 | Blick Art Materials           | Core Teaching/Student Supplies | 5271593        | \$39.17    |

## Elite Academic Academy - Lucerne

|          |                       |                                |                     |          |
|----------|-----------------------|--------------------------------|---------------------|----------|
| 5/8/2025 | Blick Art Materials   | Core Teaching/Student Supplies | 5317130             | \$27.11  |
| 5/8/2025 | Class of Recognition  | Core Teaching/Student Supplies | 041725              | \$604.68 |
| 5/8/2025 | Class of Recognition  | Core Teaching/Student Supplies | 041725-1            | \$379.81 |
| 5/8/2025 | I'm The Chef Too, LLC | Core Teaching/Student Supplies | 1140                | \$87.83  |
| 5/8/2025 | I'm The Chef Too, LLC | Core Teaching/Student Supplies | 1149                | \$48.92  |
| 5/8/2025 | I'm The Chef Too, LLC | Core Teaching/Student Supplies | 1148                | \$48.92  |
| 5/8/2025 | I'm The Chef Too, LLC | Core Teaching/Student Supplies | 1147                | \$48.92  |
| 5/8/2025 | Jasmine Elias         | Core Teaching/Student Supplies | ELI040825           | \$129.04 |
| 5/8/2025 | Jostens               | Core Teaching/Student Supplies | 36835971            | \$736.24 |
| 5/8/2025 | Kids Art Box          | Core Teaching/Student Supplies | 100000126305-1      | \$110.00 |
| 5/8/2025 | Kids Art Box          | Core Teaching/Student Supplies | 100000126296-1      | \$210.00 |
| 5/8/2025 | Kids Art Box          | Core Teaching/Student Supplies | 100000126293-1      | \$110.00 |
| 5/8/2025 | Kids Art Box          | Core Teaching/Student Supplies | 100000126302-1      | \$110.00 |
| 5/8/2025 | Kids Art Box          | Core Teaching/Student Supplies | 1E+11               | \$110.00 |
| 5/8/2025 | Kids Art Box          | Core Teaching/Student Supplies | 1E+11               | \$110.00 |
| 5/8/2025 | Kids Art Box          | Core Teaching/Student Supplies | 1E+11               | \$110.00 |
| 5/8/2025 | KiwiCo, Inc.          | Core Teaching/Student Supplies | KE-58DA675004012523 | \$95.37  |
| 5/8/2025 | KiwiCo, Inc.          | Core Teaching/Student Supplies | KE-04B9C6DD04012520 | \$153.43 |
| 5/8/2025 | KiwiCo, Inc.          | Core Teaching/Student Supplies | KE-E8347F9604022516 | \$324.07 |
| 5/8/2025 | KiwiCo, Inc.          | Core Teaching/Student Supplies | KE-ED7A312403312516 | \$349.78 |
| 5/8/2025 | KiwiCo, Inc.          | Core Teaching/Student Supplies | KE-1C96B3A103312502 | \$89.30  |
| 5/8/2025 | KiwiCo, Inc.          | Core Teaching/Student Supplies | KE-BAB5689D03312545 | \$274.06 |
| 5/8/2025 | KiwiCo, Inc.          | Core Teaching/Student Supplies | KE-148E0CFD03312522 | \$137.97 |
| 5/8/2025 | KiwiCo, Inc.          | Core Teaching/Student Supplies | KE-951DBC4003312556 | \$274.06 |
| 5/8/2025 | KiwiCo, Inc.          | Core Teaching/Student Supplies | KE-C5C5E16904102505 | \$96.92  |
| 5/8/2025 | KiwiCo, Inc.          | Core Teaching/Student Supplies | KE-3AAE33F303312505 | \$449.25 |
| 5/8/2025 | KiwiCo, Inc.          | Core Teaching/Student Supplies | KE-1B69322F04022543 | \$72.79  |
| 5/8/2025 | KiwiCo, Inc.          | Core Teaching/Student Supplies | KE-490DE62A03312519 | \$137.97 |
| 5/8/2025 | KiwiCo, Inc.          | Core Teaching/Student Supplies | KE-5B028D6E04102518 | \$108.59 |
| 5/8/2025 | KiwiCo, Inc.          | Core Teaching/Student Supplies | KE-72CFC96804102514 | \$144.17 |
| 5/8/2025 | KiwiCo, Inc.          | Core Teaching/Student Supplies | KE-3E67E9DD04102522 | \$150.74 |
| 5/8/2025 | KiwiCo, Inc.          | Core Teaching/Student Supplies | KE-69D3394D03312505 | \$89.30  |
| 5/8/2025 | KiwiCo, Inc.          | Core Teaching/Student Supplies | KE-55460CA303312508 | \$156.44 |
| 5/8/2025 | KiwiCo, Inc.          | Core Teaching/Student Supplies | KE-49FF15B404022545 | \$174.56 |

## Elite Academic Academy - Lucerne

|          |                              |                                |                     |            |
|----------|------------------------------|--------------------------------|---------------------|------------|
| 5/8/2025 | KiwiCo, Inc.                 | Core Teaching/Student Supplies | KE-2410EA8504022558 | \$308.31   |
| 5/8/2025 | KiwiCo, Inc.                 | Core Teaching/Student Supplies | KE-89DBC11C04022500 | \$367.19   |
| 5/8/2025 | KiwiCo, Inc.                 | Core Teaching/Student Supplies | KE-021D480F04022520 | \$274.06   |
| 5/8/2025 | KiwiCo, Inc.                 | Core Teaching/Student Supplies | KE-091FDC0C04032545 | \$114.14   |
| 5/8/2025 | Lakeshore Learning Materials | Core Teaching/Student Supplies | 90567679            | \$123.72   |
| 5/8/2025 | Lakeshore Learning Materials | Core Teaching/Student Supplies | 90567676            | \$98.59    |
| 5/8/2025 | Lakeshore Learning Materials | Core Teaching/Student Supplies | 90567678            | \$293.30   |
| 5/8/2025 | Lakeshore Learning Materials | Core Teaching/Student Supplies | 90594719            | \$16.34    |
| 5/8/2025 | Lakeshore Learning Materials | Core Teaching/Student Supplies | 90614852            | \$672.38   |
| 5/8/2025 | Lakeshore Learning Materials | Core Teaching/Student Supplies | 90620098            | \$87.31    |
| 5/8/2025 | Lego Education               | Core Teaching/Student Supplies | 1190648763          | \$190.26   |
| 5/8/2025 | Lego Education               | Core Teaching/Student Supplies | 1190653257          | \$358.82   |
| 5/8/2025 | Lego Education               | Core Teaching/Student Supplies | 1190653058          | \$192.01   |
| 5/8/2025 | Lego Education               | Core Teaching/Student Supplies | 1190653056          | \$267.17   |
| 5/8/2025 | Lego Education               | Core Teaching/Student Supplies | 1190653055          | \$242.37   |
| 5/8/2025 | Lego Education               | Core Teaching/Student Supplies | 1190653057          | \$188.51   |
| 5/8/2025 | Little Passports, Inc        | Core Teaching/Student Supplies | IN-0001000298       | \$156.60   |
| 5/8/2025 | Little Passports, Inc        | Core Teaching/Student Supplies | IN-0001000326       | \$189.23   |
| 5/8/2025 | Mimeo.com, Inc               | Core Teaching/Student Supplies | 2077071             | \$2,572.89 |
| 5/8/2025 | MoxieBox Art Inc.            | Core Teaching/Student Supplies | 1100917             | \$129.02   |
| 5/8/2025 | MoxieBox Art Inc.            | Core Teaching/Student Supplies | 1100916             | \$91.45    |
| 5/8/2025 | MoxieBox Art Inc.            | Core Teaching/Student Supplies | 1100924             | \$48.25    |
| 5/8/2025 | MoxieBox Art Inc.            | Core Teaching/Student Supplies | 1100918             | \$43.01    |
| 5/8/2025 | My ZOO Box                   | Core Teaching/Student Supplies | 4B9B26BD-0038       | \$151.80   |
| 5/8/2025 | Nickya Robertson             | Core Teaching/Student Supplies | ROB041125           | \$167.99   |
| 5/8/2025 | Olivia Alarcon               | Core Teaching/Student Supplies | ALA040725a          | \$325.59   |
| 5/8/2025 | Olivia Alarcon               | Core Teaching/Student Supplies | ALA040725           | \$325.59   |
| 5/8/2025 | Rainbow Resource Center      | Core Teaching/Student Supplies | 4968556             | \$17.56    |
| 5/8/2025 | Rainbow Resource Center      | Core Teaching/Student Supplies | 4981214             | \$173.06   |
| 5/8/2025 | Staples Business Credit      | Core Teaching/Student Supplies | 6030185172          | \$19.01    |
| 5/8/2025 | Staples Business Credit      | Core Teaching/Student Supplies | 6030185200          | \$41.68    |
| 5/8/2025 | Staples Business Credit      | Core Teaching/Student Supplies | 6030185245          | \$171.84   |
| 5/8/2025 | Staples Business Credit      | Core Teaching/Student Supplies | 6030185211          | \$13.13    |
| 5/8/2025 | Staples Business Credit      | Core Teaching/Student Supplies | 6030185177          | \$61.61    |

## Elite Academic Academy - Lucerne

|          |                                  |                                |            |            |
|----------|----------------------------------|--------------------------------|------------|------------|
| 5/8/2025 | Staples Business Credit          | Core Teaching/Student Supplies | 6030185206 | \$41.00    |
| 5/8/2025 | Staples Business Credit          | Core Teaching/Student Supplies | 6030185173 | \$14.45    |
| 5/8/2025 | Staples Business Credit          | Core Teaching/Student Supplies | 6030185270 | \$163.89   |
| 5/8/2025 | Staples Business Credit          | Core Teaching/Student Supplies | 6030185199 | \$399.92   |
| 5/8/2025 | Staples Business Credit          | Core Teaching/Student Supplies | 6030185218 | \$74.62    |
| 5/8/2025 | Staples Business Credit          | Core Teaching/Student Supplies | 6030185209 | \$299.42   |
| 5/8/2025 | Staples Business Credit          | Core Teaching/Student Supplies | 6030185208 | \$70.35    |
| 5/8/2025 | Staples Business Credit          | Core Teaching/Student Supplies | 6030185207 | \$53.29    |
| 5/8/2025 | Thomas Bradley                   | Core Teaching/Student Supplies | BRA041025  | \$169.90   |
| 5/8/2025 | Timberdoodle Co.                 | Core Teaching/Student Supplies | 472348     | \$42.81    |
| 5/8/2025 | Timberdoodle Co.                 | Core Teaching/Student Supplies | 472028     | \$79.76    |
| 5/8/2025 | Ursula Marin                     | Core Teaching/Student Supplies | MAR042225  | \$149.99   |
| 5/8/2025 | 360 Freestyle Gymnastics Academy | Educational Services           | 7010583832 | \$130.00   |
| 5/8/2025 | AREDA AI                         | Educational Services           | INV-250405 | \$2,500.00 |
| 5/8/2025 | ASTEME Learning Center           | Educational Services           | 7010583837 | \$1,150.00 |
| 5/8/2025 | Access Athle-Demics LLC          | Educational Services           | 037        | \$2,500.00 |
| 5/8/2025 | Adventure With Wildflowers       | Educational Services           | 7010551293 | \$155.00   |
| 5/8/2025 | Adventure With Wildflowers       | Educational Services           | 7010570114 | \$53.00    |
| 5/8/2025 | Adventure With Wildflowers       | Educational Services           | 7010551300 | \$102.00   |
| 5/8/2025 | Adventure With Wildflowers       | Educational Services           | 7010557400 | \$198.00   |
| 5/8/2025 | Adventure With Wildflowers       | Educational Services           | 7010552870 | \$252.00   |
| 5/8/2025 | Adventure With Wildflowers       | Educational Services           | 7010553352 | \$170.00   |
| 5/8/2025 | Adventure With Wildflowers       | Educational Services           | 7010553047 | \$164.00   |
| 5/8/2025 | Adventure With Wildflowers       | Educational Services           | 7010553335 | \$170.00   |
| 5/8/2025 | Alique Pempejian                 | Educational Services           | PEM041625  | \$250.00   |
| 5/8/2025 | Amanda Harer                     | Educational Services           | HAR040825  | \$70.00    |
| 5/8/2025 | Amanda Lynch                     | Educational Services           | LYN010225  | \$216.53   |
| 5/8/2025 | Amanda Lynch                     | Educational Services           | LYN010225a | \$365.00   |
| 5/8/2025 | Ana Lopez                        | Educational Services           | LOP042225  | \$63.48    |
| 5/8/2025 | Andrew Cartwright                | Educational Services           | CAR040425  | \$825.00   |
| 5/8/2025 | Anna Shildrick                   | Educational Services           | 005        | \$1,000.00 |
| 5/8/2025 | Aubrey Madrigal                  | Educational Services           | MAD041625b | \$260.92   |
| 5/8/2025 | Aubrey Madrigal                  | Educational Services           | MAD041625  | \$244.62   |
| 5/8/2025 | Aubrey Madrigal                  | Educational Services           | MAD041625a | \$116.01   |

## Elite Academic Academy - Lucerne

|          |  |                      |            |            |
|----------|--|----------------------|------------|------------|
| 5/8/2025 | Bernice Trujillo                         | Educational Services | TRU040925  | \$149.00   |
| 5/8/2025 | Brian Campos                             | Educational Services | CAM040425  | \$249.00   |
| 5/8/2025 | Briana Mendoza Polintan                  | Educational Services | MEN041425  | \$400.00   |
| 5/8/2025 | Broadway Gymnastics School, Inc          | Educational Services | 7010583848 | \$564.00   |
| 5/8/2025 | Bryant Harrison                          | Educational Services | HAR041825  | \$65.00    |
| 5/8/2025 | CADA                                     | Educational Services | 163379     | \$150.00   |
| 5/8/2025 | California Pacific Ballet Academy LLC    | Educational Services | 7010583851 | \$627.00   |
| 5/8/2025 | Carolann Magani                          | Educational Services | 004        | \$350.00   |
| 5/8/2025 | Catina Haverlock                         | Educational Services | HAV041025  | \$140.00   |
| 5/8/2025 | Catina Haverlock                         | Educational Services | HAV041125  | \$250.00   |
| 5/8/2025 | Cece's Artistic Touch                    | Educational Services | 1010       | \$125.00   |
| 5/8/2025 | Cheryl McCormick                         | Educational Services | 041        | \$3,024.00 |
| 5/8/2025 | Christina Diserio                        | Educational Services | DIS041425  | \$163.75   |
| 5/8/2025 | Christina Martin                         | Educational Services | MAR040425  | \$240.00   |
| 5/8/2025 | Christina Martin                         | Educational Services | MAR040925  | \$61.67    |
| 5/8/2025 | Ciera Speer                              | Educational Services | SPE040725  | \$110.00   |
| 5/8/2025 | Ciera Speer                              | Educational Services | SPE041025  | \$500.00   |
| 5/8/2025 | Ciera Speer                              | Educational Services | SPE041125  | \$95.00    |
| 5/8/2025 | Ciera Speer                              | Educational Services | SPE041125a | \$260.00   |
| 5/8/2025 | Creative Solutions Tutoring              | Educational Services | 7010583855 | \$272.00   |
| 5/8/2025 | Cristina Angulo                          | Educational Services | ANG040725  | \$180.00   |
| 5/8/2025 | Cristina Medina                          | Educational Services | MED040425  | \$39.00    |
| 5/8/2025 | Crystal Equels                           | Educational Services | EQU041125  | \$90.00    |
| 5/8/2025 | Crystal Martinez                         | Educational Services | MAR041825  | \$550.00   |
| 5/8/2025 | Crystal McClendon                        | Educational Services | MCC040425  | \$1,884.00 |
| 5/8/2025 | D.D. & S Learning Systems Inc.           | Educational Services | 7010588007 | \$496.00   |
| 5/8/2025 | D.D. & S Learning Systems Inc.           | Educational Services | 7010588004 | \$496.00   |
| 5/8/2025 | D.D. & S Learning Systems Inc.           | Educational Services | 7010588006 | \$1,488.00 |
| 5/8/2025 | DRIVEN Tutoring                          | Educational Services | 7010596195 | \$1,725.00 |
| 5/8/2025 | Dan Taylor's Karate Training Center, Inc | Educational Services | 7010583864 | \$300.00   |
| 5/8/2025 | Daniela Rubalcava                        | Educational Services | RUB041425  | \$67.50    |
| 5/8/2025 | Daniela Rubalcava                        | Educational Services | RUB042425  | \$67.50    |
| 5/8/2025 | Danielle Reynolds                        | Educational Services | REY040725  | \$235.00   |
| 5/8/2025 | Denise Miranda                           | Educational Services | MIR040425  | \$350.00   |

## Elite Academic Academy - Lucerne

|          |   |                      |            |            |
|----------|---|----------------------|------------|------------|
| 5/8/2025 | EMH Sports USA, Inc                     | Educational Services | 7010595142 | \$150.00   |
| 5/8/2025 | Edna Martinez                           | Educational Services | MAR041425  | \$330.00   |
| 5/8/2025 | Eliza Harrington                        | Educational Services | HAR040725  | \$1,200.00 |
| 5/8/2025 | Elizabeth Harmetz                       | Educational Services | HAR040425  | \$21.20    |
| 5/8/2025 | Emily Hadley                            | Educational Services | HAD041425  | \$140.00   |
| 5/8/2025 | Fashion Camp-Create.Design.Sew.         | Educational Services | 7010583873 | \$115.00   |
| 5/8/2025 | Freedom in Motion Inc.                  | Educational Services | 7010591571 | \$804.00   |
| 5/8/2025 | Guadalupe Oidor                         | Educational Services | OID040925  | \$205.42   |
| 5/8/2025 | Heather Leyvas                          | Educational Services | LEY042225a | \$250.00   |
| 5/8/2025 | Heather Leyvas                          | Educational Services | LEY042225  | \$250.00   |
| 5/8/2025 | JKG Learning - DBA Sylvan Learning of C | Educational Services | 7010585817 | \$50.00    |
| 5/8/2025 | Jacinta Weitz                           | Educational Services | WEI041025  | \$240.00   |
| 5/8/2025 | Jackeline Orellana                      | Educational Services | ORE042125  | \$91.00    |
| 5/8/2025 | Jackeline Orellana                      | Educational Services | ORE042225  | \$100.00   |
| 5/8/2025 | Jahaira Sanders                         | Educational Services | SAN041625  | \$82.84    |
| 5/8/2025 | Jamee Requejo                           | Educational Services | REQ041425  | \$69.50    |
| 5/8/2025 | Jana's Tutoring                         | Educational Services | 7010592403 | \$325.00   |
| 5/8/2025 | Janette Parra                           | Educational Services | PAR040725  | \$300.00   |
| 5/8/2025 | Jenaya McDonald                         | Educational Services | MCD041425  | \$240.81   |
| 5/8/2025 | Jessica Rice                            | Educational Services | 7010587993 | \$580.00   |
| 5/8/2025 | Joyce Dabuet                            | Educational Services | DAB040925  | \$800.00   |
| 5/8/2025 | Joyce Dabuet                            | Educational Services | DAB040925a | \$330.57   |
| 5/8/2025 | Julissa Iniguez                         | Educational Services | INI041725  | \$677.04   |
| 5/8/2025 | Julissa Iniguez                         | Educational Services | INI041825  | \$459.00   |
| 5/8/2025 | Kelly Klinge                            | Educational Services | KLI040725  | \$220.00   |
| 5/8/2025 | Kelly Mortensen                         | Educational Services | MOR040425  | \$225.00   |
| 5/8/2025 | Kimberly Keeth                          | Educational Services | 7010596207 | \$2,210.00 |
| 5/8/2025 | Kristen Lawrence                        | Educational Services | LAW040725  | \$100.00   |
| 5/8/2025 | Kristen Lawrence                        | Educational Services | LAW040725a | \$59.80    |
| 5/8/2025 | Kristen Lawrence                        | Educational Services | LAW041525  | \$60.00    |
| 5/8/2025 | Lauren Ragay                            | Educational Services | RAG040425  | \$110.00   |
| 5/8/2025 | Lauren Ragay                            | Educational Services | RAG040425a | \$140.00   |
| 5/8/2025 | Lighthouse Sports Center                | Educational Services | 7010583907 | \$129.00   |
| 5/8/2025 | Living Literary, LLC                    | Educational Services | 7010583910 | \$200.00   |



## Elite Academic Academy - Lucerne

|          |                             |                      |            |            |
|----------|-----------------------------|----------------------|------------|------------|
| 5/8/2025 | Lovely Ignacio              | Educational Services | IGN040425  | \$250.00   |
| 5/8/2025 | Marcela Wilde               | Educational Services | WIL041525  | \$174.00   |
| 5/8/2025 | Maria Jose De Paz Lopez     | Educational Services | JOS041025  | \$42.00    |
| 5/8/2025 | Maria Leon                  | Educational Services | LEO040925  | \$198.14   |
| 5/8/2025 | Maria Martinez              | Educational Services | MAR041025a | \$100.00   |
| 5/8/2025 | Maria Martinez              | Educational Services | MAR041025  | \$125.00   |
| 5/8/2025 | Maria Martinez              | Educational Services | MART041425 | \$115.51   |
| 5/8/2025 | Maricela De La Rosa         | Educational Services | DEL041025  | \$54.25    |
| 5/8/2025 | Maricela De La Rosa         | Educational Services | DEL041425a | \$100.00   |
| 5/8/2025 | Maricela De La Rosa         | Educational Services | DEL041425  | \$175.00   |
| 5/8/2025 | Maricela De La Rosa         | Educational Services | DEL041825  | \$240.00   |
| 5/8/2025 | Marie Campbell              | Educational Services | CAM041625  | \$142.50   |
| 5/8/2025 | Marie Campbell              | Educational Services | CAM041625a | \$142.50   |
| 5/8/2025 | Marie Jacklin               | Educational Services | JAC040725a | \$172.38   |
| 5/8/2025 | Marie Jacklin               | Educational Services | JAC040725  | \$325.38   |
| 5/8/2025 | Marisol Camarena            | Educational Services | CAM040725  | \$185.00   |
| 5/8/2025 | Maritoni Cabote             | Educational Services | CAB040725  | \$356.00   |
| 5/8/2025 | Maritoni Cabote             | Educational Services | CAB042425  | \$145.00   |
| 5/8/2025 | Maryann Leblanc             | Educational Services | LEB042125  | \$260.00   |
| 5/8/2025 | Megan Gilmour               | Educational Services | GIL041425  | \$62.00    |
| 5/8/2025 | Megapixels LLC              | Educational Services | 7010592884 | \$387.00   |
| 5/8/2025 | Melissa Armas               | Educational Services | ARM041025  | \$1,000.00 |
| 5/8/2025 | Melissa Armas               | Educational Services | ARM041125  | \$1,000.00 |
| 5/8/2025 | Melissa Gaines              | Educational Services | GAI040825  | \$279.00   |
| 5/8/2025 | Melissa J. Diwa Enterprises | Educational Services | 7010583845 | \$1,800.00 |
| 5/8/2025 | Melissa J. Diwa Enterprises | Educational Services | 7010587571 | \$1,276.00 |
| 5/8/2025 | Melissa J. Diwa Enterprises | Educational Services | 7010588003 | \$516.00   |
| 5/8/2025 | Melissa J. Diwa Enterprises | Educational Services | 7010591568 | \$180.00   |
| 5/8/2025 | Melissa J. Diwa Enterprises | Educational Services | 7010592400 | \$184.00   |
| 5/8/2025 | Mercedes Morales            | Educational Services | MOR040925  | \$95.00    |
| 5/8/2025 | Mercedes Morales            | Educational Services | MOR042425  | \$66.66    |
| 5/8/2025 | Merisha Shrestha            | Educational Services | SHR041025  | \$182.00   |
| 5/8/2025 | Merisha Shrestha            | Educational Services | SHR041425  | \$34.00    |
| 5/8/2025 | Merisha Shrestha            | Educational Services | SHR041825  | \$75.00    |

## Elite Academic Academy - Lucerne

|          |                                     |                      |            |            |
|----------|-------------------------------------|----------------------|------------|------------|
| 5/8/2025 | Monique Gallardo                    | Educational Services | GAL040825  | \$100.00   |
| 5/8/2025 | Monique Gallardo                    | Educational Services | GAL040825a | \$100.00   |
| 5/8/2025 | Mountain City Music Company         | Educational Services | 7010583922 | \$740.00   |
| 5/8/2025 | Nick Spurlock                       | Educational Services | SPU040725b | \$83.33    |
| 5/8/2025 | Nick Spurlock                       | Educational Services | SPU040725  | \$83.33    |
| 5/8/2025 | Nick Spurlock                       | Educational Services | SPU040725a | \$83.34    |
| 5/8/2025 | Nicole Hauptman Chun                | Educational Services | HAU040425  | \$50.00    |
| 5/8/2025 | Nicole the Math Lady, LLC           | Educational Services | 10363      | \$79.00    |
| 5/8/2025 | Ofelya Hakobyan                     | Educational Services | HAK041425  | \$300.00   |
| 5/8/2025 | Olivia Alarcon                      | Educational Services | ALA042225  | \$125.00   |
| 5/8/2025 | Ottum Yates                         | Educational Services | YAT040825  | \$200.00   |
| 5/8/2025 | Ottum Yates                         | Educational Services | YAT041025  | \$240.00   |
| 5/8/2025 | Outschool, Inc.                     | Educational Services | 7010591573 | \$2,206.90 |
| 5/8/2025 | P.U.M.A Karate                      | Educational Services | 7010583933 | \$140.00   |
| 5/8/2025 | Penny Carlson                       | Educational Services | CARL040725 | \$610.00   |
| 5/8/2025 | Rebecca Wood                        | Educational Services | WOO040925  | \$406.98   |
| 5/8/2025 | Rebecca Wood                        | Educational Services | WOO041725  | \$325.00   |
| 5/8/2025 | Riana Herring                       | Educational Services | 250501     | \$1,500.00 |
| 5/8/2025 | Rochelle Gunnarsson                 | Educational Services | GUN040925  | \$400.00   |
| 5/8/2025 | Rockstars of Tomorrow               | Educational Services | 7010595180 | \$180.00   |
| 5/8/2025 | Rosedenise Vasquez                  | Educational Services | VAS041725  | \$60.00    |
| 5/8/2025 | Roxana Davison                      | Educational Services | DAV041425  | \$375.00   |
| 5/8/2025 | Roxanne Chavez                      | Educational Services | CHA040725  | \$64.00    |
| 5/8/2025 | Saida McKinney-Smartt               | Educational Services | MCK040425a | \$235.00   |
| 5/8/2025 | Saida McKinney-Smartt               | Educational Services | MCK040425  | \$235.00   |
| 5/8/2025 | Selina Alvarez                      | Educational Services | ALV040825  | \$220.07   |
| 5/8/2025 | Sergio Valdovinos                   | Educational Services | VAL040425a | \$220.00   |
| 5/8/2025 | Sergio Valdovinos                   | Educational Services | VAL040425  | \$240.00   |
| 5/8/2025 | SoCal STEM LLC dba includEducation* | Educational Services | 7010585811 | \$120.00   |
| 5/8/2025 | Sonya Rosenberg                     | Educational Services | 7010583952 | \$280.00   |
| 5/8/2025 | Stella Coney                        | Educational Services | CON041725  | \$39.00    |
| 5/8/2025 | Stephanie Lopez                     | Educational Services | LOP040425  | \$141.84   |
| 5/8/2025 | Stephanie Lopez                     | Educational Services | LOP041725  | \$272.00   |
| 5/8/2025 | Stephanie Rodriguez                 | Educational Services | ROD041125  | \$375.00   |

## Elite Academic Academy - Lucerne

|          |                                       |                               |                |            |
|----------|---------------------------------------|-------------------------------|----------------|------------|
| 5/8/2025 | Stephanie Rodriguez                   | Educational Services          | ROD042125      | \$99.00    |
| 5/8/2025 | Suzanne Lazerus                       | Educational Services          | LAZ040825      | \$352.00   |
| 5/8/2025 | Suzanne Lazerus                       | Educational Services          | LAZ041025      | \$200.00   |
| 5/8/2025 | Sylvia Carreon                        | Educational Services          | CAR040425      | \$165.00   |
| 5/8/2025 | Tawander Lewis                        | Educational Services          | LEW040425      | \$165.00   |
| 5/8/2025 | Teen Road to Safety Temecula          | Educational Services          | 7010591575     | \$499.00   |
| 5/8/2025 | The Claremont Club, LLC               | Educational Services          | 7010583966     | \$1,012.00 |
| 5/8/2025 | The Princeton Review                  | Educational Services          | 615558         | \$5,000.00 |
| 5/8/2025 | Theresa Bruneau                       | Educational Services          | BRU040425      | \$200.00   |
| 5/8/2025 | Together We Learn Tutoring and Enrich | Educational Services          | 7010585821     | \$1,175.00 |
| 5/8/2025 | Torrence Temple                       | Educational Services          | 100250502      | \$1,300.00 |
| 5/8/2025 | Travis Jourdain                       | Educational Services          | JOU041425      | \$107.00   |
| 5/8/2025 | Travis Jourdain                       | Educational Services          | JOU041725      | \$125.00   |
| 5/8/2025 | Victorville Taekwondo Academy, Inc    | Educational Services          | 7010588010     | \$1,690.02 |
| 5/8/2025 | Victorville Taekwondo Academy, Inc    | Educational Services          | 7010589069     | \$281.67   |
| 5/8/2025 | Victorville Taekwondo Academy, Inc    | Educational Services          | 7010595246     | \$779.67   |
| 5/8/2025 | Victorville Taekwondo Academy, Inc    | Educational Services          | 7010592885     | \$281.67   |
| 5/8/2025 | Victory Tutoring                      | Educational Services          | 7010583987     | \$360.00   |
| 5/8/2025 | Waterworks Swim School                | Educational Services          | 7010588014     | \$1,877.32 |
| 5/8/2025 | Wendy Pineda                          | Educational Services          | PIN040425      | \$29.34    |
| 5/8/2025 | Wendy Pineda                          | Educational Services          | PIN041125      | \$85.00    |
| 5/8/2025 | Wendy Pineda                          | Educational Services          | PIN041125a     | \$40.00    |
| 5/8/2025 | West Coast Krav Maga (Temecula)       | Educational Services          | 7010583991     | \$189.00   |
| 5/8/2025 | Wild Wind Ranch                       | Educational Services          | 7010583993     | \$585.00   |
| 5/8/2025 | ZT Prospects Academy                  | Educational Services          | 7010584011     | \$400.00   |
| 5/8/2025 | ZT Prospects Academy                  | Educational Services          | 7010587579     | \$750.00   |
| 5/8/2025 | Zara Plakakis                         | Educational Services          | PLA041025      | \$99.00    |
| 5/8/2025 | Knight Security & Fire Systems        | Fire, Alarm & Pest control    | 216483         | \$20.00    |
| 5/8/2025 | Molly Maid of Temecula Valley         | Janitorial Services           | 20250430-EA    | \$495.00   |
| 5/8/2025 | Blank Rome LLP                        | Legal Fees                    | 2274292        | \$243.25   |
| 5/8/2025 | Stukent, Inc.                         | Marketing                     | 28172          | \$2,885.00 |
| 5/8/2025 | Amazon Capital Services, Inc.         | Materials & Supplies - Office | 17Y7-93XQ-JMRN | \$138.95   |
| 5/8/2025 | Amazon Capital Services, Inc.         | Materials & Supplies - Office | 1TG3-6G4Q-RMHY | \$218.69   |
| 5/8/2025 | Amazon Capital Services, Inc.         | Materials & Supplies - Office | 11ND-4F6H-WCNX | \$281.26   |

## Elite Academic Academy - Lucerne

|           |                                |                                       |                 |             |
|-----------|--------------------------------|---------------------------------------|-----------------|-------------|
| 5/8/2025  | Amazon Capital Services, Inc.  | Materials & Supplies - Office         | 1Q1M-XGRF-HK37  | \$329.92    |
| 5/8/2025  | Amazon Capital Services, Inc.  | Materials & Supplies - Office         | 1JTP-MV33-6CFX  | \$71.09     |
| 5/8/2025  | Amazon Capital Services, Inc.  | Materials & Supplies - Office         | 179R-7H76-QPVN  | \$25.00     |
| 5/8/2025  | Amrit Kaur                     | Misc. Operating Expense               | KAU040925b      | \$72.60     |
| 5/8/2025  | Uline                          | Postage & Delivery - Educational      | 192012395       | \$104.84    |
| 5/8/2025  | Uline                          | Postage & Delivery - Educational      | 192085209       | \$439.89    |
| 5/8/2025  | Life Storage                   | Rent - Facilities Lease               | 005May25#658b   | \$141.00    |
| 5/8/2025  | NCS Pearson, Inc.              | Special Education Services            | 28541152        | \$359.58    |
| 5/8/2025  | TSW Therapy, Inc.              | Special Education Services            | 3369            | \$705.25    |
| 5/8/2025  | TSW Therapy, Inc.              | Special Education Services            | 3370            | \$1,535.63  |
| 5/8/2025  | Amazon Capital Services, Inc.  | Technology Equipment - Staff          | 1VMT-MPYR-97FF  | \$151.99    |
| 5/8/2025  | Amazon Capital Services, Inc.  | Technology Equipment - Staff          | 1KY3-17GP-FW9Y  | \$81.81     |
| 5/8/2025  | Engage XR Limited              | Technology Services & Software - Educ | SI-202504-0004  | \$390.00    |
| 5/8/2025  | Engage XR Limited              | Technology Services & Software - Educ | SI-202504-0008  | \$375.00    |
| 5/8/2025  | OPS                            | Technology Services & Software - Educ | 2611            | \$1,970.05  |
| 5/8/2025  | T-Mobile                       | Technology Services & Software - Educ | 988741886-24    | \$6,724.99  |
| 5/8/2025  | Zoom Video Communications Inc. | Technology Services & Software - Educ | INV302432118    | \$39.66     |
| 5/8/2025  | Amrit Kaur                     | Travel, Lodging & Meals               | KAU040925       | \$68.72     |
| 5/8/2025  | Amrit Kaur                     | Travel, Lodging & Meals               | KAU040925a      | \$24.16     |
| 5/8/2025  | Chelsea Aicard                 | Travel, Lodging & Meals               | AIC041625       | \$148.08    |
| 5/8/2025  | Lupe Rodriguez                 | Travel, Lodging & Meals               | ROD042325       | \$130.67    |
| 5/8/2025  | Southern California Edison     | Utilities - Gas/Electric/Water        | 005MaySCE2025LU | \$104.69    |
| 5/15/2025 | Baseline Print, LLC            | Marketing                             | 12025           | \$8,730.00  |
| 5/20/2025 | Mixed Reality Systems, Inc.    | Technology Services & Software - Busi | INV-08806       | \$49,000.00 |
| 5/20/2025 | Mixed Reality Systems, Inc.    | Technology Services & Software - Busi | INV-08806       | \$46,481.27 |
| 5/23/2025 | Jordan McNeff                  | Educational Services                  | 013             | \$1,000.00  |
| 5/23/2025 | Neesha N. Rahim                | Educational Services                  | 169             | \$12,000.00 |
| 5/23/2025 | Sarah Shannon                  | Educational Services                  | 030             | \$1,875.20  |
| 5/23/2025 | Star Way Productions           | Educational Services                  | 164094          | \$6,851.00  |
| 5/27/2025 | CliftonLarsonAllen LLP         | Accounting Fees / Audit               | L251299140      | \$3,666.75  |
| 5/27/2025 | Accelerate Education, Inc.     | Approved Core Curriculum, Teacher M   | 8006            | \$663.00    |
| 5/27/2025 | Amazon Capital Services, Inc.  | Approved Core Curriculum, Teacher M   | 131J-TFR9-KXQG  | \$109.58    |
| 5/27/2025 | Amazon Capital Services, Inc.  | Approved Core Curriculum, Teacher M   | 1CT1-6DT1-94LF  | \$20.96     |
| 5/27/2025 | Amazon Capital Services, Inc.  | Approved Core Curriculum, Teacher M   | 1L4K-PVQ3-9PY3  | \$41.88     |

## Elite Academic Academy - Lucerne

|           |   |                                       |                |            |
|-----------|---|---------------------------------------|----------------|------------|
| 5/27/2025 | BookShark, LLC                          | Approved Core Curriculum, Teacher M   | BI0054125      | \$269.03   |
| 5/27/2025 | BookShark, LLC                          | Approved Core Curriculum, Teacher M   | BI0054028      | \$119.64   |
| 5/27/2025 | BookShark, LLC                          | Approved Core Curriculum, Teacher M   | BI0054024      | \$306.35   |
| 5/27/2025 | BookShark, LLC                          | Approved Core Curriculum, Teacher M   | BI0054153      | \$352.95   |
| 5/27/2025 | BookShark, LLC                          | Approved Core Curriculum, Teacher M   | BI0054025      | \$704.93   |
| 5/27/2025 | BookShark, LLC                          | Approved Core Curriculum, Teacher M   | BI0054154      | \$448.50   |
| 5/27/2025 | BookShark, LLC                          | Approved Core Curriculum, Teacher M   | BI0054027      | \$309.19   |
| 5/27/2025 | BookShark, LLC                          | Approved Core Curriculum, Teacher M   | BI0054026      | \$265.66   |
| 5/27/2025 | Ivy Kids LLC                            | Approved Core Curriculum, Teacher M   | 6299           | \$125.85   |
| 5/27/2025 | Ivy Kids LLC                            | Approved Core Curriculum, Teacher M   | 6307           | \$125.85   |
| 5/27/2025 | Ivy Kids LLC                            | Approved Core Curriculum, Teacher M   | 6298           | \$149.70   |
| 5/27/2025 | Ivy Kids LLC                            | Approved Core Curriculum, Teacher M   | 6303           | \$15.90    |
| 5/27/2025 | Ivy Kids LLC                            | Approved Core Curriculum, Teacher M   | 6305           | \$125.85   |
| 5/27/2025 | Ivy Kids LLC                            | Approved Core Curriculum, Teacher M   | 6306           | \$125.85   |
| 5/27/2025 | Ivy Kids LLC                            | Approved Core Curriculum, Teacher M   | 6302           | \$87.90    |
| 5/27/2025 | Ivy Kids LLC                            | Approved Core Curriculum, Teacher M   | 6304           | \$15.90    |
| 5/27/2025 | Lit League LLC                          | Approved Core Curriculum, Teacher M   | 11758          | \$105.99   |
| 5/27/2025 | Rainbow Resource Center                 | Approved Core Curriculum, Teacher M   | 4968577        | \$614.09   |
| 5/27/2025 | Rainbow Resource Center                 | Approved Core Curriculum, Teacher M   | 4968557        | \$946.45   |
| 5/27/2025 | Time4Learning                           | Approved Core Curriculum, Teacher M   | 8767257        | \$169.75   |
| 5/27/2025 | De Lage Landen Financial Services, Inc. | Copier Lease, Service, Toner & Repair | 590188018      | \$70.14    |
| 5/27/2025 | Amazon Capital Services, Inc.           | Core Teaching/Student Supplies        | 13YN-GNGJ-PQXV | \$19.38    |
| 5/27/2025 | Amazon Capital Services, Inc.           | Core Teaching/Student Supplies        | 1K4Y-6VRF-F6HT | \$113.77   |
| 5/27/2025 | Amazon Capital Services, Inc.           | Core Teaching/Student Supplies        | 1YXC-1XF7-LHC6 | \$163.19   |
| 5/27/2025 | Amazon Capital Services, Inc.           | Core Teaching/Student Supplies        | 1TDL-X9W7-Y71X | \$31.02    |
| 5/27/2025 | Amazon Capital Services, Inc.           | Core Teaching/Student Supplies        | XM-M49P-7LF7   | \$422.19   |
| 5/27/2025 | Amazon Capital Services, Inc.           | Core Teaching/Student Supplies        | 1FNQ-WJ7P-9L4D | \$556.45   |
| 5/27/2025 | Amazon Capital Services, Inc.           | Core Teaching/Student Supplies        | 1NYT-JG6X-M9ML | \$716.38   |
| 5/27/2025 | Amazon Capital Services, Inc.           | Core Teaching/Student Supplies        | 1PJX-1XCT-3HJW | \$23.49    |
| 5/27/2025 | Amazon Capital Services, Inc.           | Core Teaching/Student Supplies        | 131J-TFR9-KXQG | \$68.49    |
| 5/27/2025 | Amazon Capital Services, Inc.           | Core Teaching/Student Supplies        | 1YJP-1V14-NMKN | \$76.46    |
| 5/27/2025 | Amazon Capital Services, Inc.           | Core Teaching/Student Supplies        | 17W1-JX6C-J3R9 | \$1,735.33 |
| 5/27/2025 | Amazon Capital Services, Inc.           | Core Teaching/Student Supplies        | 1R4L-XW9J-7DCT | \$59.50    |
| 5/27/2025 | Amazon Capital Services, Inc.           | Core Teaching/Student Supplies        | 1L4K-PVQ3-9PY3 | \$154.63   |

## Elite Academic Academy - Lucerne

|           |  |                                |                     |            |
|-----------|--|--------------------------------|---------------------|------------|
| 5/27/2025 | Amazon Capital Services, Inc.          | Core Teaching/Student Supplies | 1VMV-X36Y-M6KN      | \$223.92   |
| 5/27/2025 | Amazon Capital Services, Inc.          | Core Teaching/Student Supplies | 1NYT-JG6X-YHW1      | \$19.56    |
| 5/27/2025 | Amazon Capital Services, Inc.          | Core Teaching/Student Supplies | 1K7G-Q9FX-9VDQ      | \$10.59    |
| 5/27/2025 | Baseline Print, LLC                    | Core Teaching/Student Supplies | 12026               | \$2,759.50 |
| 5/27/2025 | Baseline Print, LLC                    | Core Teaching/Student Supplies | 12035               | \$225.00   |
| 5/27/2025 | Blick Art Materials                    | Core Teaching/Student Supplies | 5406162             | \$31.22    |
| 5/27/2025 | Candy Herrera                          | Core Teaching/Student Supplies | HER050725           | \$30.47    |
| 5/27/2025 | Hands 4 Building                       | Core Teaching/Student Supplies | 5537                | \$163.99   |
| 5/27/2025 | KiwiCo, Inc.                           | Core Teaching/Student Supplies | KE-36FD1C3B04242556 | \$280.43   |
| 5/27/2025 | Lakeshore Learning Materials           | Core Teaching/Student Supplies | 90726580            | \$754.10   |
| 5/27/2025 | Rainbow Resource Center                | Core Teaching/Student Supplies | 4981206             | \$325.83   |
| 5/27/2025 | 34th St. Prep Academy                  | Educational Services           | 7010598252          | \$570.00   |
| 5/27/2025 | 360 Freestyle Gymnastics Academy       | Educational Services           | 7010595123          | \$410.00   |
| 5/27/2025 | A+ In Home Tutors dba Firefly Tutors   | Educational Services           | 7010596169          | \$600.00   |
| 5/27/2025 | A+ Tutoring                            | Educational Services           | 7010594668          | \$1,680.00 |
| 5/27/2025 | Academy of Music and Arts - Murrieta a | Educational Services           | 7010596176          | \$899.34   |
| 5/27/2025 | Adriana Estrella                       | Educational Services           | EST050725           | \$210.00   |
| 5/27/2025 | Alique Pempejian                       | Educational Services           | PEM050525           | \$117.50   |
| 5/27/2025 | Amanda Harer                           | Educational Services           | HAR042525           | \$120.00   |
| 5/27/2025 | Amanda Harer                           | Educational Services           | HAR042525b          | \$70.00    |
| 5/27/2025 | Amanda Harer                           | Educational Services           | HAR042525a          | \$106.00   |
| 5/27/2025 | Amanda Harer                           | Educational Services           | HAR050525           | \$100.00   |
| 5/27/2025 | Amanda Harer                           | Educational Services           | HAR042825           | \$70.00    |
| 5/27/2025 | Amanda Lynch                           | Educational Services           | LYN042825a          | \$365.00   |
| 5/27/2025 | Amanda Lynch                           | Educational Services           | LYN042825           | \$365.00   |
| 5/27/2025 | Amazing Athletes of Inland Empire      | Educational Services           | 7010597338          | \$60.00    |
| 5/27/2025 | Ana Lopez                              | Educational Services           | LOP050725           | \$63.48    |
| 5/27/2025 | Andrew Cartwright                      | Educational Services           | CAR042525           | \$275.00   |
| 5/27/2025 | Art of Problem Solving                 | Educational Services           | 7010596570          | \$449.00   |
| 5/27/2025 | Ashley Patterson                       | Educational Services           | PAT050625           | \$189.00   |
| 5/27/2025 | Aubrey Madrigal                        | Educational Services           | MAD042525b          | \$244.62   |
| 5/27/2025 | Aubrey Madrigal                        | Educational Services           | MAD042525a          | \$260.92   |
| 5/27/2025 | Aubrey Madrigal                        | Educational Services           | MAD042525           | \$116.02   |
| 5/27/2025 | Autumn Katzman                         | Educational Services           | KAT050525a          | \$200.00   |

**Warrant Register: Apr 26, 2025 - June 5, 2025, April Credit Card Charges**

## Elite Academic Academy - Lucerne

|           |   |                      |            |            |
|-----------|---|----------------------|------------|------------|
| 5/27/2025 | Autumn Katzman                          | Educational Services | KAT050525  | \$200.00   |
| 5/27/2025 | Aynslene Kenolio                        | Educational Services | KEN042525  | \$95.31    |
| 5/27/2025 | Bernice Trujillo                        | Educational Services | TRU043025a | \$205.00   |
| 5/27/2025 | Bernice Trujillo                        | Educational Services | TRU043025  | \$205.00   |
| 5/27/2025 | Branche Jones                           | Educational Services | 138        | \$1,500.00 |
| 5/27/2025 | British Swim School of Fontana-Eastvale | Educational Services | 7010595137 | \$258.00   |
| 5/27/2025 | Broadway Gymnastics School, Inc         | Educational Services | 7010597683 | \$282.00   |
| 5/27/2025 | Brooke Valdivia                         | Educational Services | VAL050725  | \$600.00   |
| 5/27/2025 | Bullock's Archery                       | Educational Services | 7010596573 | \$200.00   |
| 5/27/2025 | Bumblebunch Sewing Studio               | Educational Services | 7010598263 | \$540.00   |
| 5/27/2025 | Buzzy Mae Music Academy                 | Educational Services | 7010597342 | \$775.00   |
| 5/27/2025 | Buzzy Mae Music Academy                 | Educational Services | 7010596181 | \$620.00   |
| 5/27/2025 | Cambria Lingenfelder                    | Educational Services | 7010594677 | \$130.00   |
| 5/27/2025 | Cambria Lingenfelder                    | Educational Services | 7010595159 | \$1,560.00 |
| 5/27/2025 | Candy Herrera                           | Educational Services | HER050725a | \$27.21    |
| 5/27/2025 | Chantelle Williams                      | Educational Services | WIL042525  | \$1,000.00 |
| 5/27/2025 | Christina Diserio                       | Educational Services | DIS042825  | \$163.75   |
| 5/27/2025 | Christina Rodriguez                     | Educational Services | ROD042825  | \$95.50    |
| 5/27/2025 | Christina Rodriguez                     | Educational Services | ROD042525a | \$33.00    |
| 5/27/2025 | Christina Rodriguez                     | Educational Services | ROD042525b | \$98.33    |
| 5/27/2025 | Christina Rodriguez                     | Educational Services | ROD042525  | \$85.00    |
| 5/27/2025 | Christopher Olvera                      | Educational Services | OLV042825a | \$43.50    |
| 5/27/2025 | Christopher Olvera                      | Educational Services | OLV050625  | \$78.50    |
| 5/27/2025 | Christopher Olvera                      | Educational Services | OLV042825  | \$103.50   |
| 5/27/2025 | Ciera Speer                             | Educational Services | SPE042925  | \$322.00   |
| 5/27/2025 | Ciera Speer                             | Educational Services | SPE050525a | \$260.00   |
| 5/27/2025 | Ciera Speer                             | Educational Services | SPE050525  | \$75.00    |
| 5/27/2025 | Ciera Speer                             | Educational Services | SPE043025  | \$250.00   |
| 5/27/2025 | Classical Learning Resource Center      | Educational Services | 5341       | \$2,573.00 |
| 5/27/2025 | Corona Music Center                     | Educational Services | 7010597684 | \$336.00   |
| 5/27/2025 | Creative Solutions Tutoring             | Educational Services | 7010594674 | \$136.00   |
| 5/27/2025 | Cristina Angulo                         | Educational Services | ANG042925  | \$180.00   |
| 5/27/2025 | Crystal Martinez                        | Educational Services | MAR050525  | \$193.00   |
| 5/27/2025 | Daisy Saenz                             | Educational Services | SAE043025  | \$280.00   |

## Elite Academic Academy - Lucerne

|           |  |                      |            |            |
|-----------|--|----------------------|------------|------------|
| 5/27/2025 | Daisy Saenz                              | Educational Services | SAE050125  | \$71.59    |
| 5/27/2025 | Dan Taylor's Karate Training Center, Inc | Educational Services | 7010600361 | \$200.00   |
| 5/27/2025 | Danielle Reynolds                        | Educational Services | REY043025  | \$235.00   |
| 5/27/2025 | Dasana Sports                            | Educational Services | 7010599049 | \$250.00   |
| 5/27/2025 | DeRoche LLC, DBA: Youth Movement         | Educational Services | 7010597344 | \$252.00   |
| 5/27/2025 | Deborah Runyan Vu                        | Educational Services | RUN050725a | \$230.00   |
| 5/27/2025 | Deborah Runyan Vu                        | Educational Services | RUN050725b | \$207.00   |
| 5/27/2025 | Deborah Runyan Vu                        | Educational Services | RUN050725  | \$169.00   |
| 5/27/2025 | Denise Miranda                           | Educational Services | MIR050525  | \$290.00   |
| 5/27/2025 | Doodle Art & Design                      | Educational Services | 7010596189 | \$380.00   |
| 5/27/2025 | Edna Martinez                            | Educational Services | MART050525 | \$270.00   |
| 5/27/2025 | Edna Martinez                            | Educational Services | MAR043025  | \$165.00   |
| 5/27/2025 | Elena Smith                              | Educational Services | SMI050525  | \$300.00   |
| 5/27/2025 | Elena Smith                              | Educational Services | SMI050125  | \$175.00   |
| 5/27/2025 | Eliza Harrington                         | Educational Services | HAR042825  | \$400.00   |
| 5/27/2025 | Elizabeth Harmetz                        | Educational Services | HAR050525  | \$300.00   |
| 5/27/2025 | Emily Hadley                             | Educational Services | HAD042925  | \$65.00    |
| 5/27/2025 | Engineering for Kids of Kern             | Educational Services | 7010597346 | \$320.00   |
| 5/27/2025 | Fashion Camp-Create.Design.Sew.          | Educational Services | 7010596197 | \$115.00   |
| 5/27/2025 | Freedom in Motion Inc.                   | Educational Services | 7010599052 | \$1,546.50 |
| 5/27/2025 | Freedom in Motion Inc.                   | Educational Services | 7010597687 | \$684.00   |
| 5/27/2025 | Friends of Willow Tree                   | Educational Services | 7010597350 | \$1,063.00 |
| 5/27/2025 | Giordano's ATA Martial Arts              | Educational Services | 7010596326 | \$334.00   |
| 5/27/2025 | Gliceria Belonia                         | Educational Services | BEL050225  | \$104.00   |
| 5/27/2025 | Head2Heart Partners in Education         | Educational Services | 7010597352 | \$1,514.00 |
| 5/27/2025 | Healthy Footprints Adventure Communi     | Educational Services | 7010595148 | \$394.00   |
| 5/27/2025 | Heather Leyvas                           | Educational Services | LEY050125a | \$300.00   |
| 5/27/2025 | Heather Leyvas                           | Educational Services | LEY050125  | \$309.00   |
| 5/27/2025 | Icetown Riverside                        | Educational Services | 7010600365 | \$302.00   |
| 5/27/2025 | Inland Pacific Ballet Academy            | Educational Services | 7010599056 | \$525.00   |
| 5/27/2025 | Jacasea Davis                            | Educational Services | DAV050625  | \$200.00   |
| 5/27/2025 | Jacinta Weitz                            | Educational Services | WEI050725  | \$120.00   |
| 5/27/2025 | Jackeline Orellana                       | Educational Services | ORE050725  | \$140.00   |
| 5/27/2025 | Jackeline Orellana                       | Educational Services | ORE043025  | \$91.00    |



## Elite Academic Academy - Lucerne

|           |                                     |                      |            |            |
|-----------|-------------------------------------|----------------------|------------|------------|
| 5/27/2025 | Jaclyn Hutchins*                    | Educational Services | 7010595151 | \$586.00   |
| 5/27/2025 | Jana's Tutoring                     | Educational Services | 7010599704 | \$585.00   |
| 5/27/2025 | Janette Parra                       | Educational Services | PAR050525  | \$300.00   |
| 5/27/2025 | Jeff Speakman's Kenpo 5.0 Whittier* | Educational Services | 7010595152 | \$200.00   |
| 5/27/2025 | Jenaya McDonald                     | Educational Services | MCD050625  | \$136.84   |
| 5/27/2025 | Jessica Rice                        | Educational Services | 7010599701 | \$440.00   |
| 5/27/2025 | Joining All Movement LLC            | Educational Services | 7010598687 | \$500.00   |
| 5/27/2025 | Joyce Dabuet                        | Educational Services | DAB043025  | \$27.80    |
| 5/27/2025 | Katherine Mills                     | Educational Services | MIL042925  | \$500.00   |
| 5/27/2025 | Katie Olesen                        | Educational Services | OLE050125  | \$222.00   |
| 5/27/2025 | Kelly Klinge                        | Educational Services | KLI042825  | \$230.00   |
| 5/27/2025 | Kelly Mortensen                     | Educational Services | MOR050725  | \$300.00   |
| 5/27/2025 | Kristen Lansdale                    | Educational Services | 7010596208 | \$395.00   |
| 5/27/2025 | Kristen Lansdale                    | Educational Services | 7010595154 | \$100.00   |
| 5/27/2025 | Kristen Lawrence                    | Educational Services | LAW042825  | \$59.80    |
| 5/27/2025 | Krystal Vega                        | Educational Services | VEG050125a | \$320.00   |
| 5/27/2025 | Krystal Vega                        | Educational Services | VEG050625a | \$247.00   |
| 5/27/2025 | Krystal Vega                        | Educational Services | VEG050125b | \$320.00   |
| 5/27/2025 | Krystal Vega                        | Educational Services | VEG050625  | \$227.50   |
| 5/27/2025 | Krystal Vega                        | Educational Services | VEG042525  | \$125.00   |
| 5/27/2025 | Krystal Vega                        | Educational Services | VEG050125  | \$320.00   |
| 5/27/2025 | Krystal Vega                        | Educational Services | VEG050625b | \$214.50   |
| 5/27/2025 | Kumon of Fontana, Summit Heights    | Educational Services | 7010598266 | \$630.00   |
| 5/27/2025 | Lauren Ragay                        | Educational Services | RAG042525a | \$140.00   |
| 5/27/2025 | Lauren Ragay                        | Educational Services | RAG042525  | \$130.00   |
| 5/27/2025 | Learn Japanese Now                  | Educational Services | 7010598267 | \$125.00   |
| 5/27/2025 | Lighthouse Sports Center            | Educational Services | 7010598268 | \$129.00   |
| 5/27/2025 | Lisa Hagney                         | Educational Services | HAG042525  | \$21.99    |
| 5/27/2025 | Literacy Lane Tutoring              | Educational Services | 7010595640 | \$800.00   |
| 5/27/2025 | Literacy Lane Tutoring              | Educational Services | 7010596211 | \$450.00   |
| 5/27/2025 | Living Literary, LLC                | Educational Services | 7010596578 | \$1,650.00 |
| 5/27/2025 | Living Literary, LLC                | Educational Services | 7010597355 | \$150.00   |
| 5/27/2025 | Lovely Ignacio                      | Educational Services | IGN050125  | \$250.00   |
| 5/27/2025 | ML Tutoring                         | Educational Services | 7010596590 | \$140.00   |

## Elite Academic Academy - Lucerne

|           |                              |                      |            |            |
|-----------|------------------------------|----------------------|------------|------------|
| 5/27/2025 | ML Tutoring                  | Educational Services | 7010595161 | \$3,430.00 |
| 5/27/2025 | ML Tutoring                  | Educational Services | 7010594678 | \$560.00   |
| 5/27/2025 | Maria Chavez                 | Educational Services | CHA043025  | \$182.00   |
| 5/27/2025 | Maria Flores                 | Educational Services | FLO050625a | \$158.33   |
| 5/27/2025 | Maria Flores                 | Educational Services | FLO050625  | \$160.00   |
| 5/27/2025 | Maria Jose De Paz Lopez      | Educational Services | JOS050125  | \$42.00    |
| 5/27/2025 | Maria Leon                   | Educational Services | LEO042925a | \$53.30    |
| 5/27/2025 | Maria Leon                   | Educational Services | LEO042925  | \$120.00   |
| 5/27/2025 | Maria Martinez               | Educational Services | MAR042825  | \$100.00   |
| 5/27/2025 | Maria Martinez               | Educational Services | MAR042825a | \$100.00   |
| 5/27/2025 | Maricela De La Rosa          | Educational Services | DEL042825  | \$54.25    |
| 5/27/2025 | Marie Campbell               | Educational Services | CAM050525a | \$142.50   |
| 5/27/2025 | Marie Campbell               | Educational Services | CAM050525  | \$142.50   |
| 5/27/2025 | Marie Jacklin                | Educational Services | JAC042825  | \$240.00   |
| 5/27/2025 | Marie Jacklin                | Educational Services | JACK050525 | \$180.00   |
| 5/27/2025 | Marisol Camarena             | Educational Services | CAM042825  | \$85.00    |
| 5/27/2025 | Maritoni Cabote              | Educational Services | CAB042825  | \$356.00   |
| 5/27/2025 | Mary Longbottom              | Educational Services | 7010595649 | \$52.00    |
| 5/27/2025 | Maryann Leblanc              | Educational Services | LEB043025  | \$260.00   |
| 5/27/2025 | Master Lee's Kung Fu San Soo | Educational Services | 7010596214 | \$139.00   |
| 5/27/2025 | Mathnasium of Eastvale       | Educational Services | 7010597357 | \$419.00   |
| 5/27/2025 | Mathnasium of Temecula       | Educational Services | 7010595651 | \$320.00   |
| 5/27/2025 | Melina Stever                | Educational Services | STEV050725 | \$388.95   |
| 5/27/2025 | Melina Stever                | Educational Services | STE050225  | \$600.00   |
| 5/27/2025 | Melissa Armas                | Educational Services | ARM043025a | \$220.00   |
| 5/27/2025 | Melissa Armas                | Educational Services | ARM043025  | \$500.00   |
| 5/27/2025 | Melissa Gaines               | Educational Services | GAI050725  | \$279.00   |
| 5/27/2025 | Melissa J. Diwa Enterprises  | Educational Services | 7010595134 | \$8,338.00 |
| 5/27/2025 | Melissa J. Diwa Enterprises  | Educational Services | 7010596180 | \$384.00   |
| 5/27/2025 | Melissa J. Diwa Enterprises  | Educational Services | 7010599702 | \$1,050.00 |
| 5/27/2025 | Melissa J. Diwa Enterprises  | Educational Services | 7010597340 | \$2,124.00 |
| 5/27/2025 | Melissa J. Diwa Enterprises  | Educational Services | 7010600359 | \$519.00   |
| 5/27/2025 | Melissa J. Diwa Enterprises  | Educational Services | 7010598262 | \$90.00    |
| 5/27/2025 | Merisha Shrestha             | Educational Services | SHR050225  | \$99.01    |

## Elite Academic Academy - Lucerne

|           |                                 |                      |            |            |
|-----------|---------------------------------|----------------------|------------|------------|
| 5/27/2025 | Merisha Shrestha                | Educational Services | SHR043025  | \$182.00   |
| 5/27/2025 | Michael Mannone                 | Educational Services | MAN050625  | \$60.00    |
| 5/27/2025 | Miguel Salvatierra              | Educational Services | SAL050625  | \$300.00   |
| 5/27/2025 | Miriam Lobato                   | Educational Services | LOB043025  | \$300.00   |
| 5/27/2025 | Monique Gallardo                | Educational Services | GAL050725  | \$100.00   |
| 5/27/2025 | Monique Gallardo                | Educational Services | GAL050725a | \$100.00   |
| 5/27/2025 | Monrovia Music Academy          | Educational Services | 7010596217 | \$492.00   |
| 5/27/2025 | Moonridge School of Dance       | Educational Services | 7010596591 | \$90.00    |
| 5/27/2025 | Mountain City Music Company     | Educational Services | 7010598272 | \$1,780.00 |
| 5/27/2025 | My Learning Studio              | Educational Services | 7010598357 | \$611.40   |
| 5/27/2025 | Nicole Hauptman Chun            | Educational Services | HAU050225  | \$100.00   |
| 5/27/2025 | Nicole Hauptman Chun            | Educational Services | HAU050225a | \$100.00   |
| 5/27/2025 | Nicole Long                     | Educational Services | LON042525  | \$250.00   |
| 5/27/2025 | Noonan family Swim School, Inc. | Educational Services | 7010595165 | \$904.00   |
| 5/27/2025 | Ofelya Hakobyan                 | Educational Services | HAK050725  | \$159.00   |
| 5/27/2025 | Olivia Alarcon                  | Educational Services | ALA050525  | \$125.00   |
| 5/27/2025 | On Pointe Productions, LLC      | Educational Services | 7010595656 | \$305.00   |
| 5/27/2025 | Ottum Yates                     | Educational Services | YAT042925  | \$200.00   |
| 5/27/2025 | Outschool, Inc.                 | Educational Services | 7010595169 | \$116.00   |
| 5/27/2025 | Outschool, Inc.                 | Educational Services | 7010594680 | \$220.00   |
| 5/27/2025 | P.U.M.A Karate                  | Educational Services | 7010600366 | \$301.00   |
| 5/27/2025 | Priscilla Kissinger             | Educational Services | KIS050625  | \$37.50    |
| 5/27/2025 | Rage Entertainment Complex      | Educational Services | 7010598273 | \$256.04   |
| 5/27/2025 | Raymond Banales                 | Educational Services | BAN042525  | \$180.55   |
| 5/27/2025 | Red Dragon Karate, Inc          | Educational Services | 7010598500 | \$250.00   |
| 5/27/2025 | Renee Garcia                    | Educational Services | GAR042525  | \$24.99    |
| 5/27/2025 | Renee Garcia                    | Educational Services | GAR050625  | \$35.99    |
| 5/27/2025 | Riffs Music Enterprises Inc     | Educational Services | 7010596223 | \$980.00   |
| 5/27/2025 | Rochelle Gunnarsson             | Educational Services | GUN050725a | \$800.00   |
| 5/27/2025 | Rochelle Gunnarsson             | Educational Services | GUN050725b | \$800.00   |
| 5/27/2025 | Rochelle Gunnarsson             | Educational Services | GUN050725  | \$400.00   |
| 5/27/2025 | Rock Fitness                    | Educational Services | 7010595176 | \$2,310.00 |
| 5/27/2025 | Rosedenise Vasquez              | Educational Services | VAS050225  | \$70.00    |
| 5/27/2025 | Saida McKinney-Smartt           | Educational Services | MCK042525  | \$60.00    |

## Elite Academic Academy - Lucerne

|           |                                       |                      |            |            |
|-----------|---------------------------------------|----------------------|------------|------------|
| 5/27/2025 | Selina Alvarez                        | Educational Services | ALV050525  | \$170.09   |
| 5/27/2025 | Sergio Valdovinos                     | Educational Services | VAL050125  | \$240.00   |
| 5/27/2025 | Sergio Valdovinos                     | Educational Services | VAL050125a | \$220.00   |
| 5/27/2025 | SoCal Game Changers                   | Educational Services | 7010599215 | \$2,228.00 |
| 5/27/2025 | SoCal Singer Studio                   | Educational Services | 7010596599 | \$1,010.00 |
| 5/27/2025 | Sonya Rosenberg                       | Educational Services | 7010595202 | \$280.00   |
| 5/27/2025 | Stephanie Beckton                     | Educational Services | BEC042525  | \$70.00    |
| 5/27/2025 | Stephanie Lopez                       | Educational Services | LOP050225  | \$362.24   |
| 5/27/2025 | Stephanie Rodriguez                   | Educational Services | ROD043025  | \$160.00   |
| 5/27/2025 | Suzanne Lazerus                       | Educational Services | LAZ042925  | \$176.00   |
| 5/27/2025 | Suzanne Lazerus                       | Educational Services | LAZ042825  | \$200.00   |
| 5/27/2025 | Sylvia Carreon                        | Educational Services | CAR042925  | \$96.00    |
| 5/27/2025 | Sylvia Carreon                        | Educational Services | CAR042925a | \$165.00   |
| 5/27/2025 | Tara French                           | Educational Services | FRE050625  | \$165.00   |
| 5/27/2025 | Team Coach Schu                       | Educational Services | 7010596600 | \$400.00   |
| 5/27/2025 | Temecula Music Academy                | Educational Services | 7010596229 | \$180.00   |
| 5/27/2025 | Temecula Music Teacher, LLC           | Educational Services | 7010597368 | \$274.00   |
| 5/27/2025 | Teresa Diaz                           | Educational Services | DIA050725  | \$200.00   |
| 5/27/2025 | Teresa Diaz                           | Educational Services | DIA050725a | \$200.00   |
| 5/27/2025 | Teresa Fleming                        | Educational Services | FLE042925  | \$80.00    |
| 5/27/2025 | The Grand Tea Room, Inc.              | Educational Services | 5725-3     | \$30.90    |
| 5/27/2025 | Theresa Bruneau                       | Educational Services | BRU050525  | \$640.00   |
| 5/27/2025 | Thomas Bertling                       | Educational Services | BER050725  | \$67.00    |
| 5/27/2025 | Three60 Softball                      | Educational Services | 7010595664 | \$750.00   |
| 5/27/2025 | Together We Learn Tutoring and Enrich | Educational Services | 7010598277 | \$475.00   |
| 5/27/2025 | Travis Jourdain                       | Educational Services | JOU042525  | \$225.00   |
| 5/27/2025 | Tutoring by Patty Orlaski LLC         | Educational Services | 7010597369 | \$1,500.00 |
| 5/27/2025 | Universal Martial Arts Centers, Inc.  | Educational Services | 7010596233 | \$425.00   |
| 5/27/2025 | Ursula Marin                          | Educational Services | MARI050525 | \$333.33   |
| 5/27/2025 | Ursula Marin                          | Educational Services | MARI042825 | \$333.33   |
| 5/27/2025 | Veronica Gutierrez                    | Educational Services | GUTO050225 | \$109.80   |
| 5/27/2025 | Veronica Gutierrez                    | Educational Services | GUT050225a | \$109.80   |
| 5/27/2025 | Veronica Hurley                       | Educational Services | HUR042825  | \$55.00    |
| 5/27/2025 | Veronica Hurley                       | Educational Services | HUR042825a | \$50.00    |

## Elite Academic Academy - Lucerne

|           |                                       |                                   |                 |            |
|-----------|---------------------------------------|-----------------------------------|-----------------|------------|
| 5/27/2025 | WM Music Lessons, Inc.                | Educational Services              | 7010595671      | \$175.00   |
| 5/27/2025 | Wendy Pineda                          | Educational Services              | PIN042825       | \$29.33    |
| 5/27/2025 | Wendy Pineda                          | Educational Services              | PIN042525       | \$200.00   |
| 5/27/2025 | West Coast Krav Maga (Temecula)       | Educational Services              | 7010595248      | \$189.00   |
| 5/27/2025 | Write On Webb                         | Educational Services              | 7010595249      | \$196.00   |
| 5/27/2025 | ZT Prospects Academy                  | Educational Services              | 7010596603      | \$999.00   |
| 5/27/2025 | ZT Prospects Academy                  | Educational Services              | 7010596338      | \$1,097.00 |
| 5/27/2025 | Department of Justice                 | Fingerprinting                    | 817050          | \$97.00    |
| 5/27/2025 | Hatch & Cesario, Attorneys-at-Law     | Legal Fees                        | 16976           | \$525.00   |
| 5/27/2025 | Mary R. Pierce, Esq.                  | Legal Fees                        | 202509          | \$45.00    |
| 5/27/2025 | Baseline Print, LLC                   | Marketing                         | 12019           | \$2,065.00 |
| 5/27/2025 | Baseline Print, LLC                   | Marketing                         | 12027           | \$822.50   |
| 5/27/2025 | Baseline Print, LLC                   | Marketing                         | 12058           | \$612.50   |
| 5/27/2025 | Baseline Print, LLC                   | Marketing                         | 12063           | \$4,016.25 |
| 5/27/2025 | Strongmind, Inc                       | Marketing                         | INVSM3230       | \$8,210.38 |
| 5/27/2025 | Amazon Capital Services, Inc.         | Materials & Supplies - Office     | 17JH-G4X4-6C19  | \$82.73    |
| 5/27/2025 | Amazon Capital Services, Inc.         | Materials & Supplies - Office     | 11HM-FVGL-RV3F  | \$20.51    |
| 5/27/2025 | Amazon Capital Services, Inc.         | Materials & Supplies - Office     | 1P9W-J3WM-DMXP  | \$376.40   |
| 5/27/2025 | Frontier                              | Phone / Internet / Website Fees   | 006Jun2025      | \$536.51   |
| 5/27/2025 | Purchase Power                        | Postage & Delivery - Business     | 005May2025      | \$29.71    |
| 5/27/2025 | FedEx Office and Print Services, Inc. | Postage & Delivery - Educational  | 1.701E+11       | \$459.67   |
| 5/27/2025 | FedEx Office and Print Services, Inc. | Postage & Delivery - Educational  | 2.702E+11       | \$52.27    |
| 5/27/2025 | FedEx Office and Print Services, Inc. | Postage & Delivery - Educational  | OC-792004       | \$12.50    |
| 5/27/2025 | FedEx Office and Print Services, Inc. | Postage & Delivery - Educational  | 1.701E+11       | \$14.67    |
| 5/27/2025 | FedEx Office and Print Services, Inc. | Postage & Delivery - Educational  | 170100013419A   | \$683.39   |
| 5/27/2025 | FedEx Office and Print Services, Inc. | Postage & Delivery - Educational  | 1.701E+11       | \$229.76   |
| 5/27/2025 | FedEx Office and Print Services, Inc. | Postage & Delivery - Educational  | 036400041136    | \$53.76    |
| 5/27/2025 | Uline                                 | Postage & Delivery - Educational  | 192631649A      | \$949.56   |
| 5/27/2025 | Pali Institute                        | Prepaid Expense                   | 12022           | \$3,050.00 |
| 5/27/2025 | CubeSmart                             | Rent - Facilities Lease           | 670587          | \$202.40   |
| 5/27/2025 | Life Storage                          | Rent - Facilities Lease           | 006Jun25#658b   | \$141.00   |
| 5/27/2025 | RentableUSA.com                       | Rent - Facilities Lease           | 06June2025Lease | \$2,882.00 |
| 5/27/2025 | Inside Plants                         | Repairs & Minor Site Improvements | 104743          | \$130.00   |
| 5/27/2025 | Barbara Craig                         | Special Education Services        | CRA043025       | \$9.99     |

## Elite Academic Academy - Lucerne

|           |                                |                                       |                |              |
|-----------|--------------------------------|---------------------------------------|----------------|--------------|
| 5/27/2025 | McColgan & Associates, Inc     | Special Education Services            | 7389           | \$556.61     |
| 5/27/2025 | TSW Therapy, Inc.              | Special Education Services            | 3385           | \$170.63     |
| 5/27/2025 | TSW Therapy, Inc.              | Special Education Services            | 3386           | \$136.50     |
| 5/27/2025 | Amazon Capital Services, Inc.  | Technology Equipment - Staff          | 1YXC-1XF7-LHC6 | \$109.99     |
| 5/27/2025 | Amazon Capital Services, Inc.  | Technology Equipment - Staff          | 1PHG-C4TX-CM4R | \$223.00     |
| 5/27/2025 | Amazon Capital Services, Inc.  | Technology Equipment - Staff          | 1K3Y-9DXH-P7NN | \$341.10     |
| 5/27/2025 | AGiRepair, Inc.                | Technology Services & Software - Educ | AR012921       | \$148.00     |
| 5/27/2025 | AGiRepair, Inc.                | Technology Services & Software - Educ | AR010703       | \$99.00      |
| 5/27/2025 | AGiRepair, Inc.                | Technology Services & Software - Educ | AR012922       | \$59.00      |
| 5/27/2025 | AGiRepair, Inc.                | Technology Services & Software - Educ | AR012446       | \$99.00      |
| 5/27/2025 | School Pathways Holdings, LLC  | Technology Services & Software - Educ | INV-140-08724  | \$5,620.09   |
| 5/27/2025 | Whoop, Inc.                    | Technology Services & Software - Educ | INV5700939     | \$239,192.00 |
| 5/28/2025 | Jesus Ramirez                  | Educational Services                  | 2025-1         | \$175.00     |
| 5/29/2025 | Apple Inc.                     | Technology Equipment - Staff          | MB70849188     | \$8,616.84   |
| 5/30/2025 | Antoinette Sims                | UNALLOCATED WAGES                     | 052325         | \$6,688.31   |
| 6/3/2025  | CliftonLarsonAllen LLP         | Accounting Fees / Audit               | L251317842     | \$6,825.00   |
| 6/3/2025  | Amazon Capital Services, Inc.  | Approved Core Curriculum, Teacher M   | 1XMT-7NL6-DK1T | \$552.39     |
| 6/3/2025  | Amazon Capital Services, Inc.  | Approved Core Curriculum, Teacher M   | 1VQ7-17G4-L9JD | \$39.35      |
| 6/3/2025  | Amazon Capital Services, Inc.  | Approved Core Curriculum, Teacher M   | 1KN9-7WC9-19RF | \$714.25     |
| 6/3/2025  | Amazon Capital Services, Inc.  | Approved Core Curriculum, Teacher M   | 199V-XY13-9W66 | \$16.37      |
| 6/3/2025  | Baseline Print, LLC            | Approved Core Curriculum, Teacher M   | 12115          | \$1,075.00   |
| 6/3/2025  | Baseline Print, LLC            | Approved Core Curriculum, Teacher M   | 12116          | \$2,282.00   |
| 6/3/2025  | Baseline Print, LLC            | Approved Core Curriculum, Teacher M   | 12113          | \$1,850.00   |
| 6/3/2025  | Exploration Education          | Approved Core Curriculum, Teacher M   | 05947          | \$88.58      |
| 6/3/2025  | Homeschool Languages           | Approved Core Curriculum, Teacher M   | 0005198        | \$233.99     |
| 6/3/2025  | Royal Fireworks Publishing     | Approved Core Curriculum, Teacher M   | 130777         | \$170.50     |
| 6/3/2025  | Samuel & Adelaide Company, LLC | Approved Core Curriculum, Teacher M   | 1001           | \$48.94      |
| 6/3/2025  | Nicole Aguirre                 | Board Stipends - Attendance           | 05May2025LUa   | \$300.00     |
| 6/3/2025  | Susan Ann McDougal             | Board Stipends - Attendance           | 05May2025LUa   | \$300.00     |
| 6/3/2025  | Amazon Capital Services, Inc.  | Core Teaching/Student Supplies        | 1K4Y-6VRF-QDXT | \$66.54      |
| 6/3/2025  | Amazon Capital Services, Inc.  | Core Teaching/Student Supplies        | 1JVR-V4MM-LK1W | \$134.62     |
| 6/3/2025  | Amazon Capital Services, Inc.  | Core Teaching/Student Supplies        | 17PP-1RPY-NLX1 | \$210.75     |
| 6/3/2025  | Amazon Capital Services, Inc.  | Core Teaching/Student Supplies        | 1MTG-9WCM-31VC | \$97.80      |
| 6/3/2025  | Amazon Capital Services, Inc.  | Core Teaching/Student Supplies        | 197H-FKFN-X9KJ | \$29.34      |

## Elite Academic Academy - Lucerne

|          |  |                                |                |            |
|----------|--|--------------------------------|----------------|------------|
| 6/3/2025 | Amazon Capital Services, Inc.            | Core Teaching/Student Supplies | 1TVG-F496-4NVF | \$183.69   |
| 6/3/2025 | Amazon Capital Services, Inc.            | Core Teaching/Student Supplies | 1WXV-FK3Q-17YF | \$19.01    |
| 6/3/2025 | Amazon Capital Services, Inc.            | Core Teaching/Student Supplies | 1XMT-7NL6-DK1T | \$3,054.30 |
| 6/3/2025 | Amazon Capital Services, Inc.            | Core Teaching/Student Supplies | 1NPX-T7JM-TGNK | \$10.76    |
| 6/3/2025 | Amazon Capital Services, Inc.            | Core Teaching/Student Supplies | 1KN9-7WC9-19RF | \$161.33   |
| 6/3/2025 | Amazon Capital Services, Inc.            | Core Teaching/Student Supplies | 17L3-WYT6-J3HG | \$2,590.10 |
| 6/3/2025 | Amazon Capital Services, Inc.            | Core Teaching/Student Supplies | 1PDG-FNXC-HDLQ | \$360.25   |
| 6/3/2025 | Amazon Capital Services, Inc.            | Core Teaching/Student Supplies | 11KD-1VJC-76WH | \$23.10    |
| 6/3/2025 | Amazon Capital Services, Inc.            | Core Teaching/Student Supplies | 1XMX-Y6DJ-CNNH | \$70.92    |
| 6/3/2025 | Baseline Print, LLC                      | Core Teaching/Student Supplies | 12084          | \$495.00   |
| 6/3/2025 | Mimeo.com, Inc                           | Core Teaching/Student Supplies | 2082325        | \$1,606.99 |
| 6/3/2025 | Mimeo.com, Inc                           | Core Teaching/Student Supplies | 2083934        | \$56.07    |
| 6/3/2025 | Nicky Robertson                          | Core Teaching/Student Supplies | ROB050925      | \$125.72   |
| 6/3/2025 | Staples Business Credit                  | Core Teaching/Student Supplies | 6032855690     | \$75.45    |
| 6/3/2025 | Staples Business Credit                  | Core Teaching/Student Supplies | 6032855694     | \$104.13   |
| 6/3/2025 | Staples Business Credit                  | Core Teaching/Student Supplies | 6032855699     | \$9.81     |
| 6/3/2025 | Thomas Olson                             | Core Teaching/Student Supplies | OLS050925      | \$126.88   |
| 6/3/2025 | A+ Tutoring                              | Educational Services           | 7010602172     | \$140.00   |
| 6/3/2025 | A+ Tutoring                              | Educational Services           | 7010605094     | \$560.00   |
| 6/3/2025 | A+ Tutoring                              | Educational Services           | 7010604966     | \$210.00   |
| 6/3/2025 | A+ Tutoring                              | Educational Services           | 7010605352     | \$2,800.00 |
| 6/3/2025 | ASTEME Learning Center                   | Educational Services           | 7010600581     | \$1,150.00 |
| 6/3/2025 | Academy of Music and Arts - Murrieta a   | Educational Services           | 7010607271     | \$410.00   |
| 6/3/2025 | Access Athle-Demics LLC                  | Educational Services           | 040            | \$2,500.00 |
| 6/3/2025 | Adriana Estrella                         | Educational Services           | EST051325      | \$130.00   |
| 6/3/2025 | Alique Pempejian                         | Educational Services           | PEM051425      | \$210.00   |
| 6/3/2025 | And All That Jazz! Performing Arts Cente | Educational Services           | 7010603255     | \$245.00   |
| 6/3/2025 | Anna Shildrick                           | Educational Services           | 006            | \$1,000.00 |
| 6/3/2025 | Ashley Westergaard                       | Educational Services           | WES051925      | \$500.00   |
| 6/3/2025 | Athena's Advanced Academy, Inc.          | Educational Services           | 7010607281     | \$188.49   |
| 6/3/2025 | Athena's Advanced Academy, Inc.          | Educational Services           | 7010603811     | \$565.47   |
| 6/3/2025 | Athena's Advanced Academy, Inc.          | Educational Services           | 7010603982     | \$188.49   |
| 6/3/2025 | Aynslene Kenolio                         | Educational Services           | KEN051525      | \$163.77   |
| 6/3/2025 | Brian Campos                             | Educational Services           | CAM051525      | \$249.00   |

## Elite Academic Academy - Lucerne

|          |   |                      |            |            |
|----------|---|----------------------|------------|------------|
| 6/3/2025 | Briana Mendoza Polintan                 | Educational Services | MEN051225  | \$400.00   |
| 6/3/2025 | Brittany Koehl                          | Educational Services | KOE051225  | \$500.00   |
| 6/3/2025 | Bryant Harrison                         | Educational Services | HAR051525  | \$65.00    |
| 6/3/2025 | Carolann Magani                         | Educational Services | 005        | \$350.00   |
| 6/3/2025 | Catina Haverlock                        | Educational Services | HAV051925  | \$350.00   |
| 6/3/2025 | Cece's Artistic Touch                   | Educational Services | 1011       | \$125.00   |
| 6/3/2025 | Cheryl McCormick                        | Educational Services | 042        | \$2,736.00 |
| 6/3/2025 | Christina Martin                        | Educational Services | MAR051225  | \$61.67    |
| 6/3/2025 | Christina Martin                        | Educational Services | MAR051325  | \$180.00   |
| 6/3/2025 | Ciera Speer                             | Educational Services | SPE050825  | \$110.00   |
| 6/3/2025 | Ciera Speer                             | Educational Services | SPE050925  | \$150.00   |
| 6/3/2025 | Creative Solutions Tutoring             | Educational Services | 7010601357 | \$204.00   |
| 6/3/2025 | Creative Solutions Tutoring             | Educational Services | 7010601597 | \$204.00   |
| 6/3/2025 | Cristina Medina                         | Educational Services | MED050925  | \$280.00   |
| 6/3/2025 | Cruz Montoya                            | Educational Services | MON121624  | \$80.00    |
| 6/3/2025 | Crystal Equels                          | Educational Services | EQU050825  | \$90.00    |
| 6/3/2025 | Crystal Miller                          | Educational Services | MIL051325  | \$200.00   |
| 6/3/2025 | D.D. & S Learning Systems Inc.          | Educational Services | 7010600855 | \$496.00   |
| 6/3/2025 | D.D. & S Learning Systems Inc.          | Educational Services | 7010600856 | \$1,798.00 |
| 6/3/2025 | D.D. & S Learning Systems Inc.          | Educational Services | 7010600859 | \$1,054.00 |
| 6/3/2025 | DRIVEN Tutoring                         | Educational Services | 7010607515 | \$1,875.00 |
| 6/3/2025 | Dawn Jacob                              | Educational Services | JAC051425  | \$260.00   |
| 6/3/2025 | Giordano's ATA Martial Arts             | Educational Services | 7010602203 | \$153.76   |
| 6/3/2025 | Hannah Mota                             | Educational Services | MOT051425  | \$400.00   |
| 6/3/2025 | JKG Learning - DBA Sylvan Learning of C | Educational Services | 7010602175 | \$472.00   |
| 6/3/2025 | Jackeline Orellana                      | Educational Services | ORE050825  | \$75.00    |
| 6/3/2025 | Jesus Arambula                          | Educational Services | ARA051925  | \$230.00   |
| 6/3/2025 | Julie Sanches                           | Educational Services | SAN051525  | \$600.00   |
| 6/3/2025 | Julissa Iniguez                         | Educational Services | INI051325  | \$153.00   |
| 6/3/2025 | Karla Noguera Celis                     | Educational Services | NOG051225  | \$110.00   |
| 6/3/2025 | Kristen Lansdale                        | Educational Services | 7010607307 | \$495.00   |
| 6/3/2025 | Kristen Lawrence                        | Educational Services | LAW051325  | \$49.00    |
| 6/3/2025 | Kristen Lawrence                        | Educational Services | LAW051525  | \$100.00   |
| 6/3/2025 | Krystal Vega                            | Educational Services | VEG051325b | \$165.00   |



## Elite Academic Academy - Lucerne

|          |                                   |                      |            |            |
|----------|-----------------------------------|----------------------|------------|------------|
| 6/3/2025 | Krystal Vega                      | Educational Services | VEG051325a | \$116.25   |
| 6/3/2025 | Krystal Vega                      | Educational Services | VEG051325  | \$150.00   |
| 6/3/2025 | LIVE Online Math                  | Educational Services | 7010604622 | \$659.00   |
| 6/3/2025 | Laura Craig                       | Educational Services | CRA050925  | \$240.00   |
| 6/3/2025 | Lisa Hagney                       | Educational Services | HAG052125  | \$21.99    |
| 6/3/2025 | LuAnn Poti                        | Educational Services | POT050825  | \$80.00    |
| 6/3/2025 | Marcela Wilde                     | Educational Services | WIL051325  | \$44.88    |
| 6/3/2025 | Maria Martinez                    | Educational Services | MAR050825  | \$75.00    |
| 6/3/2025 | Maricela De La Rosa               | Educational Services | DEL051425  | \$225.00   |
| 6/3/2025 | Maricela De La Rosa               | Educational Services | DEL051525  | \$240.00   |
| 6/3/2025 | Marie Jacklin                     | Educational Services | JAC050925a | \$50.00    |
| 6/3/2025 | Marie Jacklin                     | Educational Services | JAC050925  | \$50.00    |
| 6/3/2025 | Marisol Camarena                  | Educational Services | CAM051325  | \$148.00   |
| 6/3/2025 | Master Lee's Kung Fu San Soo      | Educational Services | 7010607316 | \$139.00   |
| 6/3/2025 | Megan Gilmour                     | Educational Services | GIL050925  | \$60.00    |
| 6/3/2025 | Melissa J. Diwa Enterprises       | Educational Services | 7010600850 | \$810.00   |
| 6/3/2025 | Melissa J. Diwa Enterprises       | Educational Services | 7010602173 | \$548.00   |
| 6/3/2025 | Melissa J. Diwa Enterprises       | Educational Services | 7010602908 | \$180.00   |
| 6/3/2025 | Melissa J. Diwa Enterprises       | Educational Services | 7010602529 | \$180.00   |
| 6/3/2025 | Melissa J. Diwa Enterprises       | Educational Services | 7010603812 | \$45.00    |
| 6/3/2025 | Melissa J. Diwa Enterprises       | Educational Services | 7010604807 | \$180.00   |
| 6/3/2025 | Michelle Snyder                   | Educational Services | SNY051925  | \$288.00   |
| 6/3/2025 | My Learning Studio                | Educational Services | 7010607325 | \$611.40   |
| 6/3/2025 | Nate & Alice Music Studio         | Educational Services | 7010605044 | \$160.00   |
| 6/3/2025 | Nicholas San Juan                 | Educational Services | SAN050825  | \$450.00   |
| 6/3/2025 | Nicole Long                       | Educational Services | LON052225  | \$250.00   |
| 6/3/2025 | Norris Performing Arts Center     | Educational Services | 7010600853 | \$278.00   |
| 6/3/2025 | Parnassus Preparatory Academy     | Educational Services | 7010600452 | \$4,174.74 |
| 6/3/2025 | Penny Carlson                     | Educational Services | CAR050925  | \$305.00   |
| 6/3/2025 | Raymond Banales                   | Educational Services | BAN052125  | \$180.55   |
| 6/3/2025 | Rebecca Carr                      | Educational Services | CAR051525  | \$482.50   |
| 6/3/2025 | Renee Garcia                      | Educational Services | GAR050825  | \$35.99    |
| 6/3/2025 | Rockstars of Tomorrow/Chino Hills | Educational Services | 7010602174 | \$330.00   |
| 6/3/2025 | Roxanne Chavez                    | Educational Services | CHA051425  | \$64.00    |

## Elite Academic Academy - Lucerne

|          |                                      |                                  |                |            |
|----------|--------------------------------------|----------------------------------|----------------|------------|
| 6/3/2025 | Saida McKinney-Smartt                | Educational Services             | MCK051225      | \$235.00   |
| 6/3/2025 | Saida McKinney-Smartt                | Educational Services             | MCK051225a     | \$235.00   |
| 6/3/2025 | Sarah Leyva                          | Educational Services             | LEY052225      | \$104.00   |
| 6/3/2025 | Sarah Shannon                        | Educational Services             | 031            | \$1,825.20 |
| 6/3/2025 | Science Guys of San Diego LLC        | Educational Services             | 666            | \$330.00   |
| 6/3/2025 | Sheffield Educational Services       | Educational Services             | 7010601268     | \$1,042.00 |
| 6/3/2025 | SoCal STEM LLC dba includEDucation*  | Educational Services             | 7010600966     | \$60.00    |
| 6/3/2025 | Sonya Rosenberg                      | Educational Services             | 7010607348     | \$280.00   |
| 6/3/2025 | Stephanie Lopez                      | Educational Services             | LOP051325      | \$306.00   |
| 6/3/2025 | Swing City                           | Educational Services             | 7010607392     | \$85.00    |
| 6/3/2025 | Swing City                           | Educational Services             | 7010603138     | \$255.00   |
| 6/3/2025 | Tashanique Moore                     | Educational Services             | MOO050925      | \$60.50    |
| 6/3/2025 | Temecula Valley Driving School       | Educational Services             | 7010604686     | \$489.00   |
| 6/3/2025 | The Claremont Club, LLC              | Educational Services             | 7010603002     | \$2,709.00 |
| 6/3/2025 | Thomas Bertling                      | Educational Services             | BER050825      | \$600.00   |
| 6/3/2025 | Thomas Bertling                      | Educational Services             | BER052125      | \$125.00   |
| 6/3/2025 | Tim Weaver                           | Educational Services             | WEA051525      | \$935.00   |
| 6/3/2025 | Tim Weaver                           | Educational Services             | WEA052225      | \$943.00   |
| 6/3/2025 | Travis Jourdain                      | Educational Services             | JOU051225      | \$125.00   |
| 6/3/2025 | Universal Martial Arts Centers, Inc. | Educational Services             | 7010607409     | \$425.00   |
| 6/3/2025 | Victory Tutoring                     | Educational Services             | 7010603342     | \$960.00   |
| 6/3/2025 | Wild Wind Ranch                      | Educational Services             | 7010602290     | \$585.00   |
| 6/3/2025 | Wild Wind Ranch                      | Educational Services             | 7010602537     | \$180.00   |
| 6/3/2025 | YouSchool, Inc.                      | Educational Services             | 999-999-2169   | \$3,000.00 |
| 6/3/2025 | Certifix Live Scan                   | Fingerprinting                   | 103104         | \$62.50    |
| 6/3/2025 | Blank Rome LLP                       | Legal Fees                       | 2279738        | \$1,529.00 |
| 6/3/2025 | Baseline Print, LLC                  | Marketing                        | 12088          | \$4,500.00 |
| 6/3/2025 | Video Approach                       | Marketing                        | 2025-016       | \$2,322.50 |
| 6/3/2025 | Video Approach                       | Marketing                        | 2025-018       | \$1,022.50 |
| 6/3/2025 | Amazon Capital Services, Inc.        | Materials & Supplies - Office    | 1VLY-3YCW-91CR | \$49.99    |
| 6/3/2025 | Alyssa Lorelle Feters                | Mileage, Parking & Tolls         | FET050825      | \$5.50     |
| 6/3/2025 | Active Security Services             | Misc. Operating Expense          | 001            | \$250.00   |
| 6/3/2025 | Thomas Olson                         | Postage & Delivery - Educational | OLS050925      | \$33.88    |
| 6/3/2025 | Diligent Corporation                 | Prepaid Expense                  | INV480923      | \$6,172.27 |

**Warrant Register: Apr 26, 2025 - June 5, 2025, April Credit Card Charges**

## Elite Academic Academy - Lucerne

|          |  |                                       |                    |             |
|----------|--|---------------------------------------|--------------------|-------------|
| 6/3/2025 | Kelvin Education, Inc.                 | Prepaid Expense                       | 1291               | \$636.50    |
| 6/3/2025 | Nexelm LLC                             | Rent - Facilities Lease               | ELM203_060125      | \$2,558.60  |
| 6/3/2025 | NCS Pearson, Inc.                      | Special Education Services            | 28647852           | \$277.00    |
| 6/3/2025 | NCS Pearson, Inc.                      | Special Education Services            | 28651416           | \$22.50     |
| 6/3/2025 | SBCSS                                  | STRS                                  | 005MaySTRS2025     | \$49,000.00 |
| 6/3/2025 | SBCSS                                  | STRS                                  | 005MaySTRS2025     | \$49,000.00 |
| 6/3/2025 | SBCSS                                  | STRS                                  | 005MaySTRS2025     | \$49,000.00 |
| 6/3/2025 | SBCSS                                  | STRS                                  | 005MaySTRS2025     | \$49,000.00 |
| 6/3/2025 | SBCSS                                  | STRS                                  | 005MaySTRS2025     | \$5,228.04  |
| 6/3/2025 | National Center for Competency Testing | Student Assessments                   | 157474             | \$711.50    |
| 6/3/2025 | National Center for Competency Testing | Student Assessments                   | 157498             | \$570.50    |
| 6/3/2025 | Boom Learning                          | Technology Services & Software - Educ | 20250509-141450220 | \$1,794.00  |
| 6/3/2025 | OPS                                    | Technology Services & Software - Educ | 2618               | \$1,970.05  |
| 6/3/2025 | School AI, Inc.                        | Technology Services & Software - Educ | INV-1508           | \$6,000.00  |
| 6/3/2025 | Alyssa Lorelle Fetters                 | Travel, Lodging & Meals               | FET050825          | \$5.17      |
| 6/3/2025 | Ashley Davis                           | Travel, Lodging & Meals               | DAV052725          | \$66.81     |
| 6/3/2025 | Sarah Shannon                          | Travel, Lodging & Meals               | SHA052825          | \$377.59    |
| 6/3/2025 | Thomas Olson                           | Travel, Lodging & Meals               | OLS050925          | \$60.57     |
| 6/3/2025 | Southern California Edison             | Utilities - Gas/Electric/Water        | 006JunSCE2025LU    | \$179.99    |
| 6/5/2025 | Kimberly Keeth                         | Educational Services                  | 7010607304         | \$2,020.00  |



**EMPLOYMENT AGREEMENT  
CHIEF EXECUTIVE OFFICER  
(CEO)  
Elite Academic Academy – Lucerne**

This agreement is entered into between the Board of Trustees, Elite Academic Academy Charter School – Lucerne (EAAL) and Chief Executive Officer (“CEO”). Ms. Ashlea Kirkland shall serve as Chief Executive Officer and Secretary to the Board pursuant to Education Code 35035.

**I. Term of Contract**

The term of the Agreement for Ms. Kirkland to serve as CEO will be from July 1st, 2025, through June 30th, 2027, subject to the terms and conditions hereinafter set forth.

On or before March 15<sup>th</sup> of each year, the Agreement shall automatically be extended for an additional year unless either the Board or the CEO provides contrary written notice to the other by March 15<sup>th</sup> of that concluding contract year.

**II. Compensation**

The CEO's salary for the 2025-2026 school year is \$125,000. In addition, Ms. Kirkland will receive associated STRS retirement compensation in accordance with the annual rates established by STRS. The CEO's salary for subsequent school years subject to this Agreement will be increased as follows:

- Beginning in the 2026-2027 school year, and all subsequent years, the CEO's salary shall be increased by an amount equal to 3%. The CEO reserves the right, at her sole and absolute discretion, to adjust her salary downward (only) or defer her salary in the event EAAL revenue warrants such action(s).
- Beginning July 1, 2025, the CEO shall receive a stipend of \$500 per month for office expenses, travel, and mileage (In lieu of any reimbursement except for provisions under Section VIII - Professional Duties).

### **III. Duties**

The CEO shall perform all duties in accordance with the laws of the State of California and the rules and regulations of the EAAL. All powers and duties legally delegated to the CEO are to be executed in accordance with the policies adopted by the Board.

The CEO shall organize, reorganize, and arrange all staff in a manner, which, in her judgment, best serves the organization. The board will ratify all staffing decisions. Additionally, the CEO will also have direct responsibility over the following areas:

- Program development
- Establishing new charters
- Charter expansion /growth
- Human Resources
- Curriculum & Instruction
- Public Relations
- Daily Operations
- Board Meeting agenda development and board support
- Budget Development / Implementation
- Marketing
- Provide oversight to all associated organizational activities

### **IV. Sick Leave**

The CEO shall accrue sick leave at the rate of one (1) day per month, per contract year. The sick leave may be accumulated without limit.

### **V. Work Year**

The CEO shall render twelve (12) months, 220 days of full and regular service during each annual period covered by this Agreement. The work year is normally exclusive of Saturdays, Sundays, and holidays. The CEO will also receive 25 vacation days per year (2.08/month). The CEO can carry over any unused vacation days and/or be paid her daily rate for associated days. All days will be verified by her work calendar. Upon termination of this agreement, the Chief Executive Officer shall be entitled to compensation for all unused or accrued vacation days.

### **VI. Benefits and Reimbursements**

State Teachers Retirement System (STRS).

The CEO shall be entitled to health, dental, and vision benefits.

In addition, after five years of service, upon her retirement, or disability, the CEO, after reaching the age of 50, shall receive the same medical, dental, and vision benefits as provided. This benefit shall include the CEO and eligible dependents and continue until the CEO is age 65. In the event the CEO shall pass away prior to reaching age 65, the spouse shall receive the benefits until the CEO would have reached 65. All statutes applicable to sick leave, disability leave and retirement for certificated employees shall apply.

## **VII. Membership Organization Dues**

The EAAL shall pay membership fees for the CEO in three professional organizations, and two community-based organizations of her choosing. The Board shall encourage the CEO to participate on professional committees and attend professional conferences.

## **VIII. Professional Duties**

The CEO shall endeavor to maintain and improve her professional competence by all available means, including joining and participating in appropriate local, state, and national professional educational associations and their activities, as well as professional development, workshops, conferences, visitations, and meetings. EAAL shall pay for all reasonable expenses incurred in connection with these activities. The CEO may undertake consultant work in other outside professional activities as long as it doesn't interfere with EAAL. Such days will be charged as non-contract days.

## **IX. Evaluation**

The Board may annually evaluate the performance of the CEO and the working relationship between the CEO and the Board(s). The annual evaluation may be in writing and completed by the first regular Board meeting in December of each year unless the Board and the CEO agree on another date. The Board's failure to complete an evaluation during any school year, its failure to timely complete or its failure to implement an action plan, shall have no legal effect upon the CEO's continuing employment.

## **X. Dispute Resolution**

- (a) **Mediation.** CEO and EAAL agree to make a good faith effort to settle any dispute or claim that arises under this Agreement through discussion and negotiations. In the event of a claim or dispute, the CEO or EAAL may request, in a writing to the other party, to refer the claim or dispute to mediation before the initiation of any Formal legal action. The request must be made within thirty (30) days of the claim or dispute first being raised by either party. Upon receipt of a request for mediation, both parties shall make a good faith effort to select a mediator and complete the mediation within sixty (60) days of the request for refer the claim or dispute to mediation. The mediator's fee, if any, shall be paid by EAAL. Each party shall bear her/its own attorneys' fees and costs. All persons who attend the mediation shall be bound by the confidentiality requirements of California Evidence Code

sections 1115 et seq.

- (b) **Binding Arbitration.** EAAL and CEO agree that, to the extent any claim or dispute between the parties is not resolved fully through mediation pursuant to Section X(a) hereinabove, such claim or dispute shall be submitted to binding arbitration conducted by Judicial Arbitration and Mediation Service (JAMS) pursuant to its Employment Arbitration Rules and Procedures. EAAL shall pay all fees for JAMS services to the extent required by law.

## **XI. Retirement or Termination of Contract**

This Agreement may be changed or terminated by mutual consent of the parties hereto provided, however, the party seeking such change or termination shall give not less than sixty (60) days written notice to the other party. Any termination without cause will result in payment to the CEO by EAAL in an amount equal to two (2) full years of salary.

Dated: \_\_\_\_\_, 2025

ELITE ACADEMIC ACADEMY CHARTER SCHOOL – LUCERNE

By: \_\_\_\_\_

I hereby accept this Offer of Employment and agree to comply with the conditions thereof and to fulfill all of the duties of employment as CEO of EAAL

\_\_\_\_\_

Dated: \_\_\_\_\_, 2025

By: \_\_\_\_\_

Ashlea Kirkland



## **CERTIFICATED NOTICE OF EMPLOYMENT**

I hereby accept this offer of employment (as outlined in the attached job description) and agree to comply fully with each and every condition thereof, and to fulfill faithfully all of the duties of employment as **Chief Academic Officer** of Elite Academic Academy- Lucerne for the 2025-2027 school years.

The terms of this employment offer are conditioned upon the receipt of proof of legal eligibility to work in the United States (IRS I-9) and successful completion of all background (Livescan) checks.

It is understood that the period of employment will be from July 1, 2025 - June 30, 2027. On or before March 15<sup>th</sup> of each year, the agreement shall automatically be extended for an additional year unless either the Board or the CEO provides written notice by March 15<sup>th</sup> of that concluding contract year.

Due to funding uncertainties generally, and more specifically associated with the School's required participation in the SB 740 funding process for non-seat-time charter schools, as well as the unpredictability of legislation affecting charter schools, the total amount of School funds available for employee compensation is often unknown to the School at the outset of any academic year. Accordingly, you will be paid a minimum annual salary of \$214,180 (or \$17,848.33 per month), less applicable withholdings for 232 days of work (see calendar attached) for the 25/26 school year, which amount may be adjusted upward, during or at the conclusion of the academic year, by the School's governing board in its sole discretion. [Note: This includes your salary of \$212,180 (which is a 3% increase from your 24/25 salary, of \$206,000) plus a \$2,000 salary in honor of your doctorate degree, for a total annual salary of \$214,180.] All subsequent years, the Chief Academic Innovations Officer salary shall be increased by an amount equal to 3%.

You will also receive a stipend of \$250 a month for travel and mileage (in lieu of mileage reimbursement), which should adequately cover any travel and mileage expenses you incur in the performance of your duties.

You will be paid once a month on, or before, the 26<sup>th</sup> of each month. Salary increases and annual bonuses may be awarded at the end of each calendar year, at the sole and absolute discretion of the CEO, based upon, among other things, your performance and the School's



overall performance during the calendar year.

You will be eligible for all benefits as generally offered to similarly situated employees of the School, including contributions to California State Teachers Retirement System, as further described in our Employee Handbook. The School also offers Health and Welfare benefits, after one month of employment, totaling \$10,800 a year (or \$900 a month), which can be used to purchase medical, dental, and vision insurance benefits offered through the Charter providers. You may “opt out” of medical insurance provided by the Charter and retain a monthly allotment of \$200. For more information, please see the plan benefits.

You will accrue 15 vacation days per year (1.25 per month), verified by your work calendar that must be used by the end of the contracted year, with a maximum of a 5-day rollover. With permission of the Chief Executive Officer, you may also cash out your vacation days during the contracted year. The Chief Academic Officer will also accrue sick days (as outlined in the Employee Handbook), and will be awarded 10 additional “non-contract” days, to be used at your request, and upon approval of the CEO, throughout the school year.

Notwithstanding any other provisions of this Agreement, the Board, at its sole discretion, shall upon giving thirty (30) days’ written notice, have the option to terminate this agreement without cause. Within the 30-day notice period, the Chief Academic Officer shall have the opportunity to propose a cure and correction plan to the CEO, and the Board shall have the sole discretion to allow the Chief Academic Officer to implement the cure and correction plan. If the Board elects the option to terminate this agreement, however, it shall pay the Chief Academic Officer in one (1) lump sum payment within one hundred twenty (120) days of giving written notice of termination, an amount equal to the lesser of the salary for a period of three (3) months or the salary for the number of months remaining on the agreement, if such remainder is less than three (3) months. In addition, the health benefits will be maintained by the charter school covering the same length of time or until the Chief Academic Officer finds other employment, whichever is less. The calculation for purposes of the lump sum payment shall not include any payment for vacation that would have been earned following thirty (30) days after the date of the notice of termination. If this agreement is terminated for cause, none of the aforementioned benefits will apply and the employee will forfeit any claims.

It is a condition of your employment that you review our Arbitration Agreement (attached) which provides that any disputes between you and the School be submitted to binding arbitration. You should notify the School in writing of any complaints you have with respect to your employment so that any issues can immediately be addressed and rectified.

It is also a condition of your employment that you sign our Confidentiality and Non-Disclosure Agreement (which you previously signed), which contains additional requirements for the protection of the School’s trade secret, confidential and proprietary information as well as an assignment to the School of the ideas, concepts and other intellectual property that you create while you are employed by the School.

Elite Academic Academy - Lucerne further acknowledges and agrees that during the term of this Agreement, the Chief Academic Innovations Officer may be engaged as a consultant, by one or more other institutions, so long as such engagement does not interfere with the duties and responsibilities of the Chief Academic Officer; and does not conflict, or compete, with the

interests of Elite Academic Academy - Lucerne. All consulting agreements must be pre approved by the CEO.

This offer of employment is subject to the laws of the State of California and Rules and Regulations of the State Board of Education and the Governing Board of the Charter. The terms and conditions set forth herein may be changed at any time by mutual consent of the contracting parties. The terms and conditions set forth herein may be changed at any time by mutual consent of the contracting parties. In the event that ADA declines or projections are not met after P1/P2 certification, resulting in a declining ending fund balance, the CEO reserves the right to re-negotiate and adjust the financial terms of the contract within 30 days of a written notice. The CEO reserves the right to make any assignment that your credential authorizes and to change that assignment at its discretion. The above salary rate is subject to review (upward or downward) of official transcripts and if verified experience does not agree with the unofficial information supplied in your application.

If you wish to accept this offer of employment, please sign and return within 5 days.

**Date:**

**Date:**

**Signed:** \_\_\_\_\_

**Signed:** \_\_\_\_\_

**Meghan Freeman - CEO**

**Laura Spencer  
Chief Academic Officer**

| Employee Code | Position                         | Payroll Profile Desc | Contract Start Date | Contract End Date | Fiscal Impact |
|---------------|----------------------------------|----------------------|---------------------|-------------------|---------------|
| RC            | Peak Performance Content Teacher | Lucerne              | 2025-06-23          | 2025-08-08        | \$10,200.00   |
| 25260638      | Temp Instructional Aide          | Lucerne              | 2025-07-02          | 2025-08-15        | 360 per week  |
| DG            | Peak Performance Content Teacher | Lucerne              | 2025-06-23          | 2025-08-08        | \$10,200.00   |
| 25260602      | Peak Performance Content Teacher | Lucerne              | 2025-06-23          | 2025-08-08        | \$9,520.00    |
| 25260558      | Peak Performance Content Teacher | Lucerne              | 2025-06-23          | 2025-08-08        | \$10,200.00   |
| 25260637      | Peak Performance Content Teacher | Lucerne              | 2025-06-23          | 2025-08-08        | \$9,520.00    |
| 25260639      | Temp SPED - Education Specialist | Lucerne              | 2025-06-23          | 2025-08-08        | 16320         |
| 25260415      | Temp Instructional Aide          | Lucerne              | 2025-07-02          | 2025-08-15        | 360 per week  |
| 25260309      | Temp Instructional Aide          | Lucerne              | 2025-07-02          | 2025-08-15        | 360 per week  |
| 25260612      | Temp Instructional Aide          | Lucerne              | 2025-05-21          | 2025-08-15        | 360 per week  |
| 25260447      | Temp Instructional Aide          | Lucerne              | 2025-06-11          | 2025-08-15        | 360 per week  |
| 25260553      | Temp TOSA                        | Lucerne              | 2025-06-23          | 2025-08-08        | \$16,320.00   |
| 25260630      | Content Teacher                  | Lucerne              | 2025-06-23          | 2025-08-08        | \$12,410.01   |
| 25260126      | Content Teacher                  | Lucerne              | 2025-06-23          | 2025-08-08        | \$12,410.01   |
| 25260527      | Content Teacher                  | Lucerne              | 2025-06-23          | 2025-08-08        | \$12,410.01   |
| 25260556      | Temp TOR                         | Lucerne              | 2025-06-23          | 2025-08-08        | \$10,200.00   |
| 25260436      | Temp TOR                         | Lucerne              | 2025-06-23          | 2025-08-08        | \$12,410.01   |
| 25260562      | Temp TOR                         | Lucerne              | 2025-06-23          | 2025-08-08        | \$10,200.00   |
| 25260389      | Temp TOR                         | Lucerne              | 2025-06-23          | 2025-08-08        | \$12,410.01   |
| 25260629      | Temp TOR                         | Lucerne              | 2025-06-23          | 2025-08-08        | \$12,410.01   |
| 25260543      | Temp TOR                         | Lucerne              | 2025-06-23          | 2025-08-08        | \$10,200.00   |
| 25260586      | Content Facilitator              | Lucerne              | 2025-06-23          | 2025-08-08        | \$10,200.00   |
| 25260479      | Peak Performance Content Teacher | Lucerne              | 2025-06-23          | 2025-08-08        | \$9,519.99    |
| 25260581      | Peak Performance Content Teacher | Lucerne              | 2025-06-23          | 2025-08-08        | \$9,519.99    |
| 25260371      | Peak Performance Content Teacher | Lucerne              | 2025-06-23          | 2025-08-08        | \$10,859.94   |
| 25260475      | Peak Performance Content Teacher | Lucerne              | 2025-06-23          | 2025-08-08        | \$11,900.01   |
| 25260424      | Peak Performance Content Teacher | Lucerne              | 2025-06-23          | 2025-08-08        | \$9,308.52    |
| 25260598      | Temp Independent Study Counselor | Lucerne              | 2025-05-09          | 2025-06-20        | \$16,320.00   |
| 25260618      | Temp Independent Study Counselor | Lucerne              | 2025-04-01          | 2025-06-27        | \$19,181.43   |
| 25260689      | Temp Independent Study Counselor | Lucerne              | 2025-05-09          | 2025-08-08        | \$16,320.00   |
| 25260620      | Temp Independent Study Counselor | Lucerne              | 2025-05-01          | 2025-06-27        | \$19,181.43   |
| 25260622      | Temp Independent Study Counselor | Lucerne              | 2025-05-09          | 2025-06-20        | \$16,320.00   |
| 25260584      | Temp Independent Study Counselor | Lucerne              | 2025-05-09          | 2025-08-08        | \$16,320.00   |
| 25260619      | Temp Level Up Admin Assistant    | Lucerne              | 2025-05-01          | 2025-08-17        | 600 per week  |
| 25260628      | Temp SPED - Education Specialist | Lucerne              | 2025-06-23          | 2025-08-08        | \$16,320.00   |
| 25260574      | Peak Performance Content Teacher | Lucerne              | 2025-06-23          | 2025-08-08        | \$16,320.00   |

## **SPEAKER ENGAGEMENT AGREEMENT**

**THIS AGREEMENT** is made, effective as of June 3, 2025, between Curt Truhe (“Speaker”) and Elite Academic Academy - Lucerne (“Company” or “EAAL”) (individually a “Party” and collectively the “Parties”).

**WHEREAS** Company desires to retain the services of the Speaker to present at an event, and the Speaker desires to provide speaking services to Company.

**NOW, THEREFORE**, in consideration of the mutual promises and covenants herein contained, the Parties agree as follows:

1. *Engagement.* The Company hereby engages the Speaker to serve as a guest speaker at the COACHES CLINIC event scheduled to take place on Tuesday, June 24, 2025, in Temecula, California (hereinafter referred to as “the Event”). The Speaker agrees to provide the following services:

- A 45-minute speaking engagement in person, included in the time is a 10–15 minute Q&A session.
- Submission of a content outline to the Company by Wednesday, June 18, 2025.

2. *Honorarium and Payment.* The Company agrees to provide the Speaker with an honorarium of \$2,500 as full compensation for these services. The Company will present the honorarium in the form of a check to the Speaker at the Event on June 24, 2025. No invoicing by the Speaker is required.

3. *Travel Expenses.* All travel expenses, including mileage and hotel accommodations, are available to the Speaker upon request and will be arranged or reimbursed by the Company as needed.

4. *Relationships of the Parties.* The Speaker is an independent contractor and not an employee of the Company. Nothing in this Agreement shall be construed to create a joint venture, partnership, or employment relationship between the Parties. The Speaker shall not represent to any third party that he has the authority to bind the Company in any way. The Speaker is solely responsible for any taxes due on the honorarium.

5. *Confidentiality.* The Speaker acknowledges that during the term of this Agreement, he may have access to or receive confidential and proprietary information belonging to the Company. The Speaker agrees not to disclose or use any such information except as required to perform the speaking engagement under this Agreement. The Speaker retains ownership of his original curriculum, proprietary resources, and educational content created prior to this engagement.

6. *Work Product.* Any materials specifically created for the Event by the Speaker

(such as presentation slides or handouts) shall remain the property of the Speaker, unless otherwise agreed in writing. The Company retains no ownership of such materials beyond their use in the Event.

7. Termination. This Agreement shall terminate upon completion of the speaking engagement at the Event on June 24, 2025. Either Party may terminate this Agreement at any time prior to the Event by providing written notice to the other Party. In the event of such termination, no compensation shall be due, unless the Speaker has already delivered services.

8. Choice of Law and Venue. This Agreement shall be governed by and interpreted in accordance with the laws of the State of California. Any disputes shall be resolved in the Superior Court for the State of California in Los Angeles.

9. Entire Agreement. This Agreement constitutes the entire understanding between the Parties and supersedes all prior discussions and agreements, whether written or oral.

10. Amendments. No modification or waiver of this Agreement shall be valid unless in writing and signed by both Parties.

11. Severability. If any provision of this Agreement is found to be invalid or unenforceable, the remaining provisions shall remain in full force and effect.

12. Counterparts. This Agreement may be executed in counterparts, including electronically transmitted copies, each of which shall be deemed an original and all of which together shall constitute one and the same agreement.

IN WITNESS THEREOF the Parties have executed this Agreement as of the date first above written.

Elite Academic Academy - Lucerne

---

By: Ashlea Kirkland  
Its: Chief Executive Officer

---

Curt Truhe  
Independent Contractor

## INDEPENDENT CONTRACTOR AGREEMENT

**THIS AGREEMENT** is made, effective as of July 1st, 2025 to August 3rd, 2025, between Justin Shaw (“Contractor”) and Elite Academic Academy - Lucerne (“Company” or “EAAL”) (individually a “Party” and collectively the “Parties”).

**WHEREAS** Company desires to retain the services of the Contractor, and the Contractor desires to provide services to Company.

**NOW, THEREFORE**, in consideration of the mutual promises and agreement hereinafter set forth the sufficiency of which is hereby acknowledged, the Parties agree as follows:

1. **Engagement.** Company hereby retains Contractor to serve as the Company’s PEAK PERFORMANCE Temporary Athletic Training Assistant. Specifically, Contractor agrees to perform the following duties, associated with this position, for Company; and such other services as Company may from time to time request:

**General Duties:**

- provide athletic testing preparation drills virtually and in-person for participating teams
- attend planning meetings for Peak Performance Stadium Event to prepare for role as event emcee
- act as event emcee for standardized athletic training and main program

2. **Engagement.** Company hereby retains Contractor to, and Contractor agrees to perform the above duties, associated with this position, for Company, and such other services as Company may from time to time request.

3. **Commissions.** Company will pay Contractor a total compensation of \$45.63 per hour for 20 hours per week for Contractor’s duties as PEAK PERFORMANCE Temporary Athletic Training Assistant. Contractor will send the company an invoice biweekly after services are rendered. Once approved, it will be processed and paid to the contractor within 15 business days.

4. **Regulatory Compliance.** If the Contractor is working with students, or in the office where students may reside, they must at all times comply with all laws regarding qualifications to work with or around students including, without limitation, state and federal fingerprint clearance (Live Scan) (Cal. Ed. Code § 44237) proof of clear TB test within 60 days of the Effective Date, as defined hereinbelow and updated every 4 years; and, valid state driver’s license.

5. **Expenses.** The Contractor will be responsible for bearing his own costs and expenses unless agreed to in advance by the Company and the Contractor provides proper documentation for the expense.

6. *Acknowledgments.* The contractor acknowledges and understands that he/she is an independent contractor and that he/she is not forming a traditional employer-employee relationship with the Company. The contractor is not entitled to participate in any plans, arrangements, or distributions pertaining to or connected with any compensation plan, health, dental, life, or disability insurance programs, or any other fringe benefits which Company, from time to time, may provide for its owners and/or employees if any. The Contractor shall be solely responsible for all costs incurred for health, dental, and/or life insurance on his behalf. The contractor shall be solely responsible for making all federal, state, and local tax deposits relating to compensation received as a result of his relationship with the Company and shall hold the Company harmless from and against any and all tax liability relating thereto. The contractor further agrees he is solely responsible for workers' compensation insurance for himself and any subcontractors she may hire, if any, and agrees to indemnify and hold the Company harmless for any workers' compensation claim of loss or damage arising in connection with the Contractor's performance of services under this Agreement.

7. *Term.* The contractor's engagement shall be effective July 1st, 2025 (the "Effective Date") and shall continue until August 3rd, 2025, including any necessary wrap-up tasks, unless the engagement is terminated by either Party prior to this date. To the extent the Contractor wishes to terminate this Agreement he must provide the Company with thirty (30) days advance written notice. The Company may terminate this Agreement at any time, with or without notice. Additionally, this Agreement shall terminate in the event of Contractor's death, inability to continue to provide services as described in this Agreement, or breach of any provision of this Agreement.

8. *Modification of this Agreement.* No waiver or modification of this Agreement, in whole or in part, will be valid unless it is made in writing and duly executed by the Parties. Any waiver of any term, condition, or provision of this Agreement will not constitute a waiver of any other term, condition, or provision hereof, nor will a waiver or any breach of any term, condition, or provision constitute a waiver of any subsequent or succeeding breach.

9. *Assignment.* This Agreement, the services to be performed, and all rights hereunder are personal to the Contractor and may not be transferred or assigned by the Contractor at any time. This Agreement shall be binding upon and inure to the benefit of the Company's successors and assigns. In the event of Contractor's death, inability to perform his duties, or his breach of this Agreement, Company shall have no further obligations hereunder other than to pay him or his estate any fees or expenses that are payable hereunder which are accrued and unpaid as of the date of either his death, disability, or breach.

10. *Confidentiality.* Contractor acknowledges that Company is in a highly competitive industry and that during the term of this Agreement, Contractor will have access to, receive, learn, and/or develop information that is proprietary, trade secrets, and/or confidential to the Company, including, but not limited to information about customers, prospects, financials, and marketing. Additionally, the Contractor will have access to and maintain, develop and initiate customer relationships and goodwill that are of value to the Company and which it has a legitimate interest in protecting.

At all times during and after the term of Contractor's engagement with Company,

Contractor shall not, except with Company's prior written consent, or except in the proper course of his performance of services for the Company, directly or indirectly, disclose, communicate, or divulge to any individual or entity, or use for his own benefit or the benefit of any other individual or entity, any confidential or proprietary knowledge or information concerning the conduct or details of Company's business, including without limitation, names of customers and prospects, details of contracts, technical know-how, methods of operation, marketing methods, other trade secrets, pricing, or other policies, prospects, and financial information. The contractor acknowledges that these provisions apply even to information that is developed or conceived by him alone or with others at the Company's direction, as well as to confidential and/or proprietary information received from any customer or other person or entity who does business with the Company; however, the Contractor will retain the ownership of his original curriculum, proprietary resources, and Educational content created prior to the contract with the Company.

Upon termination of Contractor's engagement with Company for any reason, Contractor shall immediately return to Company all correspondence, files, customer and prospect lists, notes, technical data, and other materials that contain any such confidential or proprietary knowledge or information, and Contractor shall not retain any copies of such materials. A violation of this paragraph shall be considered a material breach of this Agreement.

11. Work Product. The product of all work performed under this Agreement ("Work Product"), including without limitation all notes, reports, documentation, drawings, computer programs, inventions, creations, works, devices, models, work-in-progress, and deliverables that are conceived, made, reduced to practice, or learned by Contractor, solely or in conjunction with others, in the course of any work performed for the Company, will be the sole property of the Company, and Contractor hereby assigns to the Company all right, title and interest therein, including but not limited to all audiovisual, literary, moral rights and other copyrights, patent rights, trade secret rights, and other proprietary rights therein. The contractor retains no right to use the Work Product and agrees not to challenge the validity of the Client's ownership of the Work Product.

12. Choice of Law and Forum. This Agreement and the performance of services hereunder will be governed by the laws of the State of California. Any lawsuit filed by either Contractor or Company shall be filed in the Superior Court for the State of California in Los Angeles. The contractor and Company herein each consent to the personal jurisdiction and venue of said court over them and agree not to contest jurisdiction or the application of California law.

13. Attorneys' Fees. The Contractor agrees to indemnify the Company for its reasonable attorneys' fees and costs incurred in enforcing the terms of this Agreement should the Contractor violate any of its terms.

14. Entire Agreement. This Agreement contains the complete agreement of the Parties and will supersede any and all other agreements, understandings, and representations, whether oral or written, by and between the Parties hereto.

15. Relationship of the Parties. The Contractor is an independent contractor, not a Company employee. This Agreement does not constitute a joint venture, partnership, merger, acquisition, or employment relationship. The contractor does not have any authority to bind the Company or



enter into any contract on the Company's behalf (with the exception of routine purchase orders). The contractor is solely responsible for its debts, liabilities, and obligations, including obligations for income or other taxes, and the Contractor shall hold Company harmless for the same. The contractor shall prepare and file all tax returns required under applicable law. The contractor shall not incur any expense on behalf of the Company, shall not enter into any contract or agreement on behalf of the Company without prior written consent from Company, and shall not represent to any other person or entity that the Contractor is authorized to enter into any contract or agreement on behalf of Company or bind Company in any way unless she has prior written consent. Nothing herein requires the Company to offer services and work opportunities to the Contractor, and nothing herein requires the Contractor to accept work opportunities. Nothing herein requires the Contractor to work exclusively for the Company. The contractor may not hire any employees or engage any Contractor to assist in the performance of his duties hereunder, without the prior written consent of an Owner of the Company. The contractor shall fully indemnify and hold Company completely harmless for any and all expenses, costs, liabilities, and losses, including attorneys' fees, as a result of the Contractor's violation of any provision of this paragraph.

16. Severability: If any provision of this Agreement is construed to be invalid, illegal, or unenforceable, then the remaining provisions hereof shall not be affected thereby and shall be enforceable without regard thereto.


17. Binding Authority: The Company and its representative signing this Agreement agree and confirm that the undersigned individual has the right, power, and authority to sign this Agreement on behalf of the Company and to legally bind the Company to this Agreement with his signature.

18. Counterparts: This Agreement may be executed in one or more counterparts, each of which will be deemed to be an original copy of this Agreement, and all of which, when taken together, will be deemed to constitute one and the same agreement. The exchange of copies of this Agreement and of signature pages by facsimile or electronic transmission shall constitute effective execution and delivery of this Agreement as to the Parties and may be used in lieu of the original Agreement for all purposes. Signatures of the Parties transmitted by facsimile or email shall be deemed to be their original signatures for all purposes.

IN WITNESS THEREOF and intending to be legally bound, the Parties have executed this Agreement as of the date set forth above on the below-written date.

Elite Academic Academy - Lucerne

Signed by:  
  
 A413ZE406BF5494...  
 By: Meghan Freeman  
 Its: Chief Executive Officer

DocuSigned by:  
  
 3277C50BEA48452...  
 Justin Shaw  
 Independent Contractor

| ADMINISTRATIVE SALARY RANGE   |                              |                                 |  |
|---|------------------------------|---------------------------------|--|
| Cabinet/Directors   | 12 month calendar only       |                                 |  |
| Cabinet   | By Contract                  |                                 | * Split between both charters                |
| Special Education Director  | <b>\$160,000 - \$190,000</b> | *State Study Average \$ 155,000 | * Split between both charters (232 calendar) |
| Low   | \$160,000                    |                                 |  |
| Medium  | \$175,000                    |                                 |  |
| High  | \$190,000                    |                                 |  |
| Director  | <b>\$130,000 - \$160,000</b> | *State Study Average \$144,000  | * Split between both charters (232 calendar) |
| Low   | \$130,000                    |                                 |  |
| Medium  | \$145,000                    |                                 |  |
| High  | \$160,000                    |                                 |  |
| Associate Director  | <b>\$115,000-\$125,000</b>   | *State Study Average \$124,000  | * Split between both charters (232 calendar) |
| Low   | \$115,000                    |                                 |  |
| Medium  | \$120,000                    |                                 |  |
| High  | \$125,000                    |                                 |  |
| Assistant Director  | <b>\$100,000-\$115,000</b>   | *State Study Average\$105,000   | * Split between both charters (232 calendar) |
| Low   | \$100,000                    |                                 |  |
| Medium  | \$105,000                    |                                 |  |
| High  | \$115,000                    |                                 |  |
| Coordinator   | <b>\$90,000 - \$110,000</b>  | *State Study Average \$96,000   | * Split between both charters (232 calendar) |
| Low   | \$90,000                     |                                 |  |
| Medium  | \$100,000                    |                                 |  |
| High  | \$110,000                    |                                 |  |
|   |                              |                                 |  |
| * Admin has the right to place an employee on the Low, Medium or High starting salary pay range based on: |                              |                                 |  |
| #1a) Years of experience in the field   |                              | Pending Board Approval          |  |
| #1b) Years of experience working for EAA  |                              |                                 |  |
| #2) Annual increases, if given, are based on starting salary pay rate                                     |                              |                                 |  |
| ***Returning staff received 2% COLA for 25/26 school year.  |                              |                                 |  |

| BENEFITS/STIPENDS/RIDERS                                       |                          |                                       |
|--|--------------------------|---------------------------------------|
| Health Benefits Allowance                                      | \$900 per eligible month | 32+hours/week                         |
| Cash In Lieu of Health Benefits                                | \$200 per eligible month | 32+hours/week                         |
| Mileage/Travel Stipend   |                          |                                       |
| Full-Time Classified Staff/Certificated Teachers               | \$150/month              |                                       |
| Coordinators/Assistant Directors/Associate Directors/Directors | \$250/month              |                                       |
| Full-Time Remote Staff   | \$833.33/month           | Note: Base salary reduced by \$10,000 |
| Certificated Teaching Staff Riders                             |                          |                                       |
|  | Annual Amount            | Monthly Amount                        |
| Lead Teacher/Counselor/Service Provider                        | Low - \$10,000           | \$833.33                              |
|  | Mid - \$15,000           | \$1,250.00                            |
|  | High - \$20,000          | \$1,666.67                            |
| Masters Degree   | \$1,500.00               | \$125.00                              |
| Doctorate/PHD  | \$2,000.00               | \$166.67                              |
| SPED Program Specialist  | \$10,000.00              | \$833.33                              |
| Social Media and Marketing                                     | \$15,000.00              | \$1,250.00                            |
| Credit Recovery/Acceleration Lead                              | \$7,500.00               | \$625.00                              |
| MTSS   | Low - \$5,000            | \$416.67                              |
|  | Low/Mid - \$10,000       | \$833.33                              |
|  | Mid - \$15,000           | \$1,250.00                            |
|  | Mid/High - \$20,000      | \$1,666.67                            |
|  | High - \$25,000          | \$2,083.33                            |
|  | Cap - \$30,000           | \$2,500.00                            |
| Club Advisor   | Bi-Weekly Club - \$2,000 | \$166.67                              |
|  | Weekly Club - \$4,000    | \$333.33                              |
| Teaching a Course on the Master Schedule                       | \$8,250.00               | \$687.50                              |
| Academy Compliance Support                                     | \$6,000.00               | \$500.00                              |
| Community Relations Liaison                                    | \$6,000.00               | \$500.00                              |
| Content Support  | Low - \$2,500            | \$208.33                              |
|  | Mid - \$5,250            | \$437.50                              |
|  | High - \$8,000           | \$666.67                              |
| Parent Liaison Advisor   | \$6,000.00               | \$500.00                              |
| SOAR Development Team  | \$3,000.00               | \$250.00                              |
| Temp Level Up POD Lead   | \$1,500.00               | \$500 for 3 months (June-August)      |
| Temp Level Up Lead Teacher                                     | \$5,000.00               | \$1,000 for 5 months (April - August) |
| Curriculum Writer  | \$500.00                 | \$500 once upon completion            |
| In-Person Teaching   | \$500-\$1000             | once per semester                     |
| Director Riders  | Annual Amount            | Monthly Amount                        |
| Lead   | Low - \$5,000            | \$416.67                              |
|  | Mid - \$10,000           | \$833.33                              |
|  | High - \$15,000          | \$1,250.00                            |
| Large Academy (600+ students)                                  | \$10,000.00              | \$833.33                              |
| Retirement Benefits  |                          |                                       |
| 403B -Classified   | 7% Match                 |                                       |
| STRS- Certificated   | 19.10% match             |                                       |

Pending Board Approval

| CERTIFICATED STAFF STARTING SALARY RANGE   |                 |                             |                             |
|--|-----------------|-----------------------------|-----------------------------|
| <b>Teachers</b>  |                 |                             |                             |
| Full-Time Special Education - Education Specialist, and MTSS Content Teachers                                    |                 | 11 month (189 Day Calendar) | 12 month (224 Day Calendar) |
| Low  | \$424/day       | \$80,136                    | \$94,976                    |
| Medium   | \$462/day       | \$87,318                    | 103,488                     |
| High   | \$504/day       | \$95,256.00                 | 112,896                     |
| Part-Time Special Education - Education Specialist   |                 |                             |                             |
| Low  | \$53.00/hr      |                             |                             |
| Medium   | \$57.75/hr      |                             |                             |
| High   | \$63/hr         |                             |                             |
| Full-Time Teachers of Record, CTE Teachers, Content Teachers, TOSA, and Instructional Learning Coaches           |                 | 11 month (189 Day Calendar) | 12 month (224 Day Calendar) |
| Low  | \$335/day       | N/A                         | \$75,040                    |
| Medium   | \$365/day       | \$68,985                    | \$81,760                    |
| High   | \$400/day       | \$75,600                    | \$89,600                    |
| Part-Time Teachers of Record, CTE Teachers, Content Teachers, TOSA, and Instructional Learning Coaches           |                 |                             |                             |
| Low  | \$41.88/hr      |                             |                             |
| Medium   | \$45.63/hr      |                             |                             |
| High   | \$50/hr         |                             |                             |
| <b>Other</b>   |                 |                             |                             |
| Counselor  |                 | 11 month N/A                | 12 month (224 calendar)     |
| Low  | \$372/day       |                             | 83,328                      |
| Medium   | \$405/day       |                             | \$90,720                    |
| High   | \$441/day       |                             | \$98,784                    |
| Social Worker  |                 | 11 month (189 Day Calendar) | 12 month (224 Day Calendar) |
| Low  | \$268/day       | \$50,652                    | \$60,032                    |
| Medium   | \$292/day       | \$55,188                    | \$65,408                    |
| High   | \$318/day       | \$60,102                    | \$71,232                    |
| School Psychologist  |                 | 11 month (189 Day Calendar) | 12 month (224 Day Calendar) |
| Low  | \$582/day       | \$109,998                   | \$130,368                   |
| Medium   | \$634/day       | \$119,826                   | \$142,016                   |
| High   | \$691/day       | \$130,599                   | \$154,784                   |
| Speech and Language Pathologist  |                 | 11 month (189 Day Calendar) | 12 month (224 Day Calendar) |
| Low  | \$505/day       | \$95,445                    | \$113,120                   |
| Medium   | \$550/day       | \$103,950                   | \$123,200                   |
| High   | \$600/day       | \$113,400                   | \$134,400                   |
| Speech Language Pathology Assistant  |                 | 11 month (189 Day Calendar) | 12 month (224 Day Calendar) |
| Low  | \$240/day       | \$45,360                    | \$53,760                    |
| Medium   | \$320/day       | \$60,480                    | \$71,680                    |
| High   | \$400/day       | \$75,600                    | \$89,600                    |
| Occupational Therapist   |                 | 11 month (189 Day Calendar) | 12 month (224 Day Calendar) |
| Low  | \$402/day       | \$75,978                    | \$90,048                    |
| Medium   | \$469/day       | \$888,641                   | \$105,056                   |
| High   | \$536/day       | \$101,304                   | \$120,064                   |
| <b>Temp Employees</b>  |                 |                             |                             |
| Part-Time TEMPORARY Teachers of Record, CTE Teachers, Content Teachers, TOSA, and Instructional Learning Coaches |                 |                             |                             |
| Low  | \$45.63/hr      |                             |                             |
| Medium/Low   | \$60.00/hr      |                             |                             |
| Medium   | \$275-\$280/day |                             |                             |
| Medium/High  | \$300/day       |                             |                             |
| High   | \$350/day       |                             |                             |
| Full-Time TEMPORARY Teachers of Record, CTE Teachers, Content Teachers, TOSA, and Instructional Learning Coaches |                 |                             |                             |
| Base   | \$273.78/day    |                             |                             |
| Low  | \$319.41/day    |                             |                             |
| Medium/Low   | \$330/day       |                             |                             |
| Medium   | \$360/day       |                             |                             |
| Medium/High  | \$365/day       |                             |                             |
| High   | \$420/day       |                             |                             |
| Cap  | \$480/day       |                             |                             |
| * Admin has the right to place an employee on the Low, Medium or High starting salary pay range based on:        |                 |                             |                             |
| #1a) Years of experience in the field  |                 | Pending Board Approval      |                             |
| #1b) Years of experience working for EAA   |                 |                             |                             |
| #2) Annual increases given based on starting salary pay rate   |                 |                             |                             |
| ***Returning staff received 2% COLA for 25/26 school year.   |                 |                             |                             |

| CLASSIFIED STAFF SALARY RANGE   |                                   |                        |
|---|-----------------------------------|------------------------|
| Administrative Assistant  | \$25-\$40 per hour                | 238 Calendar           |
| Temp Year-Round Administrative Assistant  | \$16.50-\$20 per hour (PT)        | Temp calendar          |
|   |                                   |                        |
| IT Technology Support Coordinator   | \$50,000-\$70,000                 | 238 Calendar           |
| IT Technology Support   | \$18-25 per hour (FT or PT)       | 238 Calendar           |
| Temp Year-Round Community Relations Clerk   | \$18-\$25 per hour (PT)           | Temp calendar          |
| Community Relations Clerk   | \$18-\$25 per hour (FT or PT)     | 238 Calendar           |
| Community Relations Lead  |                                   | 238 Calendar           |
|   | Low - \$222/day                   | \$52,614               |
|   | Low/Medium - \$242/day            | \$57,354               |
|   | Medium - \$263/day                | \$62,331               |
|   | Medium/High - \$285/day           | \$67,545               |
|   | High - \$290/day                  | \$68,730               |
| CTE Liaison   |                                   | 224 Calendar           |
|   | Low - \$288/day                   | \$64,512               |
|   | Medium - \$312/day                | \$69,888               |
|   | High - \$336/day                  | \$75,264               |
|   |                                   |                        |
| Temporary Virtual Instructional Assistant   | \$18 per hour (PT and/or FT)      | Temp calendar          |
| Instructional Aide  | \$18-\$22 per hour (PT and/or FT) | 238 Calendar           |
| MTSS Instructional Aide   | \$28-\$35 per hour (PT and/or FT) | 238 Calendar           |
| Student Support Services Liaison  | \$16.50-\$20 per hour (PT)        | 238 Calendar           |
| SPED Scheduling Liaison   | \$20-\$26 per hour (PT and/or FT) | 238 Calendar           |
| SPED Suport and Compliance Assistant  | \$20-\$26 per hour (PT and/or FT) | 238 Calendar           |
| SPED Administrative Assistant   |                                   | 238 Calendar           |
|   | Low - \$285/day                   | \$67,830               |
|   | Medium - \$290/day                | \$69,020               |
|   | High - \$295/day                  | \$70,210               |
|   |                                   |                        |
|   |                                   |                        |
| * Admin has the right to place an employee on the Low, Medium or High starting salary pay range based on: |                                   | Pending Board Approval |
| #1a) Years of experience in the field   |                                   |                        |
| #1b) Years of experience working for EAA  |                                   |                        |
| #2) Annual increases given based on starting salary pay rate  |                                   |                        |

| Item                                  | Cost        | Vendor             | Notes   |
|---------------------------------------|-------------|--------------------|---|
|                                       |             |                    |   |
| <b>Subscription Accounts</b>          |             |                    |   |
| Student SSO/Rostering                 | \$7,601.50  | ClassLink          | Staff/Student Software Provisioning                     |
| Phishing & Awareness                  | \$3,866.00  | KnowBefore         | CyberSecurity   |
| Endpoint Detection Response (EDR)     | \$3,233.00  | Sophos Intercept X | CyberSecurity   |
| Cybersecurity Network Filtering / VPN | \$27,178.00 | Zscaller/Meraki    | CyberSecurity   |
| Password Manager                      | \$6,653.00  | 1Password          | CyberSecurity   |
| JAMF MDM Solution                     | \$7,500.00  | JAMF               | MacBook/iPad Management                                 |
| SCHED Renewal                         | \$1,134.00  | SCHED              | PD Scheduling Software                                  |
|                                       |             |                    |   |
| <b>Staff Productivity</b>             |             |                    |   |
| Work From Home kits for staff         | \$35,000.00 | Bluum              | mic, light, webcam, monitor setup                       |
| Projector                             | \$1,000.00  | Viewsonic          | PD Presentation tool                                    |
| MacBook Pro (8)                       | \$17,500.00 | Apple              | Replacement cycle upgrades                              |
|                                       |             |                    |   |
| <b>Student Learning</b>               |             |                    |   |
| K-2 iPad x 15                         | \$10,607.00 | Apple              | iPads with STM case and Logitech Crayon (3yr applecare) |
| 3D Printers                           | \$7,500.00  | Bambu Labs         | For Design Pathway 2 Printers + materials               |
| Laser Cutter                          | \$2,500.00  | Bluum Labs         | For Design Pathway                                      |
| Performing Arts media package         | \$5,000.00  | Bluum Labs         | Mics, Lights, Cameras for virtual productions           |
|                                       |             |                    |   |
| <b>Immersive Learning (VR)</b>        |             |                    |   |
| VR Headsets (100)                     | \$93,500.00 | Knoxlabs           | Increase VR capacity                                    |
| 360 Cameras (3)                       | \$7,500.00  | Insta360           | VR content immersive learning creation                  |

|                                   |                     |               |   |
|-----------------------------------|---------------------|---------------|---|
| Metaverse/VR Dev Computer & setup | \$3,500.00          | Corsair/Bluum | Immersive Technology development setup                    |
| Mocap                             | \$5,720.00          | Rokoko        | Animation software for VR development and CTE game design |
|                                   |                     |               |   |
|                                   |                     |               |   |
|                                   |                     |               |   |
|                                   |                     |               |   |
| <b>Total</b>                      | <b>\$246,492.50</b> |               |   |



### **Elite Spirit Cheer and Dance**

RE: Payment Schedule  
29061 La Ladera Road  
Menifee, CA 92584

This payment agreement is between “**Elite Spirit Cheer and Dance**” and “Elite Academic Academy- Mountain Empire and Elite Academic Academy- Lucerne” for the 2025/2026 Level Up Program's first learning period. This agreement is above and beyond the approved Elite Academic Academy community partner packet and MOU that was completed and approved by our board of directors. This supplemental agreement is only valid for the dates outlined below and for the supplemental services to our students in the area of “Athletic Enrichment Services.”

### **Important items to remember:**

1. Elite Academic Academy will submit 3 total purchase orders to **Elite Spirit Cheer and Dance** for Elite students enrolled in your program between the dates of **July 1, 2025**, and **August 02, 2025**. Upon receipt of each purchase order, you agree to respond with an invoice for the dollar amounts listed in the PO, after which Elite Academic Academy will disburse payment by the due dates listed below. Elite Academic Academy will commit to a payment schedule to **Elite Spirit Cheer and Dance** based on student attendance, using a daily rate of **\$17.86, per student**, for a calendar of **28 school days**.
2. In the event a student leaves the program before the end of a given invoice period, **Elite Spirit Cheer and Dance** will be paid using the daily rate and total number of days the student attended the program.
3. **Elite Spirit Cheer and Dance** understands that EAA cannot prepay for services.
4. All invoices submitted by **Elite Spirit Cheer and Dance** must include: Bill To information (Elite Academic Academy, 43414 Business Park Drive, Temecula, CA 92590); **Elite Spirit Cheer and Dance** information (must match W9); an invoice number; invoice date; student's name; purchase order (PO) number; weekly attendance days; amount per student; and total due.

### **Schedule Payment for Full Services**

|   | Date Range         | Days Invoiced  | Date Paid  |
|---|--------------------|----------------|--|
| Payment #1 \$214.29 (maximum)                         | July 1 – July 15   | 12 school days | 07/21/2025   |
| Payment #2 \$142.86 (maximum)                         | July 16 – July 24  | 8 school days  | 8/31/2025  |
| Payment #3 \$142.86 (maximum)                         | July 25 – August 2 | 8 school days  | 10/15/2025<br>(or until attendance has been confirmed) |
| <b>PAYMENT TOTAL: \$500<br/>PER STUDENT (maximum)</b> |                    |                |  |




5. **Payment #1** will only be paid for students who are fully enrolled with completed applications, master agreements, and have confirmed attendance in school and with **Elite Spirit Cheer and Dance** through **July 15th**. \$214.29 per student enrolled will be paid, assuming the student attended all 12 days for this period. If a student fails to attend any days in this period, their \$214.29 will be deducted by days missed times the daily rate (\$17.86).
6. **Payment #2** will only be paid for students who are fully enrolled with completed applications, master agreements, and have continued to attend for the learning period of **July 16th** through **July 24th**. \$142.86 per student enrolled will be paid, assuming the student attended all 8 days for this period. If a student fails to attend any days in this period, their \$142.86 will be deducted by days missed times the daily rate (\$17.86).
7. **Payment #3** will only be paid for students who are fully enrolled with completed applications, master agreements, and have continued to attend for the learning period of **July 25** through **August 2nd**. \$142.86 per student enrolled will be paid, assuming the student attended all 8 days for this period. If a student fails to attend any days in this period, their \$142.86 will be deducted by days missed times the daily rate (\$17.86).
8. **True-Up, Payment #3**. In addition to paying for days attended as described in #7, Payment 3 will take into consideration a final reconciliation of total owed for the entire program. Attendance records will be verified and agreed upon from **July 1st** to **August 2nd**. Payment 3 will ensure that the partner is paid the correct entire program total of (Total Students Enrolled in the Program x Number of Days They Attended x Daily Rate).
9. **Elite Academic Academy is responsible for supporting families/students in the completion of ALL academic requirements for our Level Up program. Your support in encouraging families/students to complete assignments is greatly appreciated and will support us in improving attendance, resulting in a better chance of full payment for your supplemental enrichment services.**
10. Students who drop out of the program early will have limited funds for enrichment, and payments will be prorated based on accurate attendance.
11. If **Elite Spirit Cheer and Dance** is deemed to have been overpaid for a student(s), Elite Academic Academy will subtract the total amount of overpayment from Payment #3. The amount of overpayment will be calculated using the daily rate of **\$17.86** multiplied by the days missed as stated on attendance reports.
12. If Elite Academic Academy has underpaid **Elite Spirit Cheer and Dance** for a student(s), Elite Academic Academy will ensure that the total funds for all students, in full attendance during the learning period, are paid by Payment #3.
13. This agreement is made solely between **Elite Spirit Cheer and Dance** and Elite Academic Academy. Should **Elite Spirit Cheer and Dance** choose to subcontract any


portion of their services, with a third-party partner, not vetted or approved by Elite Academic Academy, **Elite Spirit Cheer and Dance** will be strictly liable for all actions of said third-party partner, including dissemination of misinformation, and Elite Academic Academy will have the right to terminate this agreement with Partner, effective immediately, by providing written notice to **Elite Spirit Cheer and Dance**.

14. Elite Academic Academy reserves the right to **modify the above payment schedule dates** in the event the state of California defers scheduled payments to public schools. Elite will notify Community Partners in writing of the new proposed dates if this occurs.

We are very excited to form this partnership and provide an amazing opportunity for students!

Signed by:   
Signature: \_\_\_\_\_  
Meghan Freeman, CEO  
Elite Academic Academy

Date: 5/28/2025

Signed by:   
Signature: \_\_\_\_\_  
Cristina Planchon, CEO/Owner  
Elite Spirit Cheer and Dance

Date: 5/28/2025

# Bluum

Proposal for Foundations of  
Student Well-Being Research and  
Planning Support





**Stacey Kosch**  
Director of Professional  
Development

Stacey Kosch is the Director of Professional Development at Bluum. She and the professional development team are committed to supporting teachers in using their classroom technology in effective and impactful ways. She started her career as an elementary teacher where she developed her love of using classroom technology to create engaging and inspiring learning experiences. Now, as the Director of Professional Development, Stacey leads a team of licensed educators, whose classroom teaching experiences cover the span of early childhood to adult education, as well as administration. This team is not only focused on ensuring teachers are familiar with how to use the technology in their classroom, but also how that technology can be seamlessly integrated into the classroom environment to support creative and collaborative learning opportunities. The Professional Development team also supports instructional practices including blended learning, differentiation, using data to drive instruction, and many more.



**Dr. Katie Larsen**  
Senior Researcher &  
Education Strategist

Dr. Larsen is a Licensed Educational Psychologist and Nationally Certified School Psychologist. She has spent her career in education, as a special education teacher, school psychologist, trainer, and researcher. She received her masters in Education from Harvard University, and her doctorate in Clinical, Counseling, and School Psychology from the University of California, Santa Barbara. Dr. Larsen's breadth of experience lends a unique perspective to her audiences to integrate research and practice in a meaningful, immediately applicable way. Dr. Larsen now serves as Bluum's Senior Researcher and Education Strategist, where she focuses on studying the impact of Bluum's technology products and services on students and teachers.

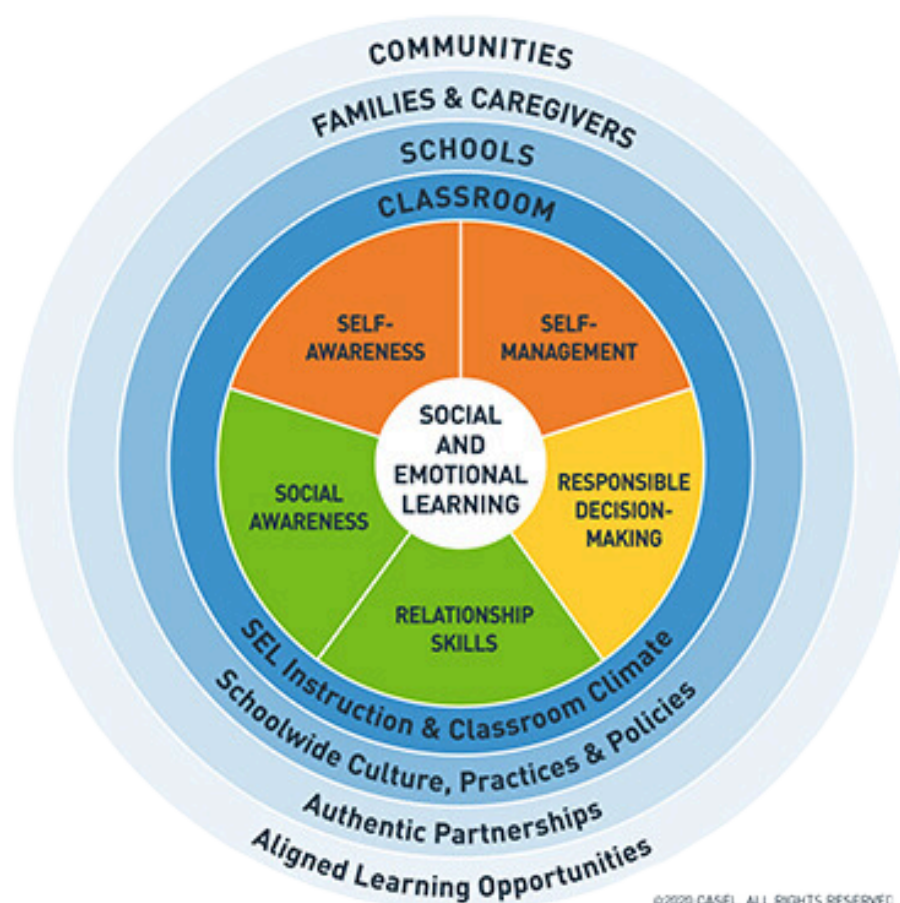


# Student Well-Being

Districts that adopt a strategic effort to support Student Well-Being intentionally and with a clear vision can see improvements in school climate, behavior, attendance, graduation rates, and academic achievement. However, too often, strategies are implemented in isolated contexts – a sporadic classroom in a grade level, a teacher with a particular interest in SEL, or a one-off lesson – or taught as disconnected, incomplete set of competencies with singular strategies.

Bluum's education strategists support schools & districts in their foundational knowledge, planning, and implementation of both prevention and intervention services as they relate to student well-being. Bluum partners with educators to build the foundations of a comprehensive, multi-tiered Student Well-Being Plan. Strategists will collaborate with site leaders to create and distribute a customized needs assessment, conduct qualitative interviews, and provide ongoing consultation as educators generate their tactical plan, as well as make recommendations for implementation goals and ongoing monitoring and support.

Bluum's Student Wellness Advisory leverages findings from a variety of sources, including the Collaborative for Academic, Social, and Emotional Learning (CASEL), the Social Emotional Learning Alliance (SEL4US), and the Committee for Children.



# Foundations

## Activities

- Week 1: Virtual Session
  - Develop Comprehensive Needs Assessment
- Week 2-4
  - Deploy Comprehensive Needs Assessment
- Week 4-6
  - Analysis of Data Gathered
- Week 7 - Virtual Session
  - Needs Assessment Report
  - Identify Key priorities to be added to Student Wellness Plan
- Week 8 - Virtual Session
  - Map existing resources and identify potential barriers
- Week 9 - Virtual Session
  - Set measurable goals and progress monitoring metrics related to key priorities. Possible topics may include:
    - SEL Curricula needs
    - Crisis management plan - gap analysis
    - Ongoing professional learning needs for educators - create Staff Training Plan
- Week 10 - Virtual Session
  - Establish roles and responsibilities for each element of Student Wellness Plan and timeline for implementation

## Outcomes

- Analytical report based on results of schoolwide needs assessment
- Development of internal leadership team focused on Student Well-Being
- Creation of standardized materials to support student well-being and crisis intervention and prevention, as well as safeguarding
- Build internal capacity to sustain student well-being programming





# Quote

## #350270

Bluum USA, Inc. (f.k.a. Troxell Communications Inc.)  
4675 E. Cotton Center Blvd  
Suite 155  
Phoenix AZ 85040  
www.bluum.com

11/21/2024

### Bill To

Laura Spencer  
ELITE ACADEMIC ACADEMY  
43414 Business Park Drive  
Temecula CA 92590  
Memo:

### Ship To

Laura Spencer  
ELITE ACADEMIC ACADEMY  
43414 Business Park Drive  
Temecula CA 92590

| Expires    | Sales Rep          | Contract | Terms  |
|------------|--------------------|----------|--------|
| 05/30/2025 | 748 Camille Verity |          | Net 30 |

| Qty | Item  | MFG |             |             |
|-----|---|-----|-------------|-------------|
| 1   | <b>Custom Product Bundle</b> Foundations: Virtual support through planning, data gathering, analysis, reporting.<br>Plus consultation through mapping resources, setting goals, and establishing roles and responsibilities |     | \$11,000.00 | \$11,000.00 |

*Please note that our tariff policy is outlined within our Terms and Conditions, which govern all sales and agreements. By proceeding with this order, you acknowledge and agree to the terms and conditions, including any applicable tariffs or fees that may apply.*

**\*\*Bluum provides professional development from former educators who are committed to providing world class instructional training. With the purchase of educational technology, we recommend including PD to ensure effective adoption. Ask about our getting started package, 3-hour remote and 6-hour onsite training.**

Cost split between schools:  
EAA-LU \$5,500  
EAA-ME \$5,500

|               |                    |
|---------------|--------------------|
| Subtotal      | \$11,000.00        |
| Tax Total     | \$0.00             |
| Shipping Cost | \$0.00             |
| <b>Total</b>  | <b>\$11,000.00</b> |

Thank you,

**Camille Verity**

E: [camille.verity@bluum.com](mailto:camille.verity@bluum.com)

[bluum.com](http://bluum.com)



350270



Bluum USA, Inc. (f.k.a. Troxell Communications Inc.)  
4675 E. Cotton Center Blvd  
Suite 155  
Phoenix AZ 85040  
[www.bluum.com](http://www.bluum.com)

Quote  
#350270

11/21/2024

To accept this quotation, sign here : \_\_\_\_\_

Printed Name/Title/Date : \_\_\_\_\_

Shipping and Billing Address listed on quote are accurate :[ ]Yes [ ]No

This document is subject to the terms and conditions found [here: www.bluum.com/terms-conditions](http://www.bluum.com/terms-conditions). For quotes over \$25,000 a Purchase Order is required, please reference this quote number on your PO. If purchasing via credit card a 2.5% surcharge fee will apply. For questions please contact your Bluum Account Representative. Please inspect product upon delivery. All claims for defective merchandise or errors in shipping must be made within five days after receipt of goods. Returns require an authorization number and must be made within 30 days. A minimum 25% restocking fee may apply with the exception of out of box failures and replacements under warranty.





**Elite Academic Academy – Lucerne**  
**RESOLUTION**  
**REGARDING ONE-TIME OFF-SCHEDULE SALARY INCREASE**  
**Adopted: June 12, 2025**

The undersigned, on behalf of Elite Academic Academy – Lucerne, a California nonprofit public benefit corporation (the “Company”), hereby certifies that the resolutions set forth below were adopted by the Board of Directors (the “Board”) of the Company, in accordance with Section 5211(a) of the California Nonprofit Corporation Law and Article VI of the Bylaws, at a duly noticed meeting held on June 12, 2025, Pacific Time. A quorum of the Board was present at the meeting.

---

**WHEREAS**, Elite Academic Academy – Lucerne implemented a fiscally conservative budget during the 2024–2025 school year due to the State of California’s projected deficits, deferrals, and uncertainty in funding for non-classroom-based public schools; and

**WHEREAS**, during this period, certificated and classified staff undertook duties and responsibilities significantly beyond their regular scope of work, including accepting additional student riders, maintaining elevated caseloads, and personalizing learning at scale without increasing staffing costs; and

**WHEREAS**, this collective effort contributed to:

- Reduced operational expenditures,
- Increased student retention,
- Attendance rates surpassing the school’s 95% projection, and
- Enhanced student outcomes and overall school performance;

**NOW, THEREFORE, BE IT RESOLVED THAT:**

1. The Board of Directors hereby approves a **one-time, off-schedule salary increase** for the 2024–2025 school year for all employees who:
  - Were employed by the school for at least **90% of the academic year**, and
  - Remained employed through the final contractual workday of the year.
2. This off-schedule payment shall be a **fixed, equal amount** for all qualifying employees and is provided as a **compensatory adjustment** for services rendered during a period of financial uncertainty and exceptional staff performance.
3. The **exact amount** of the one-time, off-schedule increase shall be determined by the **Business Department** during the year-end financial closeout process based on available funding, and shall fall within a **range of \$5,000 to \$7,000** per qualifying employee.
4. This is a **non-recurring, off-schedule adjustment** and shall not be added to any employee’s base salary or used to calculate future salary expectations.

5. The payment shall be processed in the next regular payroll cycle after final determination and shall be reported in accordance with all applicable laws, regulations, and audit requirements.

---

### **CERTIFICATE OF ADOPTION**

I hereby certify that the foregoing resolution was adopted by the Board of Directors on June 12, 2025, by the following vote:

| <b>Name</b>   | <b>Aye</b> | <b>Nay</b> | <b>Abstained</b> | <b>Absent</b> |
|---------------|------------|------------|------------------|---------------|
| [Insert Name] | ___        | ___        | ___              | ___           |
| [Insert Name] | ___        | ___        | ___              | ___           |
| [Insert Name] | ___        | ___        | ___              | ___           |

The undersigned further certifies that the foregoing Resolution has not been modified, amended, or rescinded and is in full force and effect as of the date hereof.

**By:** \_\_\_\_\_

**Name:** \_\_\_\_\_

**Title:** Board President, Elite Academic Academy – Lucerne

The Secretary of the Board certifies that the above is a true and correct copy of the resolution that was duly adopted at a meeting on June 12, 2025, of the Board of Directors.

**By:** \_\_\_\_\_

**Name:** Meghan Freeman

**Title:** Chief Executive Officer / Secretary to the Board


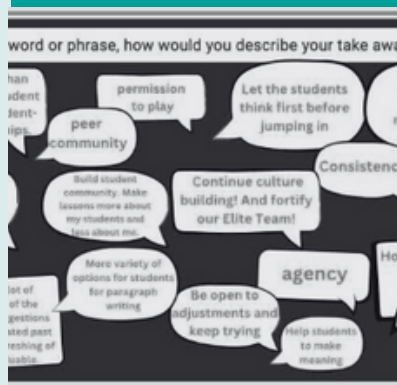
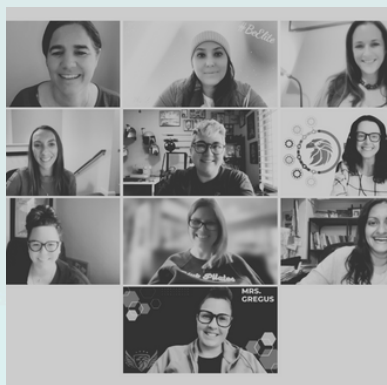
## FY 25.26

### LUCERNE

| Company                                    | Services Purchased, If Applicable | Type of Service                                       | Charter | Annual Fiscal Impact |
|--|-----------------------------------|---|---------|----------------------|
| Abre.io Inc                                | <a href="#">Abre.io</a> platform  | Student Analytics                                     | Lucerne | \$15,547.49          |
| Accelerate Education, Inc.                 | Canvas Content, Hosting, Support  | Approved Core Curriculum, Teacher Manuals & Textbooks | Lucerne | \$35,146.24          |
| Access Athle-Demics LLC                    |                                   | Athletic Consulting                                   | Lucerne | \$30,000.00          |
| Adobe                                      |                                   | Productivity Software                                 | Lucerne | \$5,247.42           |
| Anthem Blue Cross                          |                                   | Health Insurance                                      | Lucerne | \$473,119.86         |
| <a href="#">Bill.com</a>                   | Accounts Payable Platform         | Business Services                                     | Lucerne | \$4,286.83           |
| Branche Jones                              | Consulting                        | Educational Services                                  | Lucerne | \$18,000.00          |
| Instructure, Inc.                          | Canvas, Parchment                 | Curriculum  | Lucerne | \$20,127.45          |
| CliftonLarsonAllen LLP                     | Auditing, Tax Prep, Sage Intacct  | Accounting Fees / Audit                               | Lucerne | \$31,160.99          |
| Diligent Corporation                       | BoardEffect                       | Business Services                                     | Lucerne | \$6,172.27           |
| DocuSign Inc. Lockbox                      |                                   | Technology Services, Business                         | Lucerne | \$28,712.49          |
| Engage XR Limited                          | Access Licenses                   | Technology Services, Business                         | Lucerne | \$22,577.00          |
| Engageli, Inc.                             | Access Licenses                   | Technology Services, Educational                      | Lucerne | \$7,500.00           |
| Fliphtml5                                  | Flipbook Creation                 | Technology Services, Educational                      | Lucerne | \$894.00             |
| FlipSwitch Marketing LLC                   |                                   | Marketing   | Lucerne | \$18,615.68          |
| Great American Insurance Group             |                                   | General Liability Insurance                           | Lucerne | \$40,978.90          |
| Guardian                                   |                                   | Health Insurance                                      | Lucerne | \$78,837.17          |
| Google                                     | Google Workspace                  | Productivity Software                                 | Lucerne | \$12.00              |
| IntelliBoard, Inc.                         | Learning Analytics Platform       | Technology Services, Educational                      | Lucerne | \$7,500.00           |
| IXL Learning, Inc.                         | Curriculum Platform               | Approved Core Curriculum, Teacher Manuals & Textbooks | Lucerne | \$36,641.50          |
| Curriculum Associates                      | iReady                            | Testing   | Lucerne | \$26,310.44          |
| JAMF Software, LLC                         | Network/Device Protection         | Technology Services, Business                         | Lucerne | \$0.00               |
| Kaiser Foundation Health Plan              |                                   | Health Insurance                                      | Lucerne | \$262,403.34         |
| Lexia Learning Systems LLC                 | Reading Curriculum                | Approved Core Curriculum, Teacher Manuals & Textbooks | Lucerne | \$2,700.00           |
| Mailchimp                                  |                                   | Business Services                                     | Lucerne | \$600.00             |
| Marsh & McLennan Agency, LLC               |                                   | Workers Compensation                                  | Lucerne | \$59,912.43          |
| McColgan & Associates, Inc                 |                                   | Special Education Services                            | Lucerne | \$15,520.63          |
| Microsoft                                  | Productivity Software             | Technology Services, Business                         | Lucerne | \$2,029.50           |
| Mimeo.com, Inc                             |                                   | Core Teaching/Student Supplies                        | Lucerne | \$60,516.29          |
| Monday.com Ltd                             | <a href="#">Monday.com</a>        | Technology Services, Business                         | Lucerne | \$59,665.50          |
| Mystery Science                            | Science Curriculum                | Approved Core Curriculum, Teacher Manuals & Textbooks | Lucerne | \$925.86             |
| NexelM LLC                                 |                                   | Rent, Facilities Lease                                | Lucerne | \$30,703.20          |
| OPS  | Purchasing System                 | Technology Services, Educational                      | Lucerne | \$21,522.11          |
| ParentSquare, Inc.                         | Engagement Platform               | Technology Services, Educational                      | Lucerne | \$5,525.89           |
| Pitney Bowes Global Financial Services LLC |                                   | Postage & Delivery, Educational                       | Lucerne | \$70,000.00          |
| Prime Educational Solutions                |                                   | Back Office Services                                  | Lucerne | \$2,365,355.19       |
| Renaissance                                | Nearpod, Freckle, Flocabulary     | Technology Services, Educational                      | Lucerne | \$2,609.50           |
| Riverside Insights                         | EasyCBM                           | Special Education Services                            | Lucerne | \$547.90             |
| Rosetta Stone, LLC c/o IXL Learning        | Foreign Languages                 | Technology Services, Educational                      | Lucerne | \$4,430.22           |
| School Pathways Holdings, LLC              | Compliance                        | Technology Services, Educational                      | Lucerne | \$97,151.24          |
| Solarwinds                                 | IT Help Desk                      | Technology Services, Business                         | Lucerne | \$5,616.00           |
| Starlink                                   | Internet                          | Network Connectivity                                  | Lucerne | \$810.00             |
| Strongmind, Inc                            | Strongmind Curriculum             | Curriculum  | Lucerne | \$126,164.29         |
| Studies Weekly                             |                                   | Approved Core Curriculum, Teacher Manuals & Textbooks | Lucerne | \$35,142.19          |
| Stukent, Inc.                              | CTE Tools                         | Technology Services, Educational                      | Lucerne | \$2,885.00           |
| T-Mobile                                   | Network Access                    | Technology Services, Educational                      | Lucerne | \$83,297.18          |
| Rentable USA                               | Temecula Office                   | Rent, Facilities Lease                                | Lucerne | \$33,798.00          |
| YouSchool, Inc.                            | Social Emotional based PD         | Professional Development                              | Lucerne | \$24,000.00          |
| Zoom Video Communications Inc.             | Zoom Platform                     | Business Services                                     | Lucerne | \$19,816.31          |

# ELITE<sup>x</sup> PROPOSAL

## 2025-2026 SCHOOL YEAR



# OUR WORK

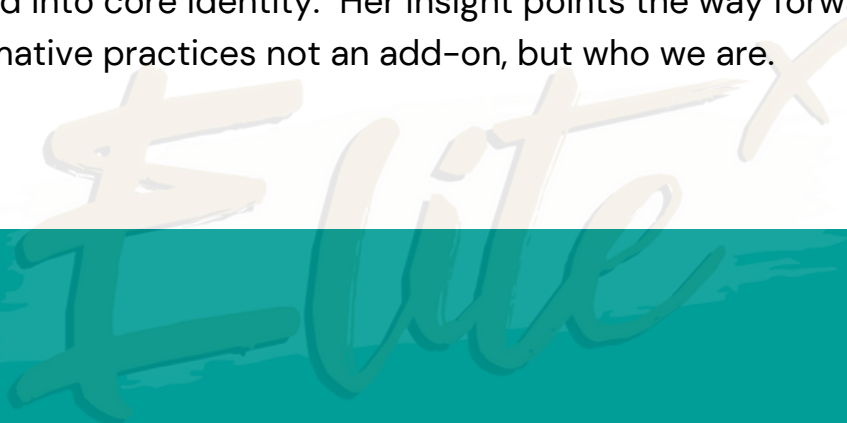


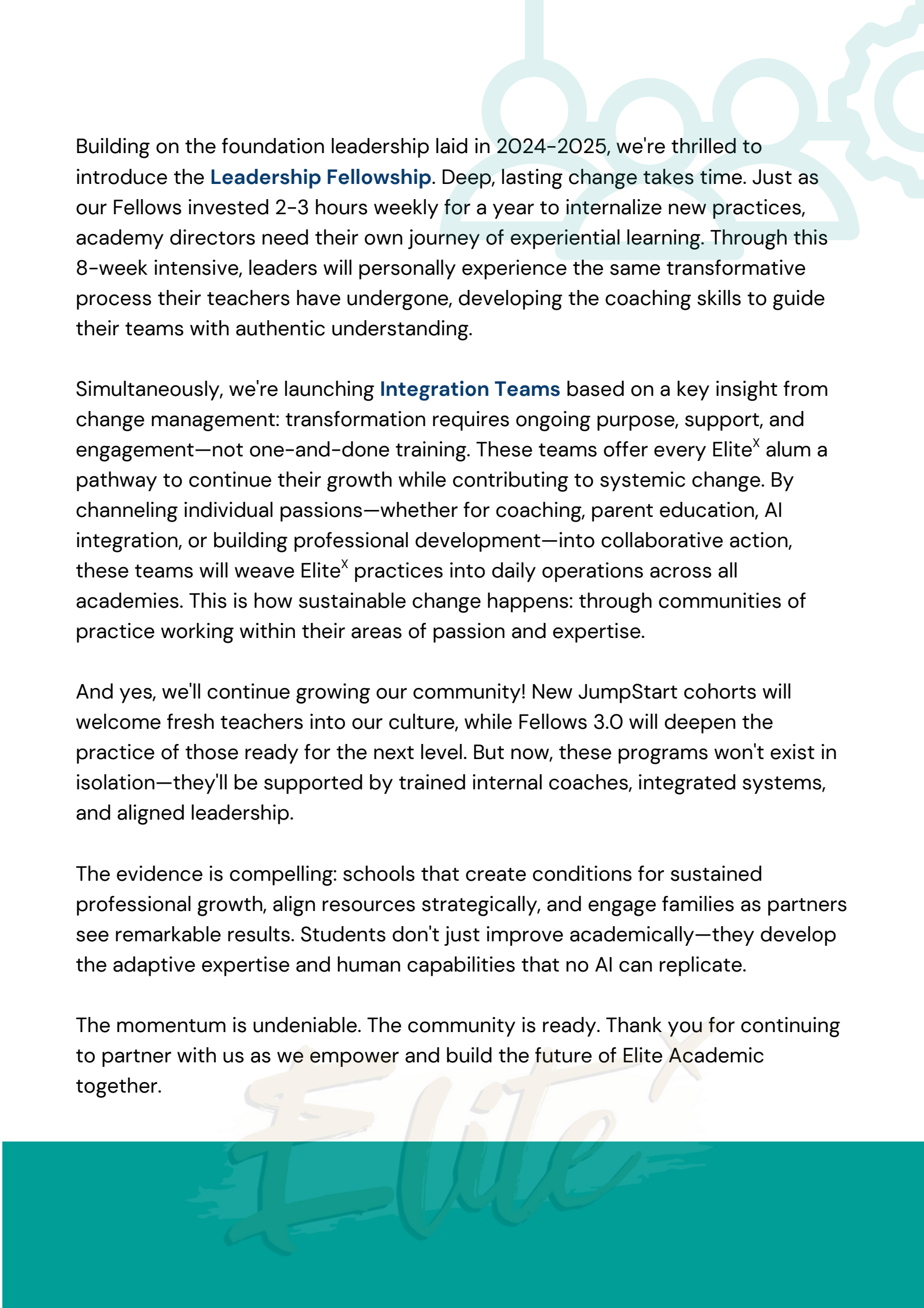
What an extraordinary journey we've been on together! In 2024–2025, we celebrated as dozens of teachers across Elite Academic transformed their practice through the Fellowship and JumpStart programs. These educators are now confidently facilitating learning environments where students construct meaning, ask profound questions, and synthesize knowledge across disciplines. As Barbara Craig from Fellows Round 2 explains, "Flipping I Do, We Do, You Do around which allows students to struggle, fail, discover, encourage, collaborate and explore concepts (not just content). Self discovery is more powerful and has longevity in retaining concepts, so I am helping to facilitate this."

This transformation reflects a fundamental shift: when educators are empowered with sustained, personalized coaching, they create learning environments that cultivate curiosity, critical thinking, collaboration, communication, creativity, and compassion—the very competencies students need to thrive in an AI-transformed world.

This groundswell of transformation naturally leads us to our next exciting chapter. With so many teachers now fluent in reducing their "teacher footprint" while increasing student agency, it's time to weave these approaches into the very fabric of Elite Academic.

As Monique Waithe, Director of Flex Academy, observed during our strategic planning sessions, "As an organization, Elite<sup>x</sup> still feels separate as opposed to being integrated into core identity." Her insight points the way forward: making these transformative practices not an add-on, but who we are.





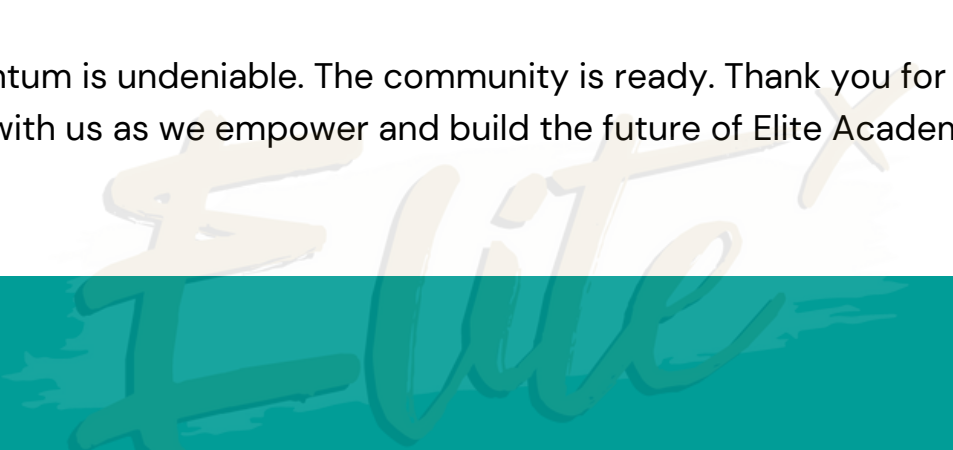
Building on the foundation leadership laid in 2024–2025, we're thrilled to introduce the **Leadership Fellowship**. Deep, lasting change takes time. Just as our Fellows invested 2–3 hours weekly for a year to internalize new practices, academy directors need their own journey of experiential learning. Through this 8-week intensive, leaders will personally experience the same transformative process their teachers have undergone, developing the coaching skills to guide their teams with authentic understanding.

Simultaneously, we're launching **Integration Teams** based on a key insight from change management: transformation requires ongoing purpose, support, and engagement—not one-and-done training. These teams offer every Elite<sup>x</sup> alum a pathway to continue their growth while contributing to systemic change. By channeling individual passions—whether for coaching, parent education, AI integration, or building professional development—into collaborative action, these teams will weave Elite<sup>x</sup> practices into daily operations across all academies. This is how sustainable change happens: through communities of practice working within their areas of passion and expertise.

And yes, we'll continue growing our community! New JumpStart cohorts will welcome fresh teachers into our culture, while Fellows 3.0 will deepen the practice of those ready for the next level. But now, these programs won't exist in isolation—they'll be supported by trained internal coaches, integrated systems, and aligned leadership.

The evidence is compelling: schools that create conditions for sustained professional growth, align resources strategically, and engage families as partners see remarkable results. Students don't just improve academically—they develop the adaptive expertise and human capabilities that no AI can replicate.

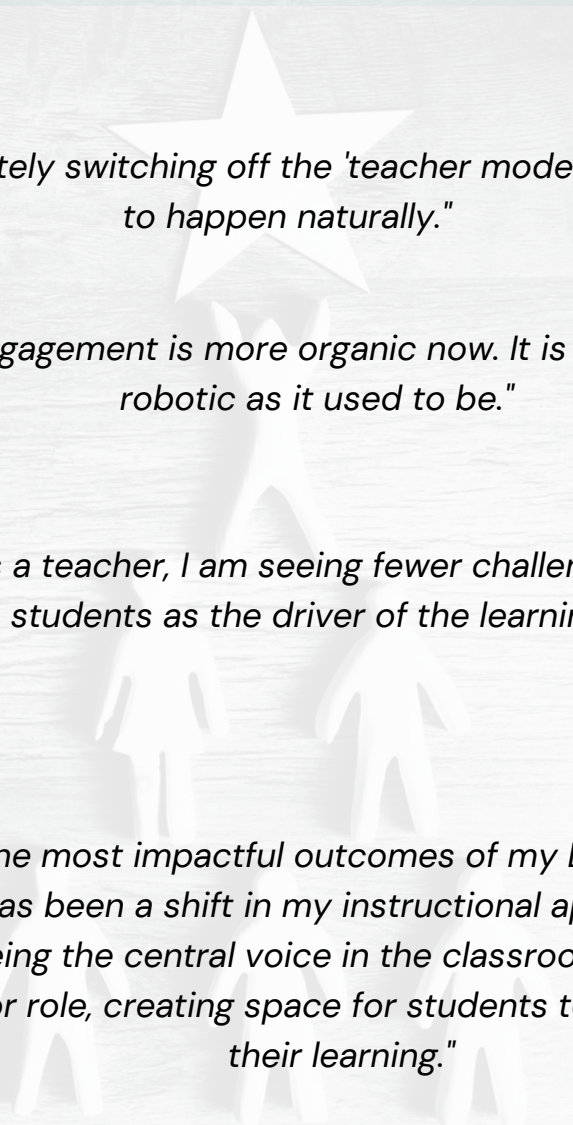
The momentum is undeniable. The community is ready. Thank you for continuing to partner with us as we empower and build the future of Elite Academic together.







**"I've intentionally reduced my teacher footprint, allowing students to take the lead in strengthening our classroom community. This transformation in discussion facilitation has directly boosted student engagement and participation. Students feel safe voicing their opinions, are more confident, and often volunteer to demonstrate newly learned skills."**  
– Rebecca Smith, Fellows Round 2



*"For me, it's definitely switching off the 'teacher mode'; allowing learning to happen naturally."*

*"Classroom engagement is more organic now. It is not so scripted or robotic as it used to be."*

*"I feel happier as a teacher, I am seeing fewer challenging behaviors with students as the driver of the learning."*

*"One of the most impactful outcomes of my EliteX Fellowship experience has been a shift in my instructional approach. I've moved away from being the central voice in the classroom to adopting more of a facilitator role, creating space for students to take ownership of their learning."*

# Summer Leadership Academy Overview

## Knowing -> Being

We have learned that leaders need their own transformative experience to authentically guide and support their teams. Our overarching goal in our work with leadership in 2025–2026 is to provide directors and department leads with a parallel journey—not as teachers, but as leaders discovering what it means to coach with empathy and lead with a design thinking mindset.

The Leadership Fellowship adapts the proven format our teachers know: individual coaching, small groups, and weekly full-group design sessions exploring "how might we?" questions specific to their leadership challenges. This structure allows directors to experience the power of sustained coaching, collaborative problem-solving, and reflective practice—the same elements that have transformed our teachers' practice. Through this format, they'll develop their own insights about leading change, supporting transformation, and building academy cultures where Elite<sup>x</sup> principles thrive.

### TIME COMMITMENT

This intensive, deep dive part of this program will run from June 23<sup>rd</sup> through Aug 15th



**PER WEEK = 2 HRS  
& 35 MIN**

From September through the end of the school year, we'll meet monthly with full leadership and monthly by department as accountability partners, ensuring summer goals become daily practice.



**PER MONTH TOTAL = 1.5 HRS**



**1:1  
COACHING  
Every Week  
(Summer)**



**Anna**



**Full Group PD  
1hr / Week  
(Summer)**



**Sam**



**SMALL GROUP  
COACHING  
1 hr/week**  
Grouped by Department  
(Including Lead Teachers)



**Lucy**



# Summer Leadership Academy Details

June-23-August | Target Participants

## 11 Academy Directors/Department Heads:

- Monique (FlexAcademy)
- Evan (Homeschool)
- Crystal (Virtual Academy)
- Jen (Special Education)
- Misty (Special Education)
- Lupe (CTE)
- Marisa (Curriculum)
- Karen (MTSS)
- Chelsie (Home School)
- Kris M (Support Services)
- Brett Shapiro (Edtech Director)



**Anna**

### Program Components:

INDIVIDUAL COACHING WITH ANNA

#### TIME COMMITMENT

Weekly Time Commitment.



**35 MIN PER WEEK**

### Objectives:

- Deliver EliteX philosophy through personalized coaching
- Practice applying TWIG principles to leadership contexts
- Develop coaching skills for supporting teams

EliteX

# Academy Small Groups

ALIGNMENT ON  
CALIBRATIONS +  
COACHING SKILLS WITH  
LUCY & ANNA



Lucy



Anna

## TIME COMMITMENT

Weekly Time Commitment.



PER WEEK = 60  
MINUTES

## Groups:

- Group 1: SPED/MTSS (includes Teacher Leads)
- Group 2: CTE/Content (includes Teacher Leads)
- Group 3: Homeschool (includes Teacher Leads)
- Group 4: Virtual (includes Teacher Leads)
- Group 5: Flex (includes Teacher Leads)



## Objectives:

- Analyze teaching clips together to build shared understanding
- Practice providing feedback using TWIG language
- Roleplay coaching with Anna for part of every session leveraging the clip
- Run modeling sessions showing effective coaching conversations
- Provide targeted individual coaching to build leadership confidence
- Create opportunities for directors to practice with immediate feedback

# Full Group PD



**FULL GROUP SESSION WITH  
SAM**



**Sam**



**TIME: 60 MINUTES/WEEK**  
45-MINUTE TRANSFORMATIONAL DESIGN AND  
REFLECTION EXPERIENCES

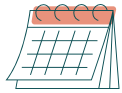
## Objectives

- Experience the same fellowship structure their teachers do. We gave everyone the student experience when they participated in NXTLVL games. However, we haven't yet helped them step into the shoes of the team members they lead.
- Engage in design thinking with reflective leadership practices rooted in empathy, identity, and values
- Enable leaders to prototype how and what to bring into their tactical plans while deepening self-awareness
- Explore design thinking as the mindset shift needed to move from implementation to innovation and from compliance to problem-solving

Elite

# Integration Teams: School Year

Transforming individual passion projects into collective action that moves Elite<sup>x</sup> practices into the wider Elite Academy world.



AUG KICK OFF – 1HR +  
SEPT 2025 – JUNE 2026 –  
1HR/BI-MONTHLY



Lucy



Anna



Sam



Convert individual passion into collective impact through teams that build sustainable systems.



Fellows & JumpStarters will be invited to apply to the team that resonates most with them during June.

## Descriptions



### COACH THE COACH

- **Lead:** Anna
- **Participants:** Up to 7 selected applicants
- **Objectives:**
  - Transform educators into skilled coaches
  - Support Fellows 3.0 in Spring under Anna
  - Create coaching documentation library

### SCALABLE ELITE<sup>x</sup> PD

- **Lead:** Sam
- **Time Commitment:** 1 hr every other week – modules complete by Winter break
- **Jan–May:** Monthly meetings with directors/academies for wider rollout & modifications
- **Objective:** Transform Elite<sup>x</sup> from consultant-dependent training to sustainable, scalable academy-owned development.




### CROSS-ACADEMY CONNECTION

- **Lead:** Lucy
- **Objectives:**
  - Identify collaboration opportunities
  - Plan cross-academy structures



### PARENT INTEGRATION

- **Lead:** Lucy
- **Objectives:**
  - Create resources to help parents understand and support student agency
  - Design parent-facing versions of TWIG concepts for home learning
  - Build strategies for parents as learning coaches (not just homework helpers)



### AI INTEGRATION:

- **Leads:** Lucy & Anna collaborate with Marisa (Marisa leads)
- **Objectives:**
  - Review available AI tools to understand how AI might help integrate Elite<sup>x</sup> principles
  - Plan training approach
  - Identify pilot opportunities



### REQUIREMENT FOR ALL TEAMS

#### All Elite<sup>x</sup> Participants Must:

- Submit 2 clips per month (max 6 minutes each)
- Evaluate 1 clip every other week
- Use Lucy's designed questionnaire

# New JumpStart Cohort



**MID-SEPTEMBER  
THROUGH THANKSGIVING**



**1 HR/WEEK/GROUP**



JumpStart provides an immersive experience through NXTLVL games. Participants learn what the student experience feels like.



**AUDIENCE:**  
Open to as many educators as Elite would like to enroll.



**Lucy**

## Setting the Culture

### Pathway to Fellowship

As Elite<sup>x</sup> becomes the expected pathway to leadership, JumpStart provides the essential foundation—all teachers who want to join can access these transformative experiences. By immersing new hires & other interested educators in collaborative learning, productive struggle, and reflection from the start, we're not just orienting them to Elite; we're establishing the mindset and practices that define excellence here.

This creates a powerful pipeline: new teachers enter through JumpStart, deepen their practice in Fellows, and emerge as the coaches and leaders who will sustain Elite's vision. Without JumpStart, new teachers risk developing habits we'll later need to undo. With it, they begin their Elite journey already embodying the principles that make the student experience extraordinary.

# Fellows 3.0



**JAN 2026 – JUNE 2026**



**2 HOURS EVERY OTHER WEEK,  
1 HOUR A WEEK ON THE OFF WEEKS**



We will target a group of  
20 teachers for this cohort.



**1:1  
COACHING  
EVERY OTHER  
WEEK**



**Anna**



**PD  
1x  
PER MONTH**



**Sam**



**SMALL GROUP  
COACHING 2x PER  
MONTH**



**Lucy**

## 1:1 Coaching

Fellows 3.0 marks a pivotal shift in how we build coaching capacity. The Coach-the-Coach Integration Team members, having understood coaching foundations through intensive work with Anna in Sept – Dec, will now serve as assistant coaches for Fellows 3.0 participants.

Each new Fellow will receive coaching from these trained assistant coaches (in addition to 1:1 time with Anna) who will record their sessions and receive weekly feedback from Anna in small group sessions. This creates a powerful multiplier effect: as our coaches develop their skills with real Fellows, they're simultaneously building the internal capacity that will make Elite<sup>x</sup> sustainable for years to come.

# Ongoing Leadership Work



**SEPTEMBER 2025 – MAY 2026**



**LEADERSHIP MEETING PRESENTATION –  
40 MIN/MONTH + MONTHLY DEPT  
CHECKINS (30 MIN)**



The EliteX Team will run hands on simulations to help the leadership team understand what's happening across our various program areas beginning in September. Neesha & team will meet with department heads monthly to ensure progress and continued alignment.

# Building the Moments Platform

The technical infrastructure is ready. We've built a robust platform using Airtable for data management, Softr for user interface, and optional ChatGPT integration for enhanced searchability. The submission forms and review processes are fully operational. This year, we'll refine the workflow architecture based on user feedback and usage patterns, then transition the platform to Elite's internal tech team for ongoing maintenance and enhancement. With every Elite X participant contributing 2 clips monthly and evaluating others biweekly, we'll rapidly build a comprehensive library of teaching excellence—searchable, tagged, and ready to support coaching, training, and calibration across all academies.



Our goal is to transfer ownership of the Moments App to Elite's internal team.



Our team will work with Brett to ensure a full transfer of ownership of the Moments Library System.

# BUDGET

| DESCRIPTION     | MONTHLY  | ANNUAL  |
|-----------------|----------|---------|
| Mountain Empire | \$12,000 | 144,000 |
| Lucerne         | \$12,000 | 144,000 |
|                 |          |         |
|                 |          |         |
|                 |          |         |
|                 |          |         |
| TOTAL:          |          | \$288K  |



**2025–26 Application for Funding****CDE Program Contact:**Consolidated Application Support Desk, Education Data Office, [ConAppSupport@cde.ca.gov](mailto:ConAppSupport@cde.ca.gov), 916-319-0297**Local Governing Board Approval**

The local educational agency (LEA) is required to review and receive approval of their Application for Funding selections with their local governing board.

|   |     |
|---|-----|
| By checking this box the LEA certifies that the Local Board has approved the Application for Funding for the listed fiscal year | Yes |
|---|-----|

**District English Learner Advisory Committee Review**

Per Title 5 of the California Code of Regulations Section 11308, if your LEA has more than 50 English learners, then the LEA must establish a District English Learner Advisory Committee (DELAC) which shall review and advise on the development of the application for funding programs that serve English learners.

|   |    |
|---|----|
| By checking this box the LEA certifies that parent input has been received from the District English Learner Committee (if applicable) regarding the spending of Title III funds for the listed fiscal year | No |
|---|----|

**Application for Categorical Programs**

To receive specific categorical funds for a school year, the LEA must apply for the funds by selecting Yes below. Only the categorical funds that the LEA is eligible to receive are displayed.

|   |     |
|---|-----|
| <b>Title I, Part A (Basic Grant)</b><br>ESSA Sec. 1111 et seq.<br>SACS 3010               | Yes |
| <b>Title II, Part A (Supporting Effective Instruction)</b><br>ESEA Sec. 2104<br>SACS 4035 | Yes |
| <b>Title III English Learner</b><br>ESEA Sec. 3102<br>SACS 4203                           | No  |
| <b>Title III Immigrant</b><br>ESEA Sec. 3102<br>SACS 4201                                 | No  |
| <b>Title IV, Part A (Student and School Support)</b><br>ESSA Sec. 4101<br>SACS 4127       | No  |

**\*\*\*Warning\*\*\***

The data in this report may be protected by the Family Educational Rights and Privacy Act (FERPA) and other applicable data privacy laws. Unauthorized access or sharing of this data may constitute a violation of both state and federal law.



|             |                                     |
|-------------|-------------------------------------|
| 5YR OR 100K | premium care bumper to bumper       |
| 5YR OR 100K | Premium Maintenance = 7500 Interval |



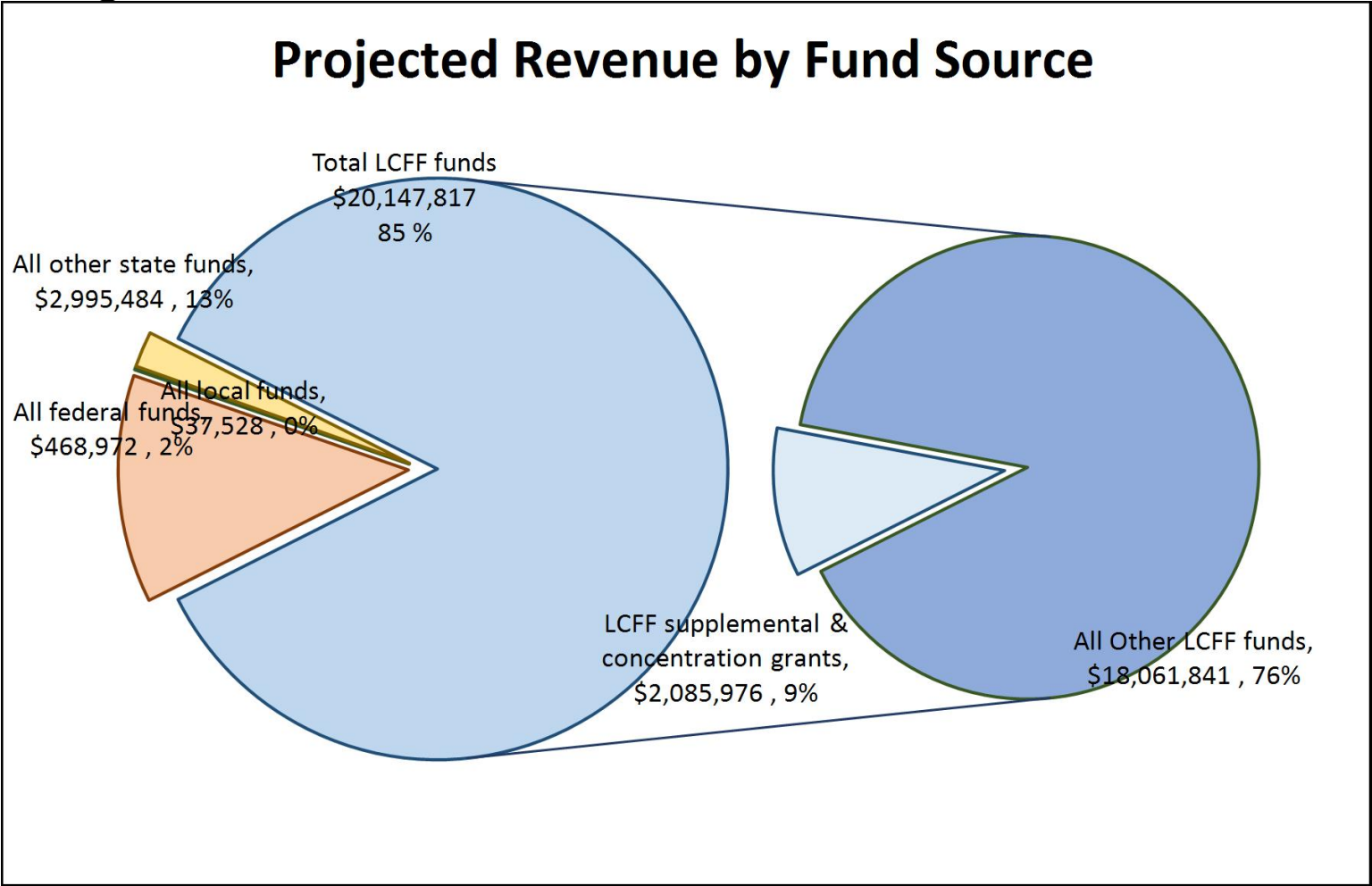


# LCFF Budget Overview for Parents

Local Educational Agency (LEA) Name: Elite Academic Academy-Lucerne  
CDS Code: 36750510136960  
School Year: 2025-26  
LEA contact information:  
Meghan Freeman  
CEO  
mfreeman@eliteacademic.com  
(866) 354-8302 Ext. 703

School districts receive funding from different sources: state funds under the Local Control Funding Formula (LCFF), other state funds, local funds, and federal funds. LCFF funds include a base level of funding for all LEAs and extra funding - called "supplemental and concentration" grants - to LEAs based on the enrollment of high needs students (foster youth, English learners, and low-income students).

## Budget Overview for the 2025-26 School Year

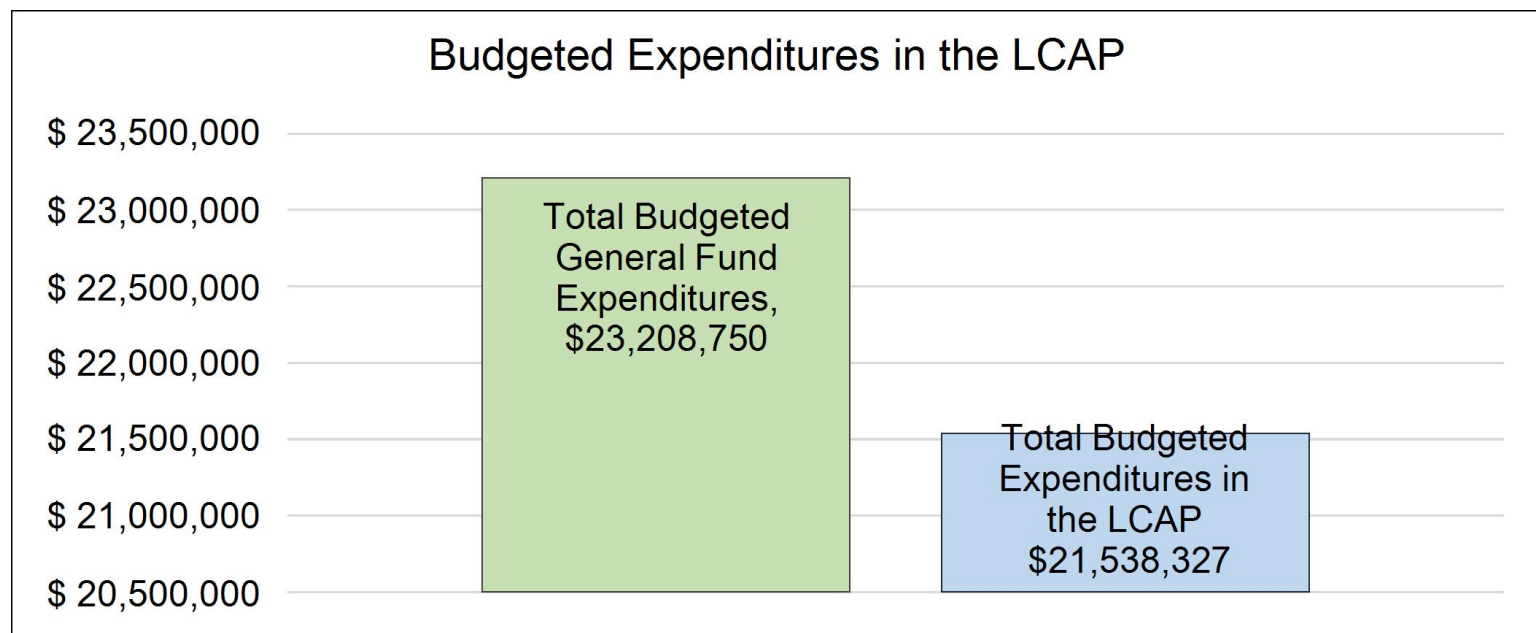


This chart shows the total general purpose revenue Elite Academic Academy-Lucerne expects to receive in the coming year from all sources.

The text description for the above chart is as follows: The total revenue projected for Elite Academic Academy-Lucerne is \$23,649,801, of which \$20,147,817 is Local Control Funding Formula (LCFF), \$2,995,484 is other state funds, \$37,528 is local funds, and \$468,972 is federal funds. Of the \$20,147,817 in LCFF Funds, \$2,085,976 is generated based on the enrollment of high needs students (foster youth, English learner, and low-income students).

# LCFF Budget Overview for Parents

The LCFF gives school districts more flexibility in deciding how to use state funds. In exchange, school districts must work with parents, educators, students, and the community to develop a Local Control and Accountability Plan (LCAP) that shows how they will use these funds to serve students.



This chart provides a quick summary of how much Elite Academic Academy-Lucerne plans to spend for 2025-26. It shows how much of the total is tied to planned actions and services in the LCAP.

The text description of the above chart is as follows: Elite Academic Academy-Lucerne plans to spend \$23,208,750 for the 2025-26 school year. Of that amount, \$21,538,327 is tied to actions/services in the LCAP and \$1,670,423 is not included in the LCAP. The budgeted expenditures that are not included in the LCAP will be used for the following:

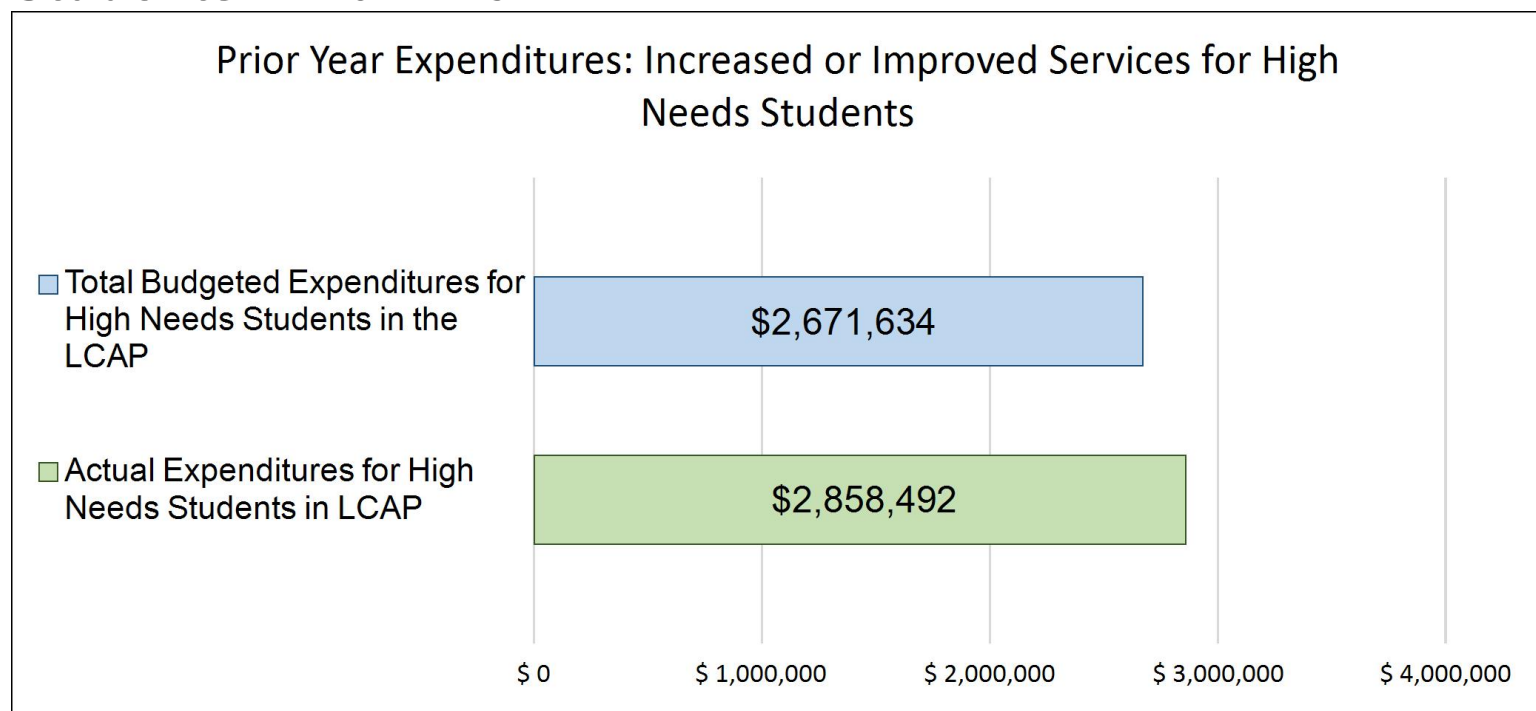
Taxes, interest, oversight fees and Misc. Business and Operating expenses are not included in the LCAP.

## Increased or Improved Services for High Needs Students in the LCAP for the 2025-26 School Year

In 2025-26, Elite Academic Academy-Lucerne is projecting it will receive \$2,085,976 based on the enrollment of foster youth, English learner, and low-income students. Elite Academic Academy-Lucerne must describe how it intends to increase or improve services for high needs students in the LCAP. Elite Academic Academy-Lucerne plans to spend \$3,181,643 towards meeting this requirement, as described in the LCAP.

## LCFF Budget Overview for Parents

### Update on Increased or Improved Services for High Needs Students in 2024-25



This chart compares what Elite Academic Academy-Lucerne budgeted last year in the LCAP for actions and services that contribute to increasing or improving services for high needs students with what Elite Academic Academy-Lucerne estimates it has spent on actions and services that contribute to increasing or improving services for high needs students in the current year.

The text description of the above chart is as follows: In 2024-25, Elite Academic Academy-Lucerne's LCAP budgeted \$2671634 for planned actions to increase or improve services for high needs students. Elite Academic Academy-Lucerne actually spent \$2,858,492 for actions to increase or improve services for high needs students in 2024-25.

The difference between the budgeted and actual expenditures of \$186,858 had the following impact on Elite Academic Academy-Lucerne's ability to increase or improve services for high needs students:

This difference in projected and actual expenditures had no impact. Initial projections were based on enrollment figures calculated during the end of the 23.24 year, and enrollment actuals for 24.25 did not reach projections. High needs students received the proportionate amount of the planned improved services from the initial projection, but due to serving a smaller population, overall expenditures fell short of the initial projection.



# Local Control and Accountability Plan

The instructions for completing the Local Control and Accountability Plan (LCAP) follow the template.

| Local Educational Agency (LEA) Name | Contact Name and Title | Email and Phone                                       |
|-------------------------------------|------------------------|---|
| Elite Academic Academy-Lucerne      | Meghan Freeman<br>CEO  | mfreeman@eliteacademic.com<br>(866) 354-8302 Ext. 703 |

## Plan Summary [2025-26]

### General Information

A description of the LEA, its schools, and its students in grades transitional kindergarten–12, as applicable to the LEA. LEAs may also provide information about their strategic plan, vision, etc.

Elite Academic Academy-Lucerne

Mission Statement

Elite Academic Academy is committed to pursuing and maintaining educational excellence and unparalleled flexibility to achieve academic distinction in an independent study platform.

Vision

Elite Academic Academy harnesses the power of flexible learning environments to provide a superior education for our students. Working with all stakeholders, we will create an individualized learning environment designed to enable each student to gain the skills necessary to achieve their long-term educational, professional, and personal goals and dreams.

About Elite Academic Academy

Elite Academic Academy–Lucerne (EAA-L) is a TK–12 independent study charter school offering a premier, flexible educational option for students and families seeking an alternative to traditional classroom settings. Through three distinct programs—Homeschool, Virtual, and Flex—Elite supports a wide range of learners who thrive in personalized, student-centered environments.

At the heart of Elite’s mission is the belief that every student deserves an educational path that honors their individuality. Whether through a fully virtual model, a parent-driven homeschool experience, or a hybrid approach that combines structure with flexibility, students at EAA-L engage in rigorous, standards-aligned learning tailored to their goals and interests.

Our school community is richly diverse, with students from various cultural, linguistic, and socioeconomic backgrounds. We are deeply committed to equity and access, ensuring that all learners, including English Learners, students with disabilities, and those from underserved communities, have the tools and support they need to succeed.

In addition to core academics, Elite offers dynamic learning experiences that include Career Technical Education (CTE) pathways, Visual and Performing Arts opportunities, college readiness programs, and social-emotional learning supports. The integration of Elite Athletics and personalized enrichment activities allows students to explore their passions and develop real-world skills.

Success at Elite is defined not just by academic achievement, but by a student’s ability to set goals, persist through challenges, and grow into a confident, independent learner. We believe in developing lifelong learners who think critically, adapt creatively, and engage compassionately with the world around them.

Assessment at Elite is holistic and ongoing. We measure growth through a variety of tools including formative assessments, teacher observations, portfolios, and collaborative meetings with families and staff. This multi-dimensional approach ensures that progress is meaningful, personalized, and aligned with each student’s unique learning journey.

Elite Academic Academy–Lucerne is more than a school—it’s a supportive community where students are seen, heard, and empowered. Every aspect of our program is designed to cultivate resilience, spark curiosity, and prepare students to thrive in college, career, and life.

## Reflections: Annual Performance

A reflection on annual performance based on a review of the California School Dashboard (Dashboard) and local data.

We are pleased to reflect on the progress Elite Academic Academy–Lucerne has made over the past year in meeting the goals outlined in our Local Control and Accountability Plan (LCAP). A review of the California School Dashboard, paired with our local data, confirms that our strategic actions have contributed to meaningful growth in several key areas, while also highlighting opportunities for continued improvement.

Our efforts to enhance student engagement and improve attendance have shown positive results. Targeted interventions, increased communication with families, and proactive support strategies have contributed to improved attendance and reduced chronic absenteeism. These trends signal progress in creating stronger connections between students and their learning environment.

In terms of academic outcomes, we recognize both gains and areas that require focused attention. Our high school students continue to demonstrate resilience and persistence, as evidenced by improvements in graduation outcomes. Similarly, student access to college and career readiness pathways—including Career Technical Education (CTE), dual enrollment, and enrichment programs—has expanded, providing learners with more opportunities to align their education with future goals.



While we have seen growth in several areas, we remain focused on improving achievement in English Language Arts and Mathematics. Data trends suggest a continued need for targeted academic interventions and differentiated instruction. In response, we have deepened our investment in teacher professional development, strengthened our Multi-Tiered System of Supports (MTSS), and refined our internal assessment systems to better inform instruction.

For our English Learner (EL) students, progress continues to be an area of active support. We are committed to ensuring that these students receive tailored instruction and resources that promote both language development and academic achievement across content areas.

School climate remains a strong point for Elite Academic Academy–Lucerne. Our suspension rate continues to reflect a safe and supportive environment where positive behavior is reinforced and social-emotional well-being is prioritized. This is bolstered by our robust Student Support Team and a variety of services that address both academic and non-academic needs.

We are proud to report that we have met all local indicator standards, demonstrating full implementation of academic standards, strong family engagement practices, access to a broad course of study, and a clean, safe, and well-maintained learning environment. Our engagement with families remains a cornerstone of our work. Ongoing use of communication platforms, interactive workshops, and personalized outreach has ensured that parents are empowered partners in their child's educational journey.

As we look ahead, we are committed to building on this progress. Our ongoing focus includes enhancing academic achievement, closing equity gaps, and further strengthening the systems and relationships that help every student thrive. We are grateful for the continued partnership of our families, staff, and community as we strive to provide a dynamic and inclusive learning experience for all students at Elite Academic Academy–Lucerne.

## Reflections: Technical Assistance

As applicable, a summary of the work underway as part of technical assistance.

N/A

## Comprehensive Support and Improvement

An LEA with a school or schools eligible for comprehensive support and improvement must respond to the following prompts.

### *Schools Identified*

A list of the schools in the LEA that are eligible for comprehensive support and improvement.

**Support for Identified Schools**

A description of how the LEA has or will support its eligible schools in developing comprehensive support and improvement plans.

**Monitoring and Evaluating Effectiveness**

A description of how the LEA will monitor and evaluate the plan to support student and school improvement.

# Engaging Educational Partners

A summary of the process used to engage educational partners in the development of the LCAP.

School districts and county offices of education must, at a minimum, consult with teachers, principals, administrators, other school personnel, local bargaining units, parents, and students in the development of the LCAP.

Charter schools must, at a minimum, consult with teachers, principals, administrators, other school personnel, parents, and students in the development of the LCAP.

An LEA receiving Equity Multiplier funds must also consult with educational partners at schools generating Equity Multiplier funds in the development of the LCAP, specifically, in the development of the required focus goal for each applicable school.

|                        |                        |
|------------------------|------------------------|
| Educational Partner(s) | Process for Engagement |
|------------------------|------------------------|

A description of how the adopted LCAP was influenced by the feedback provided by educational partners.

All leadership completed a summary of work toward our overall goals and objectives for the 2024–25 school year. In addition, through surveys and focus group meetings, we consulted with teachers, other school personnel, parents, and students.

The LCAP meeting held on May 21, 2025 provided a valuable forum for community members and parents to discuss their ideas on ways to increase academic achievement. These suggestions were incorporated throughout the document, including actions such as expanding CTE pathway offerings, streamlining communications, and ensuring homeless youth have access to services.

We will also hold a public hearing on May 27, 2025 at our board meeting, where members of the public are welcome to provide comments and suggestions for improvement of this plan.

# Goals and Actions

## Goal

| Goal # | Description   | Type of Goal                 |
|--------|---|------------------------------|
| 1      | We will improve the academic achievement of all students through predominant instructional practices, a guaranteed and viable curriculum, and standard-aligned assessments. This will be measured by our ability to meet or exceed our authorizing district CAASPP ELA and Math Scores. | Maintenance of Progress Goal |

State Priorities addressed by this goal.

|   |
|---|
| Priority 1: Basic (Conditions of Learning)<br>Priority 2: State Standards (Conditions of Learning)<br>Priority 4: Pupil Achievement (Pupil Outcomes)<br>Priority 5: Pupil Engagement (Engagement)<br>Priority 7: Course Access (Conditions of Learning) |
|---|

An explanation of why the LEA has developed this goal.

|  |
|--|
| To improve the academic achievement of “ALL” students we must review assessment data in ELA and Math, identify students who need targeted intervention and implement best practices to promote student progress and increase our CAASPP Baseline Data. This also was developed to meet state and local priorities:<br>Priority 1: Basic (Conditions of Learning)<br>Priority 2: State Standards (Conditions of Learning)<br>Priority 4: Pupil Achievement (Pupil Outcomes)<br>Priority 5: Pupil Engagement (Engagement)<br>Priority 7: Course Access (Conditions of Learning)<br>Priority 8: Other Pupil Outcomes (Pupil Outcomes) |
|--|

## Measuring and Reporting Results

| Metric # | Metric         | Baseline   | Year 1 Outcome                           | Year 2 Outcome | Target for Year 3 Outcome  | Current Difference from Baseline |
|----------|----------------|--|--|----------------|--|----------------------------------|
| 1.1      | CAASPP Results | 2022-23 School Year Academic Performance<br><br>Mathematics (All Students): 24.2% of | 2024–25 School Year Academic Performance |                | Mathematics (All Students): 50% of students met or exceeded the standard | 4.8                              |

| Metric # | Metric  | Baseline  | Year 1 Outcome   | Year 2 Outcome | Target for Year 3 Outcome   | Current Difference from Baseline |
|----------|---|---|--|----------------|---|----------------------------------|
|          |   | <p>students met or exceeded the standard</p> <p>English Language Arts (ELA, All Students): 43% of students met or exceeded the standard</p> <p>California Science Test (CAST, All Students): 25.61% met or exceeded</p> | <p>Mathematics (All Students): 29% of students met or exceeded the standard</p> <p>English Language Arts (ELA, All Students): 46% of students met or exceeded the standard</p> <p>California Science Test (CAST, All Students): 25.61% met or exceeded</p> |                | <p>English Language Arts (ELA, All Students): 60% of students met or exceeded the standard</p> <p>California Science Test (CAST, All Students): 40% met or exceeded</p> |                                  |
| 1.2      | iReady Assessment: Reading At/Above Grade Level | 22-23 School Year MOY Scores 42%  | 23-24 School Year MOY Scores 58%   |                | 70  | 16                               |
| 1.3      | iReady Assessment: Math At/Above Grade Level    | 22-23 School Year MOY Scores 31%  | 23-24 School Year MOY Scores 48%   |                | 60  | 17                               |
| 1.4      | Students with Active SSTs                       | 70  | 17   |                | 10  | 53                               |

## Goal Analysis [2024-25]

An analysis of how this goal was carried out in the previous year.

A description of overall implementation, including any substantive differences in planned actions and actual implementation of these actions, and any relevant challenges and successes experienced with implementation.

Elite Academic Academy continued its stride toward enhancing the academic achievement of all students through rigorous and reflective instructional practices, a meticulously crafted and dynamic curriculum, and assessments finely aligned with academic standards. Our advancement in English Language Arts (ELA) is evidenced by growth in both i-Ready and CAASPP scores. Mid-year i-Ready results showed 42% of students reading at or above grade level, and 46% of students met or exceeded standards on the CAASPP ELA assessment—demonstrating the efficacy of our pedagogical approaches and targeted supports.

In Mathematics, we observed moderate growth, with 29% of students meeting or exceeding standards on the CAASPP—an increase from the previous year. This improvement, though still below our target, reinforces the impact of our renewed focus on math instruction, including expanded use of adaptive curriculum tools and personalized interventions. Faculty continue to implement A–G aligned coursework through high-quality digital platforms, supporting students with data-informed remediation and acceleration strategies.

Our commitment to academic excellence is further evidenced by the development and approval of additional A–G courses by the University of California Office of the President (UCOP), expanding access to college-preparatory opportunities and ensuring students can pursue rigorous coursework aligned with postsecondary expectations.

Professional development remains a foundational element of our instructional model. Throughout the year, educators engaged in training focused on standards-aligned instruction, data analysis, and differentiated teaching practices. These sessions supported staff in addressing the diverse learning profiles of our student body. Our schoolwide action plans, grounded in continuous improvement principles, have yielded tangible progress and serve as a testament to our unwavering dedication to high academic outcomes and equitable student success.

An explanation of material differences between Budgeted Expenditures and Estimated Actual Expenditures and/or Planned Percentages of Improved Services and Estimated Actual Percentages of Improved Services.

N/A

A description of the effectiveness or ineffectiveness of the specific actions to date in making progress toward the goal.

Elite Academic Academy has made a strong start in its first year of a new three-year LCAP focus, strategically defining and pursuing key objectives throughout the 23/24 school year. By consistently monitoring and adapting the curriculum to meet the evolving needs of our students, we have ensured alignment with academic standards and worked to optimize learning outcomes. Our commitment to equipping both students and staff with necessary supplies, books, and materials has played a crucial role in creating an enriched learning environment that supports academic growth.

Through targeted, meaningful instructional practices—supported by continuous monitoring of student progress—we have personalized learning experiences to address individual student needs. This approach has not only facilitated academic advancement but also cultivated a culture of engagement and empowerment among our students.

As we continue to embrace a holistic approach to educational excellence, characterized by flexibility, resource provision, and innovative teaching methods, Elite Academic Academy is on track to achieve its broader goals for this three-year LCAP cycle. This first year lays a strong foundation for the continued growth and success of our students and staff.

A description of any changes made to the planned goal, metrics, target outcomes, or actions for the coming year that resulted from reflections on prior practice.

None

**A report of the Total Estimated Actual Expenditures for last year's actions may be found in the Annual Update Table. A report of the Estimated Actual Percentages of Improved Services for last year's actions may be found in the Contributing Actions Annual Update Table.**

## Actions

| Action # | Title  | Description   | Total Funds    | Contributing |
|----------|--|---|----------------|--------------|
| 1.1      | Academic Achievement through highly qualified staff, research-based instructional practices, and performance monitoring. | <p>We will improve the academic achievement of all students through predominant instructional practices, guaranteed and viable curriculum, and standard aligned assessments in Language Arts and mathematics to promote student progress of all students, including English Learners, other unduplicated student groups, and students with disabilities. This will be measured by our ability to meet or exceed our authorizing district CAASPP ELA and Math Scores.</p> <p>Additionally, we will evaluate the student's academic performance data based on local and state assessments in order to provide targeted interventions, and acceleration and monitor the progress toward achieving goals for each individual student.</p> | \$5,854,303.88 | No           |
| 1.2      | Special Education Academic Achievement   | Provide special education instructional practices, assessment, and needed support services to students in need of specialized academic instruction, assessment, and support resources.  | \$1,884,499.51 | Yes          |
| 1.3      | Equitable access to Common Core-aligned viable curriculum and materials  | All students and instructional staff will have access to high-quality curriculum through online digital courses, offline courses/curriculum, supplemental materials, community partner educational opportunities, and A-G-approved courses.   | \$1,504,950.80 | No           |

| Action #   | Title  | Description  | Total Funds    | Contributing |
|------------|--|--|----------------|--------------|
|            |  |  |                |              |
| <b>1.4</b> | Professional Development to Support in Effective Teaching  | Job-embedded professional development, observations of peer-to-peer observations, and discussions related to instructional growth goals and the use of rubrics and student achievement data to inform, guide, and improve instruction. Professional Development opportunities will also be provided to teachers by contracted services and in-house leadership to effectively guide credentialed teachers, counselors, CTE Counselors, CTE Teachers, and highly qualified staff to enhance their pedagogical skills through personal reflection and professional growth plans. Professional Development (PD) for all staff on the Multi-Tiered System of Support (MTSS) framework, tiers and strategies will be implemented and all staff will receive training over the next three years in an articulated implementation plan. | \$317,780.92   | Yes          |
| <b>1.5</b> | Management of Fiscal, operational and technological resources to support students, staff, and community. | Operations and business services work in collaboration with contracted industry experts to manage its fiscal, operational, technological, and compliance to ensure high-quality reporting and alignment with Educational Code. Operations of the charter are maintained and controlled through the collaborative certificated and classified management team of the Business Department and Cabinet: Chief Executive Officer, Chief Academic Innovation Officer, Directors, and Chief Student Development Officer.   | \$3,384,455.24 | No           |



# Goals and Actions

## Goal

| Goal # | Description  | Type of Goal                 |
|--------|--|------------------------------|
| 2      | Establish connections and partnerships with our families and community to increase engagement, involvement, ensure safety and satisfaction, and to support student learning and achievement. | Maintenance of Progress Goal |

State Priorities addressed by this goal.

Priority 1: Basic (Conditions of Learning)  
 Priority 2: State Standards (Conditions of Learning)  
 Priority 3: Parental Involvement (Engagement)  
 Priority 4: Pupil Achievement (Pupil Outcomes)  
 Priority 5: Pupil Engagement (Engagement)  
 Priority 6: School Climate (Engagement)  
 Priority 8: Other Pupil Outcomes (Pupil Outcomes)

An explanation of why the LEA has developed this goal.

We recognize that students who attend school regularly have been shown to be engaged, achieve at higher levels, and graduate from high school.

## Measuring and Reporting Results

| Metric # | Metric   | Baseline   | Year 1 Outcome  | Year 2 Outcome | Target for Year 3 Outcome                        | Current Difference from Baseline |
|----------|--|--|---|----------------|--|----------------------------------|
| 2.1      | Chronic Absenteeism                                  | 10.8% (22/23 Dashboard)  | 6.6%  |                | 5%   | -4.2                             |
| 2.2      | Suspension/Expulsion                                 | 0%   | 0%  |                | 0%   | 0                                |
| 2.3      | ADA  | 828.69   | 1161.83   |                | 1500   | 333.14                           |
| 2.4      | Social Media Interaction through Instagram Followers | 23/24: 10.8% interactions from Followers; 89.2% Non-Followers; 0.1% ads (organic). | 24/25: 84.2% interactions from followers; 11.5% Organic Ads |                | 85% interactions from followers; 10% Organic Ads | 73                               |

| Metric # | Metric                                    | Baseline  | Year 1 Outcome   | Year 2 Outcome | Target for Year 3 Outcome  | Current Difference from Baseline |
|----------|---|---|--|----------------|--|----------------------------------|
| 2.5      | Website Traffic Coming from a Direct Link | 23/24: Views: 162,845;<br>Sessions: 118,212;<br>Engaged: 60,001;<br>Sessions per user: 2.96 | 24/25: Views: 191,320;<br>Sessions: 130,601;<br>Engaged Sessions: 64,717;<br>Sessions per user: 2.88 |                | Views: 200,000;<br>Sessions: 150,000;<br>Engaged Sessions: 70,000;<br>Sessions per user: 3 | 28.475                           |

## Goal Analysis [2024-25]

An analysis of how this goal was carried out in the previous year.

A description of overall implementation, including any substantive differences in planned actions and actual implementation of these actions, and any relevant challenges and successes experienced with implementation.

We continue to be pleased with the growth and positive outcomes achieved under this LCAP goal. The planned actions proved highly effective, contributing to meaningful improvements in student attendance, engagement, and overall school culture.

As a result of these efforts, we observed a noticeable decrease in chronic absenteeism and a corresponding increase in our Average Daily Attendance (ADA). These improvements have also supported gains in graduation outcomes and student connectedness.

A key driver of this success has been our intentional focus on community building and meaningful student engagement. In-person activities—including student clubs, field trips, prom, and graduation ceremonies—have played a critical role in strengthening the sense of belonging across our school community. Innovative programs such as Flexperience and NXTLVL Games have further contributed to increased engagement among both students and families.

Our communication efforts have also been a cornerstone of our strategy. Tools like ParentSquare and internal surveys have enhanced two-way communication and provided valuable insights into school climate and family needs. Parent workshops and family-centered activities have deepened partnerships with families and elevated their role in supporting student success.

Ensuring student and staff safety remains a top priority. Through comprehensive protocols, including fingerprinting, mandatory training, and the use of digital monitoring tools, we have maintained a safe and supportive learning environment.

Support for English Language Learners has also been a focus area, with targeted interventions and advisory sessions helping students make steady progress in English proficiency.

Our renewed commitment to digital engagement through social media and website updates has improved communication and transparency, ensuring families are well-informed and connected to school life.

Overall, the actions taken this year have laid a strong foundation for sustained progress. We are encouraged by the momentum gained and remain committed to building on these successes in the years to come.

An explanation of material differences between Budgeted Expenditures and Estimated Actual Expenditures and/or Planned Percentages of Improved Services and Estimated Actual Percentages of Improved Services.

A description of the effectiveness or ineffectiveness of the specific actions to date in making progress toward the goal.

Over the course of the three-year LCAP cycle, our planned actions have proven highly effective in making progress toward our goal of increasing student engagement, family involvement, and school safety. We observed consistent improvement in key indicators, including reduced chronic absenteeism, increased ADA, and higher graduation rates—all of which reflect the sustained impact of our efforts.

Key actions such as expanding in-person student activities, strengthening family communication through tools like ParentSquare, and implementing targeted safety protocols and ELL supports contributed significantly to these outcomes. The integration of innovative programs and meaningful parent engagement further reinforced a positive and inclusive school culture.

These combined strategies have helped build a strong foundation for ongoing progress, demonstrating the effectiveness of our approach throughout the LCAP cycle.

A description of any changes made to the planned goal, metrics, target outcomes, or actions for the coming year that resulted from reflections on prior practice.

None

**A report of the Total Estimated Actual Expenditures for last year’s actions may be found in the Annual Update Table. A report of the Estimated Actual Percentages of Improved Services for last year’s actions may be found in the Contributing Actions Annual Update Table.**

Actions

| Action # | Title                              | Description   | Total Funds    | Contributing |
|----------|------------------------------------|---|----------------|--------------|
| 2.1      | School-Based Enrichment Activities | Continue to support innovative projects that support student learning and growth, such as clubs, VAPA, field trips, community events, guest speakers, and outreach. | \$2,125,948.55 | No           |

| Action #   | Title                                    | Description   | Total Funds  | Contributing |
|------------|--|---|--------------|--------------|
| <b>2.2</b> | Meaningful and Transparent Communication | Provide students, parents, staff, and the community with formal and informal ways to provide input regarding the school through social media, marketing, communication apps, CEO Council, Parent Empowerment workshops, and other outreach opportunities.   | \$323,433.10 | No           |
| <b>2.3</b> | Safe Learning Environment                | The charter will continue to maintain a safe learning environment for all students by training the teachers on safe practices and participation in mandated training through Safe Schools. Fingerprinting and vetting all contracted service providers. School-wide safety plans will be created and implemented, as necessary. IT will continue safe technology by monitoring student web access through student-issued Chromebooks. | \$6,179.11   | No           |
| <b>2.4</b> | English Language Family Support          | Notices, reports, statements, or records, and conferences to a parent or guardian, will be translated in parent/guardian native language, as needed and required by law.  | \$5,256.68   | Yes          |
| <b>2.5</b> | Engaging the Community                   | Through staff professional development and parent empowerment workshops, provide training on strategies to support the success of the whole school as well as individuals within the school.  | \$159,410.86 | No           |
| <b>2.6</b> | Providing Access to Resources            | Classified personnel in supporting students in accessing essential academic resources and instructional materials.  | \$423,022.86 | No           |

# Goals and Actions

## Goal

| Goal # | Description  | Type of Goal                 |
|--------|--|------------------------------|
| 3      | Support students with academic supports and interventions, as well as appropriate social-emotional supports, to meet their needs in a supportive environment through the implementation of the Multi-Tiered Systems of Support (MTSS) framework. | Maintenance of Progress Goal |

State Priorities addressed by this goal.

Priority 1: Basic (Conditions of Learning)  
 Priority 2: State Standards (Conditions of Learning)  
 Priority 4: Pupil Achievement (Pupil Outcomes)  
 Priority 5: Pupil Engagement (Engagement)  
 Priority 7: Course Access (Conditions of Learning)

An explanation of why the LEA has developed this goal.

We recognize that students need support in not only academics but also social-emotional support. Using a MTSS that supports students in the independent studies model is needed to help and support students.

## Measuring and Reporting Results

| Metric # | Metric  | Baseline   | Year 1 Outcome | Year 2 Outcome | Target for Year 3 Outcome | Current Difference from Baseline |
|----------|---|------------|----------------|----------------|---------------------------|----------------------------------|
| 3.1      | English Learners making progress towards English language proficiency | 22/23: 50% | 19.4%          |                | 65%                       | -30.6                            |
| 3.2      | EL Reclassification   | 21%        | 2%             |                | 40%                       | -9                               |
| 3.3      | Students Receiving MTSS Services that Meet Reading Typical            | 70%        | 50%            |                | 150                       | -10                              |

| Metric # | Metric  | Baseline | Year 1 Outcome | Year 2 Outcome | Target for Year 3 Outcome | Current Difference from Baseline |
|----------|---|----------|----------------|----------------|---------------------------|----------------------------------|
|          | Growth Goal as reported by iReady   |          |                |                |                           |                                  |
| 3.4      | Students Receiving MTSS Services that Meet Math Typical Growth Goal as reported by iReady | 56%      | 46%            |                | 92%                       | -0                               |
| 3.5      | English Learners that Improve Placement Classification                                    | 40%      | 50%            |                | 60%                       | 10                               |
| 3.6      | English Learners that Meet Reading Typical Growth Goal as reported by iReady              | 41.7%    | 20%            |                | 50%                       | -21.7                            |

## Goal Analysis [2024-25]

An analysis of how this goal was carried out in the previous year.

A description of overall implementation, including any substantive differences in planned actions and actual implementation of these actions, and any relevant challenges and successes experienced with implementation.

In the previous year, our commitment to the Multi-Tiered System of Supports (MTSS) remained strong, with focused efforts on maximizing the impact of our MTSS Grant funds. Targeted professional development equipped staff with effective strategies to implement MTSS practices, supporting the diverse academic and social-emotional needs of our students—particularly in the face of persistent learning gaps and increased mental health challenges among incoming students.

A key area of growth this year was the expansion of direct services to English Learners. We provided more intentional, targeted supports designed to accelerate English language acquisition, with interventions embedded within both designated and integrated instructional settings. These efforts allowed ELL students to engage more meaningfully with grade-level content while also developing their English proficiency.

Additionally, we made strategic improvements in aligning Tier 2 interventions with the core curriculum. Our Learning Labs were refined to more closely mirror the concepts and strategies being taught in students' primary academic programs, ensuring consistency and coherence in instructional approaches. This enhanced alignment has improved students' ability to apply intervention-based learning directly within their core coursework, increasing overall academic impact.

While the overall direction of our MTSS implementation stayed true to our original plan, some adjustments were necessary to meet the unique needs of our non-classroom-based student population. Tiered interventions were refined for greater effectiveness, and a new referral

request system allowed us to more efficiently identify and serve students needing additional support. The use of the MTSS Instructional Coach platform provided more targeted interventions in ELA and Math for students performing below proficiency, improving the precision of our support.

Finally, the continued success of our extended school year through the Credit Recovery/Acceleration Year-Round track reflected our ongoing commitment to academic equity. This initiative provided at-risk students with vital opportunities to stay on track for graduation, reinforcing our broader mission of supporting all learners through flexible and responsive educational practices.

An explanation of material differences between Budgeted Expenditures and Estimated Actual Expenditures and/or Planned Percentages of Improved Services and Estimated Actual Percentages of Improved Services.

A description of the effectiveness or ineffectiveness of the specific actions to date in making progress toward the goal.

Given the small and highly transient nature of our English Learner (EL) population, measuring progress based solely on EL reclassification rates is not a reliable indicator of the effectiveness of our actions. The number and composition of EL students fluctuate significantly each year, making it difficult to track long-term trends using reclassification data alone.

Instead, we rely on iReady assessment data to gauge the progress of our current EL students. By comparing Beginning-of-Year (BOY) and Middle-of-Year (MOY) results, we are able to monitor growth in key areas such as reading and mathematics. This approach allows us to make timely instructional adjustments and provide targeted supports based on real-time student performance.

This shift in focus has proven effective in giving us a more accurate and responsive picture of how well our interventions are supporting English Learners, particularly within the context of our flexible and non-traditional school model.

A description of any changes made to the planned goal, metrics, target outcomes, or actions for the coming year that resulted from reflections on prior practice.

N/A

**A report of the Total Estimated Actual Expenditures for last year’s actions may be found in the Annual Update Table. A report of the Estimated Actual Percentages of Improved Services for last year’s actions may be found in the Contributing Actions Annual Update Table.**

Actions

| Action #   | Title                               | Description   | Total Funds    | Contributing |
|------------|-------------------------------------|---|----------------|--------------|
| <b>3.1</b> | MTSS System Monitoring              | <p>Use tri-annual benchmark assessment data, plus CAASPP results, to make data-informed decisions so that all students have the opportunity to experience academic success.</p> <p>Establish clear and measurable goals focused on improving overall student achievement.</p> <p>Monitor and provide targeted intervention through MTSS and/or Special Education services, for low-income pupils, Foster Youth, English Learners, and Students With Disabilities so that they may achieve grade-level proficiency.</p> <p>Through the student referral system, student data, and family requests, provide appropriate interventions, and progress monitoring as defined by the MTSS Tiered Systems of Support.</p> <p>Hire and train MTSS Instructional Coaches and Instructional Aides to provide targeted instruction in ELA and Math to students scoring two or grade levels below proficiency.</p> <p>Host SST meetings and monitor progress towards goals for students needing academic and/or re-engagement support.</p> <p>Train all staff on MTSS Tiered Systems of Support</p> | \$731,579.63   | Yes          |
| <b>3.2</b> | EL Proficiency Monitoring (EL)      | <p>ELPAC results will be analyzed, reviewed, and shared with parents. Curriculum and EL minutes verified. Also, re-designation was completed for students who qualify.</p>  | \$75,250.10    | Yes          |
| <b>3.3</b> | Access to technology to effectively | <p>Increase Chromebook deployment and academic software to provide equitable access to technology resources for students in need (EL, FY,</p>   | \$1,019,965.20 | Yes          |



| Action #   | Title   | Description   | Total Funds    | Contributing |
|------------|---|---|----------------|--------------|
|            | implement and support academic learning for students and staff          | SpED). Provide a comprehensive suite of tech software and hardware for teachers and support staff to best meet the needs of the identified student population.  |                |              |
| <b>3.4</b> | Offer Year Round Track for credit recovery, advancement, and enrichment | Provide a Year-round track of 200 days to increase the academic days and reduce the summer slide for low-income, EL, Foster Youth students that allow for credit recovery, CTE pathway discovery, reviewing of essential skills, and the opportunity for students to get ahead. | \$1,676,855.11 | Yes          |

# Goals and Actions

## Goal

| Goal # | Description   | Type of Goal                 |
|--------|---|------------------------------|
| 4      | We will prepare secondary students to graduate from school with opportunities and preparation for college and career. | Maintenance of Progress Goal |

### State Priorities addressed by this goal.

Priority 1: Basic (Conditions of Learning)  
 Priority 2: State Standards (Conditions of Learning)  
 Priority 3: Parental Involvement (Engagement)  
 Priority 4: Pupil Achievement (Pupil Outcomes)  
 Priority 5: Pupil Engagement (Engagement)  
 Priority 6: School Climate (Engagement)  
 Priority 7: Course Access (Conditions of Learning)  
 Priority 8: Other Pupil Outcomes (Pupil Outcomes)

### An explanation of why the LEA has developed this goal.

It is our goal to ensure that when students graduate from Elite Academic Academy they are prepared for their 21st century future.

## Measuring and Reporting Results

| Metric # | Metric                             | Baseline                 | Year 1 Outcome           | Year 2 Outcome | Target for Year 3 Outcome | Current Difference from Baseline |
|----------|------------------------------------|--------------------------|--------------------------|----------------|---------------------------|----------------------------------|
| 4.1      | Students Enrolled in a CTE Pathway | 22-23 School Year<br>64% | 23-24 School Year<br>70% |                | 80%                       | 6%                               |
| 4.2      | A-G Completion                     | 22-23 School Year<br>96% | 23-24 School Year<br>96% |                | 98%                       |                                  |
| 4.3      | FAFSA completion                   | 22-23 School Year<br>20% | 23-24 School Year<br>28% |                | 60%                       | 3%                               |

## Goal Analysis [2024-25]

An analysis of how this goal was carried out in the previous year.

A description of overall implementation, including any substantive differences in planned actions and actual implementation of these actions, and any relevant challenges and successes experienced with implementation.

We are proud to share continued progress on the implementation of Goal 4. Our focus on building robust Career Technical Education (CTE) pathways across high school and middle school has steadily advanced, supporting students from grades K–14 as they explore careers, develop industry-aligned skills, and prepare for both college and the workforce.

CTE pathway options have expanded significantly, with new programs including Esports, Marketing, Professional Music Production, Medical Pathways, and Product Design. These offerings have generated strong engagement from students and families alike. Additionally, the introduction of Career and Technical Student Organizations (CTSOs) such as HOSA and DECA—where we are proud to be the first non-classroom-based school approved—has deepened student involvement and leadership development in their areas of interest.

We are especially excited to share that this year we celebrated our first cohort of CTE pathway completers, marking a major milestone in our program's growth and effectiveness.

To ensure alignment with postsecondary expectations, CTE and core academic courses continue to be developed to meet state standards and UC/CSU A-G requirements. This alignment ensures students can earn transferable credits while gaining relevant knowledge and experience.

In support of college and career readiness, we continue to expand efforts to improve FAFSA completion rates. Our school counselors have led this charge by facilitating parent/student workshops and embedding financial aid education into Government and Economics courses. This work ensures students are better informed and more prepared to access postsecondary opportunities.

Overall, our CTE programs are thriving, with increasing student interest, improved alignment with college and career standards, and continued innovation that reflects our commitment to preparing students for success beyond high school.

An explanation of material differences between Budgeted Expenditures and Estimated Actual Expenditures and/or Planned Percentages of Improved Services and Estimated Actual Percentages of Improved Services.

A description of the effectiveness or ineffectiveness of the specific actions to date in making progress toward the goal.

We continue to refine our approach to increasing FAFSA completion, a key element of our goal to support students in preparing for postsecondary success. While we have made progress, changes at the federal level this year introduced unexpected delays and confusion for students and families, which impacted completion rates. Integrating FAFSA completion into the Economics course as a graded

assignment has shown moderate success, but we recognize that additional strategies are needed to ensure higher participation and deeper understanding.

In parallel, the development of a credit recovery track within our virtual high school has positively contributed to our progress on the CA College and Career Readiness Dashboard. This targeted intervention has helped us better identify students who can benefit from additional A-G course enrollments. By tailoring support and expanding access to college-preparatory coursework, we are working toward improving both academic outcomes and long-term readiness for college and careers.

A description of any changes made to the planned goal, metrics, target outcomes, or actions for the coming year that resulted from reflections on prior practice.

None

**A report of the Total Estimated Actual Expenditures for last year’s actions may be found in the Annual Update Table. A report of the Estimated Actual Percentages of Improved Services for last year’s actions may be found in the Contributing Actions Annual Update Table.**

## Actions

| Action # | Title  | Description   | Total Funds  | Contributing |
|----------|--|---|--------------|--------------|
| 4.1      | Career Technical Education Program Pathways              | Develop a comprehensive Career Technical Education Program for middle and high school students that help align student strengths and interests to post-secondary goals and interests, and aligns with Regional Workforce plans. Purchase of Industry Certification opportunities, instructional supplies, hiring of highly-qualified CTE teachers, and Directors to support CTE students and program. | \$879,586.01 | No           |
| 4.2      | Assessment & Articulation for post-secondary preparation | Ensure all students have the opportunity for ACT, PSAT, & SAT exam preparation through programs, instructions and materials. Afford students fee waivers and fee support with the registration of ACT, PSAT, SAT & Industry Certification exams, if applicable.   | \$11,419.08  | No           |
| 4.3      | College and Career Counseling                            | Students will complete courses that satisfy UC or CSU entrance requirements or programs that align with the State Board-approved CTE  | \$832,540.20 | No           |

| Action #   | Title                              | Description   | Total Funds  | Contributing |
|------------|------------------------------------|---|--------------|--------------|
|            |                                    | and A-G standards and framework. Support internship and job shadowing experiences for student career path interests; Increase relationships with community college concurrently, dual enrollment, or CTE courses. Support a comprehensive college application, college counseling for students, FAFSA support, Financial Aid support, Scholarship support, and NCAA support. . Counselors will also provide Social-Emotional and physical health services for students and staff. |              |              |
| <b>4.4</b> | Advanced Academic Resources (SOAR) | Continue providing AP courses through accredited Curriculum providers and provide students with AP course textbooks/materials, Dual Enrollment opportunities, and building of advanced curriculum and A-G courses for student acceleration and learning.  | \$132,022.94 | No           |
| <b>4.5</b> | Arts and Music Program             | Create an ongoing program supporting music and arts instruction for grades TK-12.   | \$189,867.68 | No           |
| <b>4.8</b> |                                    |   |              |              |

# Goals and Actions

## Goal

| Goal # | Description | Type of Goal |
|--------|-------------|--------------|
| 5      |             |              |

State Priorities addressed by this goal.

An explanation of why the LEA has developed this goal.

## Measuring and Reporting Results

| Metric # | Metric | Baseline | Year 1 Outcome | Year 2 Outcome | Target for Year 3 Outcome | Current Difference from Baseline |
|----------|--------|----------|----------------|----------------|---------------------------|----------------------------------|
|----------|--------|----------|----------------|----------------|---------------------------|----------------------------------|

## Goal Analysis [2024-25]

An analysis of how this goal was carried out in the previous year.

A description of overall implementation, including any substantive differences in planned actions and actual implementation of these actions, and any relevant challenges and successes experienced with implementation.

An explanation of material differences between Budgeted Expenditures and Estimated Actual Expenditures and/or Planned Percentages of Improved Services and Estimated Actual Percentages of Improved Services.

A description of the effectiveness or ineffectiveness of the specific actions to date in making progress toward the goal.

A description of any changes made to the planned goal, metrics, target outcomes, or actions for the coming year that resulted from reflections on prior practice.

**A report of the Total Estimated Actual Expenditures for last year’s actions may be found in the Annual Update Table. A report of the Estimated Actual Percentages of Improved Services for last year’s actions may be found in the Contributing Actions Annual Update Table.**

**Actions**

| Action # | Title | Description | Total Funds | Contributing |
|----------|-------|-------------|-------------|--------------|
|----------|-------|-------------|-------------|--------------|

# Increased or Improved Services for Foster Youth, English Learners, and Low-Income Students [2025-26]

| Total Projected LCFF Supplemental and/or Concentration Grants | Projected Additional 15 percent LCFF Concentration Grant |
|---|--|
| \$2085976   | \$0%   |

## Required Percentage to Increase or Improve Services for the LCAP Year

| Projected Percentage to Increase or Improve Services for the Coming School Year | LCFF Carryover — Percentage | LCFF Carryover — Dollar | Total Percentage to Increase or Improve Services for the Coming School Year |
|---|-----------------------------|-------------------------|---|
| 11.629%   | 0.000%                      | \$0.00                  | 11.629%   |

The Budgeted Expenditures for Actions identified as Contributing may be found in the Contributing Actions Table.

## Required Descriptions

### *LEA-wide and Schoolwide Actions*

For each action being provided to an entire LEA or school, provide an explanation of (1) the unique identified need(s) of the unduplicated student group(s) for whom the action is principally directed, (2) how the action is designed to address the identified need(s) and why it is being provided on an LEA or schoolwide basis, and (3) the metric(s) used to measure the effectiveness of the action in improving outcomes for the unduplicated student group(s).

| Goal and Action # | Identified Need(s)  | How the Action(s) Address Need(s) and Why it is Provided on an LEA-wide or Schoolwide Basis   | Metric(s) to Monitor Effectiveness   |
|-------------------|---|---|--|
| <b>1.4</b>        | <p><b>Action:</b><br/>Professional Development to Support in Effective Teaching</p> <p><b>Need:</b><br/>Ensuring all staff are trained to provide personalized support for all students, with a special emphasis on EL (English Learner), foster, and low-income students, is critical for promoting equity and improving educational outcomes.</p> | <p>This action focuses on providing professional development (PD) to all staff members on the Multi-Tiered System of Support (MTSS) framework. This comprehensive training will cover the core components of MTSS, including the tiered structure, available strategies, and effective implementation practices. The PD will be delivered over a three-year period, following a well-defined implementation plan.</p> <p>Here's a breakdown of the key aspects:</p> | <p>MTSS Implementation Fidelity: Observe and document how effectively staff members are putting MTSS into practice within their classrooms or roles. This could involve walkthroughs, classroom observations, or reviewing intervention documentation.</p> |



| Goal and Action # | Identified Need(s)  | How the Action(s) Address Need(s) and Why it is Provided on an LEA-wide or Schoolwide Basis  | Metric(s) to Monitor Effectiveness  |
|-------------------|---|--|---|
|                   | <b>Scope:</b>   | <p>Target Audience: All staff members, including teachers, instructional coaches, aides, and administrators.</p> <p>Content: Training will cover the MTSS framework, including the three tiers (Tier 1: Universal Supports, Tier 2: Targeted Interventions, Tier 3: Intensive Interventions), various evidence-based strategies for each tier, and best practices for successful implementation.</p> <p>Delivery Plan: The PD will be delivered over three years through a structured plan. This plan might involve a mix of formats like workshops, online modules, coaching sessions, and professional learning communities (PLCs).</p> <p>The goal is to ensure all staff members possess a deep understanding of MTSS and its application to support student success.</p>  | <p>Student Achievement Data: Track student achievement data, including benchmark assessments and progress monitoring measures, over time. Improvement in student outcomes can be an indicator of successful MTSS implementation supported by effective staff training.</p>  |
| <b>3.1</b>        | <p><b>Action:</b><br/>MTSS System Monitoring</p> <p><b>Need:</b><br/>Unduplicated students can greatly benefit from access to Multi-Tiered System of Supports (MTSS). MTSS is a comprehensive framework that uses data-driven problem-solving to integrate academic, behavioral, and social-emotional support for all students</p> <p><b>Scope:</b></p> | <p>This action focuses on implementing a comprehensive MTSS (Multi-Tiered System of Supports) monitoring system to ensure equitable access to academic success for all students. It utilizes various data sources like tri-annual benchmark assessments, CAASPP results, student referrals, and family requests to identify students needing additional support, particularly low-income pupils, Foster Youth, English Learners, and Students With Disabilities. The system then provides targeted interventions through MTSS and/or Special Education services, along with progress monitoring, to help students achieve grade-level proficiency. Additionally, dedicated MTSS Instructional Coaches and Aides are hired and trained to offer specific instruction in ELA and Math for students struggling significantly. Regular SST (Student Success Team) meetings</p> | <p>Increase in grade-level proficiency rates: Track the percentage of students achieving grade-level proficiency in core subjects (ELA and Math) over time, disaggregated by student subgroups (low-income, Foster Youth, English Learners, Students With Disabilities). This demonstrates the overall impact of the MTSS system.</p> <p>Reduction in achievement gaps: Analyze the achievement gap between student subgroups and the</p> |

| Goal and Action # | Identified Need(s)   | How the Action(s) Address Need(s) and Why it is Provided on an LEA-wide or Schoolwide Basis   | Metric(s) to Monitor Effectiveness   |
|-------------------|--|---|--|
|                   |  | are held to monitor progress towards established goals and adjust interventions as needed for students requiring academic and/or re-engagement support.   | general population. Look for a narrowing of the gap over time, indicating progress towards equity in academic success.<br>Intervention effectiveness: Monitor the effectiveness of MTSS interventions by tracking the percentage of students demonstrating improvement after receiving targeted support. This can be measured through pre- and post-intervention assessments.<br>Parent/Guardian satisfaction with communication and support: Conduct surveys or hold focus groups to gauge parents' understanding of the MTSS process, their satisfaction with communication regarding their child's needs, and their perception of the support provided. |
| 3.3               | <b>Action:</b><br>Access to technology to effectively implement and support academic learning for students and staff<br><br><b>Need:</b> | This action aims to bridge the digital divide by expanding Chromebook deployment and access to academic software for students in need, particularly English Learners (ELs), Foster Youth (FYs), and Students with Disabilities (SpED). Here's a breakdown of the key aspects: | Chromebook Distribution: Track the number of Chromebooks deployed to students in the identified subgroups (EL, FY, SpED) compared to the total student population in those   |

| Goal and Action # | Identified Need(s)   | How the Action(s) Address Need(s) and Why it is Provided on an LEA-wide or Schoolwide Basis   | Metric(s) to Monitor Effectiveness   |
|-------------------|--|---|--|
|                   | <p>Ensuring unduplicated student groups have access to technology is crucial for equitable education.</p> <p><b>Scope:</b></p> | <p>Increased Chromebook Deployment: The initiative will focus on ensuring all students in the identified subgroups (EL, FY, SpED) have access to Chromebooks for learning activities. This could involve:</p> <ul style="list-style-type: none"> <li>Acquiring additional Chromebooks</li> <li>Implementing loan programs for students who need devices at home</li> <li>Prioritizing Chromebook distribution to students with limited access to technology</li> </ul> <p>Academic Software Access: A comprehensive suite of academic software licenses will be acquired to support the specific learning needs of ELs, FYs, and SpED students. This might include:</p> <ul style="list-style-type: none"> <li>Language learning software for ELs</li> <li>Assistive technology software for SpED students</li> <li>Educational software aligned with the curriculum for all students</li> </ul> <p>The goal is to provide equitable access to technology resources that enhance learning opportunities and empower students in need to achieve academic success.</p> | <p>groups. This demonstrates if the program is reaching its target audience.</p> <p>Software Utilization: Monitor student and staff usage of the academic software licenses. This can be done through login data or surveys to gauge engagement with the provided resources.</p> |

### **Limited Actions**

For each action being solely provided to one or more unduplicated student group(s), provide an explanation of (1) the unique identified need(s) of the unduplicated student group(s) being served, (2) how the action is designed to address the identified need(s), and (3) how the effectiveness of the action in improving outcomes for the unduplicated student group(s) will be measured.

| Goal and Action # | Identified Need(s)                                       | How the Action(s) are Designed to Address Need(s)  | Metric(s) to Monitor Effectiveness        |
|-------------------|--|--|---|
| <b>1.2</b>        | <b>Action:</b><br>Special Education Academic Achievement | Specialized Academic Instruction: Special education students often require instruction that is customized to their learning styles, abilities, and | Parents Reporting Consistent Contact with |

| Goal and Action # | Identified Need(s)   | How the Action(s) are Designed to Address Need(s)  | Metric(s) to Monitor Effectiveness            |
|-------------------|--|--|---|
|                   | <p><b>Need:</b><br/>The provision of special education instructional practices, assessment, and support services is essential to address the unique educational requirements of our special education students. These students face diverse learning challenges that necessitate specialized academic instruction, assessment, and support resources tailored to their individual needs.</p> <p><b>Scope:</b><br/>Limited to Unduplicated Student Group(s)</p> | <p>developmental levels. Traditional teaching methods may not effectively meet their needs. By implementing specialized academic instruction, we can cater to the specific learning needs of each student, ensuring access to a curriculum that is appropriate and meaningful for their educational growth.</p> <p>Individualized Assessment: Standardized assessments may not accurately reflect the progress and abilities of special education students. Therefore, it is imperative to conduct individualized assessments that consider the unique strengths and challenges of each student. These assessments provide valuable insights into student learning and guide the development of personalized educational plans that address academic goals and areas of need.</p> <p>Support Services: Special education students often require additional support services to facilitate their academic and social-emotional development. These services may include speech therapy, occupational therapy, counseling, and behavioral interventions. By providing access to necessary support services, we can address barriers to learning and promote the overall well-being of our special education students, enabling them to thrive in the educational setting.</p> | <p>their student's SpEd service providers</p> |
| 1.4               | <p><b>Action:</b><br/>Professional Development to Support in Effective Teaching</p> <p><b>Need:</b></p>  |  |   |

| Goal and Action # | Identified Need(s)  | How the Action(s) are Designed to Address Need(s)  | Metric(s) to Monitor Effectiveness   |
|-------------------|---|--|--|
|                   | <b>Scope:</b><br>Limited to Unduplicated Student Group(s)   |  |  |
| 2.4               | <b>Action:</b><br>English Language Family Support<br><br><b>Need:</b><br>Ensuring that EL (English Learner) students and their families have the ability to access and communicate effectively with the school is crucial for their academic success and overall well-being.<br><br><b>Scope:</b><br>Limited to Unduplicated Student Group(s) | This action ensures that all critical school communication, including notices, reports, statements, records, and conference materials, are translated into the native language of parents or guardians, whenever necessary and legally mandated. This facilitates clear and comprehensive communication, promoting parental understanding and engagement in their child's education. | Percentage of translated documents provided to parents/guardians: Track the number of documents translated into various languages compared to the total number of documents sent to families. This provides a quantitative measure of the translation effort.<br>Parent/Guardian Satisfaction Survey: Conduct surveys or hold focus groups to gauge parents' understanding of the translated materials and their overall satisfaction with the communication process. This qualitative data helps assess the impact of translated documents. |
| 3.1               | <b>Action:</b><br>MTSS System Monitoring<br><br><b>Need:</b><br><br><b>Scope:</b>   |  |  |

| Goal and Action # | Identified Need(s)   | How the Action(s) are Designed to Address Need(s)   | Metric(s) to Monitor Effectiveness   |
|-------------------|--|---|--|
|                   | Limited to Unduplicated Student Group(s)   |   |  |
| 3.2               | <p><b>Action:</b><br/>EL Proficiency Monitoring (EL)</p> <p><b>Need:</b><br/>Ensuring English language proficiency for designated English Learner (EL) students is vital for their academic success and integration into the broader school community.</p> <p><b>Scope:</b><br/>Limited to Unduplicated Student Group(s)</p> | <p>ELPAC Analysis and Review: Educators will thoroughly analyze and review ELPAC data to identify individual student strengths and weaknesses in their English language proficiency.</p> <p>Parent Communication: Clear and informative communication will be established with parents/guardians. This includes sharing the ELPAC results and explaining what they mean for their child's progress in learning English.</p> <p>Curriculum Verification: The curriculum specifically designed for ELs will be examined to ensure it aligns with students' needs as identified through ELPAC results. Additionally, verification will ensure sufficient designated minutes are allocated for EL instruction.</p> <p>Re-designation: For students who have achieved English proficiency, the process of re-designation out of EL status will be completed in accordance with established guidelines.</p> <p>This comprehensive approach ensures that ELPAC results are effectively used to tailor instruction, measure progress, and support the academic success of English Learners.</p> | <p>ELPAC proficiency rates: Track the percentage of EL students progressing through the various EL proficiency levels on the ELPAC assessment over time. This demonstrates the effectiveness of the implemented strategies in improving their English language skills.</p> |
| 3.3               | <p><b>Action:</b><br/>Access to technology to effectively implement and support academic learning for students and staff</p> <p><b>Need:</b></p> <p><b>Scope:</b></p>  |   |  |

| Goal and Action # | Identified Need(s)   | How the Action(s) are Designed to Address Need(s)  | Metric(s) to Monitor Effectiveness  |
|-------------------|--|--|---|
|                   | Limited to Unduplicated Student Group(s)   |  |   |
| 3.4               | <p><b>Action:</b><br/>Offer Year Round Track for credit recovery, advancement, and enrichment</p> <p><b>Need:</b><br/>Extending the school year is a proposed strategy to help close achievement gaps, particularly for unduplicated students. Unduplicated students often include English learners, foster youth, and low-income students</p> <p><b>Scope:</b><br/>Limited to Unduplicated Student Group(s)</p> | <p>This initiative is a 200-day year-round track specifically designed to support low-income students, English Learners (ELs), and Foster Youth. It aims to mitigate summer learning loss (summer slide), enhance academic achievement, and offer valuable opportunities for these student populations.</p> <p>Credit Recovery: Dedicated time slots will be provided for students to recover lost credits or retake courses they failed.</p> <p>CTE Pathway Discovery: Students will explore Career and Technical Education (CTE) pathways through workshops, guest speakers, and project-based learning. This can help them identify career interests and prepare for future opportunities.</p> <p>Essential Skills Review: Time will be allocated for revisiting and solidifying core academic skills in reading, writing, math, and science. This ensures foundational knowledge remains strong, especially for students who may struggle with these concepts.</p> <p>Getting Ahead: Students can utilize the additional time to take elective courses, pursue independent study projects, or participate in advanced coursework to get ahead in their academic journey.</p> | <p>Summer Learning Loss: Compare standardized test scores from the end of the previous school year to the beginning of the following year for targeted student groups. This will show if the program is effectively mitigating summer slide.</p> <p>Credit Recovery Rates: Track the percentage of students who successfully recover lost credits through the program.</p> <p>CTE Pathway Participation and Outcomes: Monitor student participation in CTE exploration activities and track their subsequent enrollment in relevant courses or programs.</p> <p>Student and Parent Surveys: Conduct surveys to gauge student and parent satisfaction with the program, their perception of its impact on learning, and suggestions for improvement.</p> |

For any limited action contributing to meeting the increased or improved services requirement that is associated with a Planned Percentage of Improved Services in the Contributing Summary Table rather than an expenditure of LCFF funds, describe the methodology that was used to determine the contribution of the action towards the proportional percentage, as applicable.

Closing the achievement gap and improving student outcomes are central to Elite Academic Academy's mission. We are dedicated to ensuring that all students, including English learners (EL), foster youth (FY), and low-income (LI) students, graduate high school ready for college and career. To achieve this, Elite Academic Academy has implemented strategic investments, curriculum enhancements, and instructional support tailored to meet the needs of these student subgroups.

We have been focused on establishing connections and partnerships with families, community partners, and all stakeholders to increase engagement, and involvement, and ensure safety and satisfaction to support student learning and achievement. (All Students include EL, FY, LI) Elite Academic Academy has budgeted a commensurate increase in funding to reach these subgroups that are principally directed and effective in meeting school-wide goals; specifically, the school provided:

- Adaptive online/traditional content from a variety of curriculum options This is a multi-year project which focused on expanding course offerings each year.
- College & Career Readiness courses/curriculum from A-G Curriculum providers or Elite's own adopted A-G course catalog
- Increased access to technology equipment to support unduplicated pupils
- Added additional courses to engage students with various interests so that they stay committed to their academic experience.
- Implemented two benchmark assessment programs; one that can be administered online and one offline. This gives teachers the flexibility to assess students in a format that works best for the student. We also provided professional development on the use of programs and data interpretations from these two systems.
- Created project-based learning opportunities for additional hands-on learning. It is critical that connections be made between what a student is learning and what they experience. These experiences make learning more relevant.
- Implemented a comprehensive curriculum for EL learners, including two support courses for our EL students
- Increased Learning Lab tutoring and intensive intervention support for unduplicated pupils who are struggling, in an effort to close the achievement gap. Our Learning Lab/tutoring sessions give students another opportunity to build relationships and connect with a supportive adult. Not only do the Learning Lab coaches teach specific skills, but they also monitor progress, collaborate with parents and hold students accountable for their learning.
- Teacher MTSS Lead Positions, an MTSS Instructional Aide, and a Coordinator of Schoolwide Systems and Support position are focused on helping unduplicated pupils close the achievement gap
- Added more CTE pathways to support students and give hands-on real-world experiences for learning.



**Additional Concentration Grant Funding**

A description of the plan for how the additional concentration grant add-on funding identified above will be used to increase the number of staff providing direct services to students at schools that have a high concentration (above 55 percent) of foster youth, English learners, and low-income students, as applicable.

N/A

| <b>Staff-to-student ratios by type of school and concentration of unduplicated students</b> | Schools with a student concentration of 55 percent or less | Schools with a student concentration of greater than 55 percent |
|---|--|---|
| Staff-to-student ratio of classified staff providing direct services to students            | 40-1   | N/A   |
| Staff-to-student ratio of certificated staff providing direct services to students          | 25-1   | N/A   |

2025-26 Total Expenditures Table

| LCAP Year | 1. Projected LCFF Base Grant<br>(Input Dollar Amount) | 2. Projected LCFF Supplemental and/or Concentration Grants<br>(Input Dollar Amount) | 3. Projected Percentage to Increase or Improve Services for the Coming School Year<br>(2 divided by 1) | LCFF Carryover — Percentage<br>(Input Percentage from Prior Year) | Total Percentage to Increase or Improve Services for the Coming School Year<br>(3 + Carryover %) |
|-----------|---|---|--|---|--|
| Totals    | 17,937,715.00   | 2085976   | 11.629%  | 0.000%  | 11.629%  |

| Totals | LCFF Funds      | Other State Funds | Local Funds | Federal Funds | Total Funds     | Total Personnel | Total Non-personnel |
|--------|-----------------|-------------------|-------------|---------------|-----------------|-----------------|---------------------|
| Totals | \$18,073,871.93 | \$2,995,483.62    | \$0.00      | \$468,971.91  | \$21,538,327.46 | \$12,939,788.89 | \$8,598,538.57      |

| Goal # | Action # | Action Title   | Student Group(s) | Contributing to Increased or Improved Services? | Scope                                    | Unduplicated Student Group(s) | Location  | Time Span | Total Personnel | Total Non-personnel | LCFF Funds     | Other State Funds | Local Funds | Federal Funds | Total Funds    | Planned Percentage of Improved Services |
|--------|----------|--|------------------|---|--|-------------------------------|---|-----------|-----------------|---------------------|----------------|-------------------|-------------|---------------|----------------|---|
| 1      | 1.1      | Academic Achievement through highly qualified staff, research-based instructional practices, and performance monitoring. | All              | No  |  |                               | All Schools<br>Specific Schools: Elite Academic Academy - Lucerne TK-12 |           | \$5,820,465.47  | \$33,838.41         | \$5,854,303.88 |                   |             |               | \$5,854,303.88 |   |
| 1      | 1.2      | Special Education Academic Achievement   |                  | Yes   | Limited to Unduplicated Student Group(s) |                               | All Schools<br>Specific Schools: Elite Academic Academy - Lucerne Tk-12 |           | \$1,742,150.99  | \$142,348.52        | \$183,130.34   | \$1,478,710.00    |             | \$222,659.17  | \$1,884,499.51 | 1.02%                                   |
| 1      | 1.3      | Equitable access to Common Core-aligned viable curriculum and materials  | All              | No  |  |                               | All Schools<br>Specific Schools: Elite Academic Academy - Lucerne TK-12 |           | \$0.00          | \$1,504,950.80      | \$797,745.34   | \$707,205.46      |             | \$0.00        | \$1,504,950.80 | 4.44%                                   |
| 1      | 1.4      | Professional Development to Support in Effective Teaching  |                  | Yes   | Limited to Unduplicated Student Group(s) |                               | All Schools   |           | \$0.00          | \$317,780.92        | \$286,773.47   | \$0.00            |             | \$31,007.45   | \$317,780.92   | 1.60%                                   |

| Goal # | Action # | Action Title   | Student Group(s)                               | Contributing to Increased or Improved Services? | Scope                                    | Unduplicated Student Group(s)    | Location  | Time Span | Total Personnel | Total Non-personnel | LCFF Funds     | Other State Funds | Local Funds | Federal Funds | Total Funds    | Planned Percentage of Improved Services |
|--------|----------|--|--|---|--|----------------------------------|---|-----------|-----------------|---------------------|----------------|-------------------|-------------|---------------|----------------|---|
| 1      | 1.5      | Management of Fiscal, operational and technological resources to support students, staff, and community. | All  | No  |  |                                  | All Schools   |           | \$841,950.85    | \$2,542,504.39      | \$3,384,455.24 |                   |             |               | \$3,384,455.24 |   |
| 2      | 2.1      | School-Based Enrichment Activities   | All  | No  |  |                                  | All Schools<br>Specific Schools: Elite Academic Academy - Lucerne TK-12 |           | \$0.00          | \$2,125,948.55      | \$2,125,948.55 |                   |             |               | \$2,125,948.55 |   |
| 2      | 2.2      | Meaningful and Transparent Communication   | All  | No  |  |                                  | All Schools<br>Specific Schools: Elite Academic Academy - Lucerne TK-12 |           | \$19,730.29     | \$303,702.81        | \$323,433.10   |                   |             |               | \$323,433.10   |   |
| 2      | 2.3      | Safe Learning Environment  | All  | No  |  |                                  | All Schools<br>Specific Schools: Elite Academic Academy - Lucerne TK-12 |           | \$0.00          | \$6,179.11          | \$6,179.11     |                   |             |               | \$6,179.11     |   |
| 2      | 2.4      | English Language Family Support  | English Learners                               | Yes   | Limited to Unduplicated Student Group(s) | English Learners                 | All Schools   |           | \$0.00          | \$5,256.68          | \$5,256.68     |                   |             | \$0.00        | \$5,256.68     | 0.03%                                   |
| 2      | 2.5      | Engaging the Community   | All  | No  |  |                                  | All Schools   |           | \$19,552.85     | \$139,858.01        | \$159,410.86   |                   |             |               | \$159,410.86   |   |
| 2      | 2.6      | Providing Access to Resources  | All  | No  |  |                                  |   |           | \$423,022.86    | \$0.00              | \$423,022.86   |                   |             |               | \$423,022.86   |   |
| 3      | 3.1      | MTSS System Monitoring   | English Learners<br>Foster Youth<br>Low Income | Yes   | Limited to Unduplicated                  | English Learners<br>Foster Youth | All Schools   |           | \$731,579.63    | \$0.00              | \$471,906.04   | \$44,368.30       |             | \$215,305.29  | \$731,579.63   | 2.63%                                   |

| Goal # | Action # | Action Title   | Student Group(s)                               | Contributing to Increased or Improved Services? | Scope                                    | Unduplicated Student Group(s)                  | Location   | Time Span | Total Personnel | Total Non-personnel | LCFF Funds     | Other State Funds | Local Funds | Federal Funds | Total Funds    | Planned Percentage of Improved Services |
|--------|----------|--|--|---|--|--|--|-----------|-----------------|---------------------|----------------|-------------------|-------------|---------------|----------------|---|
|        |          |  |  |   | Student Group(s)                         | Low Income                                     |  |           |                 |                     |                |                   |             |               |                |   |
| 3      | 3.2      | EL Proficiency Monitoring (EL)   | English Learners                               | Yes   | Limited to Unduplicated Student Group(s) | English Learners                               | All Schools  |           | \$63,834.16     | \$11,415.94         | \$75,250.10    |                   |             |               | \$75,250.10    | 0.42%                                   |
| 3      | 3.3      | Access to technology to effectively implement and support academic learning for students and staff | English Learners<br>Foster Youth<br>Low Income | Yes   | Limited to Unduplicated Student Group(s) | English Learners<br>Foster Youth<br>Low Income | All Schools  |           | \$277,805.79    | \$742,159.41        | \$1,019,965.20 |                   |             |               | \$1,019,965.20 | 5.69%                                   |
| 3      | 3.4      | Offer Year Round Track for credit recovery, advancement, and enrichment                            | English Learners<br>Foster Youth<br>Low Income | Yes   | Limited to Unduplicated Student Group(s) | English Learners<br>Foster Youth<br>Low Income | All Schools  |           | \$1,050,401.09  | \$626,454.02        | \$1,139,361.11 | \$537,494.00      |             |               | \$1,676,855.11 | 6.35%                                   |
| 4      | 4.1      | Career Technical Education Program Pathways  | All  | No  |  |  | All Schools<br>Specific Schools:<br>Elite Academic Academy - Lucerne TK-12 |           | \$879,586.01    | \$0.00              | \$806,778.65   | \$72,807.36       |             |               | \$879,586.01   |   |
| 4      | 4.2      | Assessment & Articulation for post-secondary preparation   | All  | No  |  |  | All Schools  |           | \$0.00          | \$11,419.08         | \$11,419.08    |                   |             |               | \$11,419.08    |   |
| 4      | 4.3      | College and Career Counseling  | All  | No  |  |  | All Schools<br>Specific Schools:<br>Elite Academic Academy - Lucerne TK-12 |           | \$830,735.49    | \$1,804.71          | \$832,540.20   |                   |             |               | \$832,540.20   |   |
| 4      | 4.4      | Advanced Academic Resources (SOAR)   | All  | No  |  |  | All Schools  |           | \$111,238.07    | \$20,784.87         | \$132,022.94   |                   |             |               | \$132,022.94   |   |

| Goal # | Action # | Action Title           | Student Group(s) | Contributing to Increased or Improved Services? | Scope | Unduplicated Student Group(s) | Location | Time Span | Total Personnel | Total Non-personnel | LCFF Funds  | Other State Funds | Local Funds | Federal Funds | Total Funds  | Planned Percentage of Improved Services |
|--------|----------|------------------------|------------------|---|-------|-------------------------------|----------|-----------|-----------------|---------------------|-------------|-------------------|-------------|---------------|--------------|---|
| 4      | 4.5      | Arts and Music Program | All              | No  |       |                               |          |           | \$127,735.34    | \$62,132.34         | \$34,969.18 | \$154,898.50      |             |               | \$189,867.68 | 0.06%                                   |

# 2025-26 Contributing Actions Table

| 1. Projected LCFF Base Grant | 2. Projected LCFF Supplemental and/or Concentration Grants | 3. Projected Percentage to Increase or Improve Services for the Coming School Year (2 divided by 1) | LCFF Carryover — Percentage (Percentage from Prior Year) | Total Percentage to Increase or Improve Services for the Coming School Year (3 + Carryover %) | 4. Total Planned Contributing Expenditures (LCFF Funds) | 5. Total Planned Percentage of Improved Services (%) | Planned Percentage to Increase or Improve Services for the Coming School Year (4 divided by 1, plus 5) | Totals by Type           | Total LCFF Funds |
|------------------------------|--|---|--|---|---|--|--|--------------------------|------------------|
| 17,937,715.00                | 2085976  | 11.629%   | 0.000%   | 11.629%   | \$3,181,642.94  | 22.240%  | 39.977 %   | <b>Total:</b>            | \$3,181,642.94   |
|                              |  |   |  |   |   |  |  | <b>LEA-wide Total:</b>   | \$0.00           |
|                              |  |   |  |   |   |  |  | <b>Limited Total:</b>    | \$3,181,642.94   |
|                              |  |   |  |   |   |  |  | <b>Schoolwide Total:</b> | \$0.00           |

| Goal | Action # | Action Title   | Contributing to Increased or Improved Services? | Scope                                    | Unduplicated Student Group(s)                  | Location    | Planned Expenditures for Contributing Actions (LCFF Funds) | Planned Percentage of Improved Services (%) |
|------|----------|--|---|--|--|-------------|--|---|
| 1    | 1.2      | Special Education Academic Achievement   | Yes   | Limited to Unduplicated Student Group(s) |  | All Schools | \$183,130.34   | 1.02%                                       |
| 1    | 1.4      | Professional Development to Support in Effective Teaching  | Yes   | Limited to Unduplicated Student Group(s) |  | All Schools | \$286,773.47   | 1.60%                                       |
| 2    | 2.4      | English Language Family Support  | Yes   | Limited to Unduplicated Student Group(s) | English Learners                               | All Schools | \$5,256.68   | 0.03%                                       |
| 3    | 3.1      | MTSS System Monitoring   | Yes   | Limited to Unduplicated Student Group(s) | English Learners<br>Foster Youth<br>Low Income | All Schools | \$471,906.04   | 2.63%                                       |
| 3    | 3.2      | EL Proficiency Monitoring (EL)   | Yes   | Limited to Unduplicated Student Group(s) | English Learners                               | All Schools | \$75,250.10  | 0.42%                                       |
| 3    | 3.3      | Access to technology to effectively implement and support academic learning for students and staff | Yes   | Limited to Unduplicated Student Group(s) | English Learners<br>Foster Youth<br>Low Income | All Schools | \$1,019,965.20   | 5.69%                                       |

| Goal | Action # | Action Title  | Contributing to Increased or Improved Services? | Scope                                    | Unduplicated Student Group(s)                  | Location    | Planned Expenditures for Contributing Actions (LCFF Funds) | Planned Percentage of Improved Services (%) |
|------|----------|---|---|--|--|-------------|--|---|
| 3    | 3.4      | Offer Year Round Track for credit recovery, advancement, and enrichment | Yes   | Limited to Unduplicated Student Group(s) | English Learners<br>Foster Youth<br>Low Income | All Schools | \$1,139,361.11   | 6.35%                                       |

# 2024-25 Annual Update Table

| Totals | Last Year's Total Planned Expenditures (Total Funds) | Total Estimated Expenditures (Total Funds) |
|--------|--|--|
| Totals | \$18,269,162.28                                      | \$0.00                                     |

| Last Year's Goal # | Last Year's Action # | Prior Action/Service Title   | Contributed to Increased or Improved Services? | Last Year's Planned Expenditures (Total Funds) | Estimated Actual Expenditures (Input Total Funds) |
|--------------------|----------------------|--|--|--|---|
| 1                  | 1.1                  | Academic Achievement through highly qualified staff, research-based instructional practices, and performance monitoring. | No   | \$5,121,683.72                                 |   |
| 1                  | 1.2                  | Special Education Academic Achievement   | Yes  | \$1,395,886.33                                 |   |
| 1                  | 1.3                  | Equitable access to Common Core-aligned viable curriculum and materials  | No   | \$1,240,923.54                                 |   |
| 1                  | 1.4                  | Professional Development to Support in Effective Teaching  | Yes  | \$250,222.03                                   |   |
| 1                  | 1.5                  | Management of Fiscal, operational and technological resources to support students, staff, and community.                 | No   | \$3,103,275.23                                 |   |
| 2                  | 2.1                  | School-Based Enrichment Activities   | No   | \$1,921,797.34                                 |   |
| 2                  | 2.2                  | Meaningful and Transparent Communication   | No   | \$319,958.06                                   |   |
| 2                  | 2.3                  | Safe Learning Environment  | No   | \$5,474.59                                     |   |
| 2                  | 2.4                  | English Language Family Support  | Yes  | \$10,117.43                                    |   |



| Last Year's Goal # | Last Year's Action # | Prior Action/Service Title   | Contributed to Increased or Improved Services? | Last Year's Planned Expenditures (Total Funds) | Estimated Actual Expenditures (Input Total Funds) |
|--------------------|----------------------|--|--|--|---|
|                    |                      |  |  |  |   |
| 2                  | 2.5                  | Engaging the Community   | No   | \$129,514.85                                   |   |
| 2                  | 2.6                  | Providing Access to Resources  | No   | \$365,082.15                                   |   |
| 3                  | 3.1                  | MTSS System Monitoring   | Yes  | \$738,689.26                                   |   |
| 3                  | 3.2                  | EL Proficiency Monitoring (EL)   | Yes  | \$67,360.44                                    |   |
| 3                  | 3.3                  | Access to technology to effectively implement and support academic learning for students and staff | Yes  | \$976,390.45                                   |   |
| 3                  | 3.4                  | Offer Year Round Track for credit recovery, advancement, and enrichment                            | Yes  | \$1,192,250.44                                 |   |
| 4                  | 4.1                  | Career Technical Education Program Pathways  | No   | \$815,783.29                                   |   |
| 4                  | 4.2                  | Assessment & Articulation for post-secondary preparation   | No   | \$17,158.60                                    |   |
| 4                  | 4.3                  | College and Career Counseling  | No   | \$299,713.06                                   |   |
| 4                  | 4.4                  | Advanced Academic Resources (SOAR)   | No   | \$126,136.23                                   |   |
| 4                  | 4.5                  | Arts and Music Program   | No   | \$171,745.24                                   |   |

# 2024-25 Contributing Actions Annual Update Table

| 6. Estimated LCFF Supplemental and/or Concentration Grants (Input Dollar Amount) | 4. Total Planned Contributing Expenditures (LCFF Funds) | 7. Total Estimated Expenditures for Contributing Actions (LCFF Funds) | Difference Between Planned and Estimated Expenditures for Contributing Actions (Subtract 7 from 4) | 5. Total Planned Percentage of Improved Services (%) | 8. Total Estimated Percentage of Improved Services (%) | Difference Between Planned and Estimated Percentage of Improved Services (Subtract 5 from 8) |
|--|---|---|--|--|--|--|
| 1,757,856  | \$2,671,634.18  | \$2,858,492.00  | (\$186,857.82)   | 20.690%  | 0.000%   | -20.690%   |

| Last Year's Goal # | Last Year's Action # | Prior Action/Service Title   | Contributing to Increased or Improved Services? | Last Year's Planned Expenditures for Contributing Actions (LCFF Funds) | Estimated Actual Expenditures for Contributing Actions (Input LCFF Funds) | Planned Percentage of Improved Services | Estimated Actual Percentage of Improved Services (Input Percentage) |
|--------------------|----------------------|--|---|--|---|---|---|
| 1                  | 1.2                  | Special Education Academic Achievement   | Yes   | \$168,204.13   | 231,870   |   |   |
| 1                  | 1.4                  | Professional Development to Support in Effective Teaching  | Yes   | \$122,379.03   | 147,642   | 1.38%                                   |   |
| 2                  | 2.4                  | English Language Family Support  | Yes   | \$10,117.43  | 10,058  | 0.08%                                   |   |
| 3                  | 3.1                  | MTSS System Monitoring   | Yes   | \$493,262.26   | 532,877   | 4.28%                                   |   |
| 3                  | 3.2                  | EL Proficiency Monitoring (EL)   | Yes   | \$67,360.44  | 69,943  | 0.52%                                   |   |
| 3                  | 3.3                  | Access to technology to effectively implement and support academic learning for students and staff | Yes   | \$976,390.45   | 853,017   | 5.24%                                   |   |
| 3                  | 3.4                  | Offer Year Round Track for credit recovery, advancement, and enrichment                            | Yes   | \$833,920.44   | 1,013,085   | 9.19%                                   |   |

# 2024-25 LCFF Carryover Table

| 9. Estimated Actual LCFF Base Grant (Input Dollar Amount) | 6. Estimated Actual LCFF Supplemental and/or Concentration Grants | LCFF Carryover — Percentage (Percentage from Prior Year) | 10. Total Percentage to Increase or Improve Services for the Current School Year (6 divided by 9 + Carryover %) | 7. Total Estimated Actual Expenditures for Contributing Actions (LCFF Funds) | 8. Total Estimated Actual Percentage of Improved Services (%) | 11. Estimated Actual Percentage of Increased or Improved Services (7 divided by 9, plus 8) | 12. LCFF Carryover — Dollar Amount (Subtract 11 from 10 and multiply by 9) | 13. LCFF Carryover — Percentage (12 divided by 9) |
|---|---|--|---|--|---|--|--|---|
|   | 1,757,856   |  | 0.000%  | \$2,858,492.00   | 0.000%  | 0.000%   | \$0.00   | 0.000%  |

# Local Control and Accountability Plan Instructions

[Plan Summary](#)

[Engaging Educational Partners](#)

[Goals and Actions](#)

[Increased or Improved Services for Foster Youth, English Learners, and Low-Income Students](#)

*For additional questions or technical assistance related to the completion of the Local Control and Accountability Plan (LCAP) template, please contact the local county office of education (COE), or the California Department of Education's (CDE's) Local Agency Systems Support Office, by phone at 916-319-0809 or by email at [LCFF@cde.ca.gov](mailto:LCFF@cde.ca.gov).*

## Introduction and Instructions

The Local Control Funding Formula (LCFF) requires local educational agencies (LEAs) to engage their local educational partners in an annual planning process to evaluate their progress within eight state priority areas encompassing all statutory metrics (COEs have 10 state priorities). LEAs document the results of this planning process in the LCAP using the template adopted by the State Board of Education.

The LCAP development process serves three distinct, but related functions:

- **Comprehensive Strategic Planning:** The process of developing and annually updating the LCAP supports comprehensive strategic planning, particularly to address and reduce disparities in opportunities and outcomes between student groups indicated by the California School Dashboard (California Education Code [EC] Section 52064[e][1]). Strategic planning that is comprehensive connects budgetary decisions to teaching and learning performance data. LEAs should continually evaluate the hard choices they make about the use of limited resources to meet student and community needs to ensure opportunities and outcomes are improved for all students.
- **Meaningful Engagement of Educational Partners:** The LCAP development process should result in an LCAP that reflects decisions made through meaningful engagement (EC Section 52064[e][1]). Local educational partners possess valuable perspectives and insights about an LEA's programs and services. Effective strategic planning will incorporate these perspectives and insights in order to identify potential goals and actions to be included in the LCAP.
- **Accountability and Compliance:** The LCAP serves an important accountability function because the nature of some LCAP template sections require LEAs to show that they have complied with various requirements specified in the LCFF statutes and regulations, most notably:
  - Demonstrating that LEAs are increasing or improving services for foster youth, English learners, including long-term English learners, and low-income students in proportion to the amount of additional funding those students generate under LCFF (EC Section 52064[b][4-6]).
  - Establishing goals, supported by actions and related expenditures, that address the statutory priority areas and statutory metrics (EC sections 52064[b][1] and [2]).
    - **NOTE:** As specified in EC Section 62064(b)(1), the LCAP must provide a description of the annual goals, for all pupils and each subgroup of pupils identified pursuant to EC Section 52052, to be achieved for each of the state priorities. Beginning in 2023–24, EC

Section 52052 identifies long-term English learners as a separate and distinct pupil subgroup with a numerical significance at 15 students.

- Annually reviewing and updating the LCAP to reflect progress toward the goals (EC Section 52064[b][7]).
- Ensuring that all increases attributable to supplemental and concentration grant calculations, including concentration grant add-on funding and/or LCFF carryover, are reflected in the LCAP (EC sections 52064[b][6], [8], and [11]).

The LCAP template, like each LEA's final adopted LCAP, is a document, not a process. LEAs must use the template to memorialize the outcome of their LCAP development process, which must: (a) reflect comprehensive strategic planning, particularly to address and reduce disparities in opportunities and outcomes between student groups indicated by the California School Dashboard (Dashboard), (b) through meaningful engagement with educational partners that (c) meets legal requirements, as reflected in the final adopted LCAP. The sections included within the LCAP template do not and cannot reflect the full development process, just as the LCAP template itself is not intended as a tool for engaging educational partners.

If a county superintendent of schools has jurisdiction over a single school district, the county board of education and the governing board of the school district may adopt and file for review and approval a single LCAP consistent with the requirements in EC sections 52060, 52062, 52066, 52068, and 52070. The LCAP must clearly articulate to which entity's budget (school district or county superintendent of schools) all budgeted and actual expenditures are aligned.

The revised LCAP template for the 2024–25, 2025–26, and 2026–27 school years reflects statutory changes made through Senate Bill 114 (Committee on Budget and Fiscal Review), Chapter 48, Statutes of 2023 and Senate Bill 153, Chapter 38, Statutes of 2024.

At its most basic, the adopted LCAP should attempt to distill not just what the LEA is doing for students in transitional kindergarten through grade twelve (TK–12), but also allow educational partners to understand why, and whether those strategies are leading to improved opportunities and outcomes for students. LEAs are strongly encouraged to use language and a level of detail in their adopted LCAPs intended to be meaningful and accessible for the LEA's diverse educational partners and the broader public.

In developing and finalizing the LCAP for adoption, LEAs are encouraged to keep the following overarching frame at the forefront of the strategic planning and educational partner engagement functions:

Given present performance across the state priorities and on indicators in the Dashboard, how is the LEA using its budgetary resources to respond to TK–12 student and community needs, and address any performance gaps, including by meeting its obligation to increase or improve services for foster youth, English learners, and low-income students?

LEAs are encouraged to focus on a set of metrics and actions which, based on research, experience, and input gathered from educational partners, the LEA believes will have the biggest impact on behalf of its TK–12 students.

These instructions address the requirements for each section of the LCAP but may include information about effective practices when developing the LCAP and completing the LCAP document. Additionally, the beginning of each template section includes information emphasizing the purpose that section serves.

# Plan Summary

## ***Purpose***

A well-developed Plan Summary section provides a meaningful context for the LCAP. This section provides information about an LEA's community as well as relevant information about student needs and performance. In order to present a meaningful context for the rest of the LCAP, the content of this section should be clearly and meaningfully related to the content included throughout each subsequent section of the LCAP.

## **Requirements and Instructions**

### **General Information**

A description of the LEA, its schools, and its students in grades transitional kindergarten–12, as applicable to the LEA. LEAs may also provide information about their strategic plan, vision, etc.

Briefly describe the LEA, its schools, and its students in grades TK–12, as applicable to the LEA.

- For example, information about an LEA in terms of geography, enrollment, employment, the number and size of specific schools, recent community challenges, and other such information the LEA may wish to include can enable a reader to more fully understand the LEA's LCAP.
- LEAs may also provide information about their strategic plan, vision, etc.
- As part of this response, identify all schools within the LEA receiving Equity Multiplier funding.

### **Reflections: Annual Performance**

A reflection on annual performance based on a review of the California School Dashboard (Dashboard) and local data.

Reflect on the LEA's annual performance on the Dashboard and local data. This may include both successes and challenges identified by the LEA during the development process.

LEAs are encouraged to highlight how they are addressing the identified needs of student groups, and/or schools within the LCAP as part of this response.

As part of this response, the LEA must identify the following, which will remain unchanged during the three-year LCAP cycle:

- Any school within the LEA that received the lowest performance level on one or more state indicators on the 2023 Dashboard;
- Any student group within the LEA that received the lowest performance level on one or more state indicators on the 2023 Dashboard; and/or
- Any student group within a school within the LEA that received the lowest performance level on one or more state indicators on the 2023 Dashboard.

EC Section 52064.4 requires that an LEA that has unexpended Learning Recovery Emergency Block Grant (LREBG) funds must include one or more actions funded with LREBG funds within the 2025-26, 2026-27 and 2027-28 LCAPs, as applicable to the LEA. To implement the requirements of EC Section 52064.4, all LEAs must do the following:

- For the 2025–26, 2026–27, and 2027–28 LCAP years, identify whether or not the LEA has unexpended LREBG funds for the applicable LCAP year.
  - If the LEA has unexpended LREBG funds the LEA must provide the following:
    - The goal and action number for each action that will be funded, either in whole or in part, with LREBG funds; and
    - An explanation of the rationale for selecting each action funded with LREBG funds. This explanation must include:
      - An explanation of how the action is aligned with the allowable uses of funds identified in [EC Section 32526\(c\)\(2\)](#); and
      - An explanation of how the action is expected to address the area(s) of need of students and schools identified in the needs assessment required by [EC Section 32526\(d\)](#).
        - For information related to the allowable uses of funds and the required needs assessment, please see the Program Information tab on the [LREBG Program Information](#) web page.
    - Actions may be grouped together for purposes of these explanations.
    - The LEA may provide these explanations as part of the action description rather than as part of the Reflections: Annual Performance.
  - If the LEA does not have unexpended LREBG funds, the LEA is not required to conduct the needs assessment required by EC Section 32526(d), to provide the information identified above or to include actions funded with LREBG funds within the 2025-26, 2026-27 and 2027-28 LCAPs.

### **Reflections: Technical Assistance**

As applicable, a summary of the work underway as part of technical assistance.

Annually identify the reason(s) the LEA is eligible for or has requested technical assistance consistent with EC sections 47607.3, 52071, 52071.5, 52072, or 52072.5, and provide a summary of the work underway as part of receiving technical assistance. The most common form of this technical assistance is frequently referred to as Differentiated Assistance, however this also includes LEAs that have requested technical assistance from their COE.

- If the LEA is not eligible for or receiving technical assistance, the LEA may respond to this prompt as “Not Applicable.”

**Comprehensive Support and Improvement**

An LEA with a school or schools identified for comprehensive support and improvement (CSI) under the Every Student Succeeds Act must respond to the following prompts:

**Schools Identified**

A list of the schools in the LEA that are eligible for comprehensive support and improvement.

- Identify the schools within the LEA that have been identified for CSI.

**Support for Identified Schools**

A description of how the LEA has or will support its eligible schools in developing comprehensive support and improvement plans.

- Describe how the LEA has or will support the identified schools in developing CSI plans that included a school-level needs assessment, evidence-based interventions, and the identification of any resource inequities to be addressed through the implementation of the CSI plan.

**Monitoring and Evaluating Effectiveness**

A description of how the LEA will monitor and evaluate the plan to support student and school improvement.

- Describe how the LEA will monitor and evaluate the implementation and effectiveness of the CSI plan to support student and school improvement.

**Engaging Educational Partners**

***Purpose***

Significant and purposeful engagement of parents, students, educators, and other educational partners, including those representing the student groups identified by LCFF, is critical to the development of the LCAP and the budget process. Consistent with statute, such engagement should support comprehensive strategic planning, particularly to address and reduce disparities in opportunities and outcomes between student groups indicated by the Dashboard, accountability, and improvement across the state priorities and locally identified priorities (EC Section 52064[e][1]). Engagement of educational partners is an ongoing, annual process.

This section is designed to reflect how the engagement of educational partners influenced the decisions reflected in the adopted LCAP. The goal is to allow educational partners that participated in the LCAP development process and the broader public to understand how the LEA engaged educational partners and the impact of that engagement. LEAs are encouraged to keep this goal in the forefront when completing this section.

**Requirements**

***Requirements***

**School districts and COEs:** [EC Section 52060\(g\)](#) and [EC Section 52066\(g\)](#) specify the educational partners that must be consulted when developing the LCAP:

- Teachers,



- Principals,
- Administrators,
- Other school personnel,
- Local bargaining units of the LEA,
- Parents, and
- Students

A school district or COE receiving Equity Multiplier funds must also consult with educational partners at schools generating Equity Multiplier funds in the development of the LCAP, specifically, in the development of the required focus goal for each applicable school.

Before adopting the LCAP, school districts and COEs must share it with the applicable committees, as identified below under Requirements and Instructions. The superintendent is required by statute to respond in writing to the comments received from these committees. School districts and COEs must also consult with the special education local plan area administrator(s) when developing the LCAP.

**Charter schools:** [EC Section 47606.5\(d\)](#) requires that the following educational partners be consulted with when developing the LCAP:

- Teachers,
- Principals,
- Administrators,
- Other school personnel,
- Parents, and
- Students

A charter school receiving Equity Multiplier funds must also consult with educational partners at the school generating Equity Multiplier funds in the development of the LCAP, specifically, in the development of the required focus goal for the school.

The LCAP should also be shared with, and LEAs should request input from, schoolsite-level advisory groups, as applicable (e.g., schoolsite councils, English Learner Advisory Councils, student advisory groups, etc.), to facilitate alignment between schoolsite and district-level goals. Information and resources that support effective engagement, define student consultation, and provide the requirements for advisory group composition, can be found under Resources on the [CDE's LCAP webpage](#).

Before the governing board/body of an LEA considers the adoption of the LCAP, the LEA must meet the following legal requirements:

- For school districts, see [Education Code Section 52062](#);
  - **Note:** Charter schools using the LCAP as the School Plan for Student Achievement must meet the requirements of *EC* Section 52062(a).
- For COEs, see [Education Code Section 52068](#); and
- For charter schools, see [Education Code Section 47606.5](#).

- **NOTE:** As a reminder, the superintendent of a school district or COE must respond, in writing, to comments received by the applicable committees identified in the *Education Code* sections listed above. This includes the parent advisory committee and may include the English learner parent advisory committee and, as of July 1, 2024, the student advisory committee, as applicable.

## Instructions

Respond to the prompts as follows:

A summary of the process used to engage educational partners in the development of the LCAP.

School districts and county offices of education must, at a minimum, consult with teachers, principals, administrators, other school personnel, local bargaining units, parents, and students in the development of the LCAP.

Charter schools must, at a minimum, consult with teachers, principals, administrators, other school personnel, parents, and students in the development of the LCAP.

An LEA receiving Equity Multiplier funds must also consult with educational partners at schools generating Equity Multiplier funds in the development of the LCAP, specifically, in the development of the required focus goal for each applicable school.

Complete the table as follows:

### Educational Partners

Identify the applicable educational partner(s) or group(s) that were engaged in the development of the LCAP.

### Process for Engagement

Describe the engagement process used by the LEA to involve the identified educational partner(s) in the development of the LCAP. At a minimum, the LEA must describe how it met its obligation to consult with all statutorily required educational partners, as applicable to the type of LEA.

- A sufficient response to this prompt must include general information about the timeline of the process and meetings or other engagement strategies with educational partners. A response may also include information about an LEA's philosophical approach to engaging its educational partners.
- An LEA receiving Equity Multiplier funds must also include a summary of how it consulted with educational partners at schools generating Equity Multiplier funds in the development of the LCAP, specifically, in the development of the required focus goal for each applicable school.

A description of how the adopted LCAP was influenced by the feedback provided by educational partners.

Describe any goals, metrics, actions, or budgeted expenditures in the LCAP that were influenced by or developed in response to the educational partner feedback.

- A sufficient response to this prompt will provide educational partners and the public with clear, specific information about how the engagement process influenced the development of the LCAP. This may include a description of how the LEA prioritized requests of educational partners within the context of the budgetary resources available or otherwise prioritized areas of focus within the LCAP.
- An LEA receiving Equity Multiplier funds must include a description of how the consultation with educational partners at schools generating Equity Multiplier funds influenced the development of the adopted LCAP.
- For the purposes of this prompt, this may also include, but is not necessarily limited to:
  - Inclusion of a goal or decision to pursue a Focus Goal (as described below)
  - Inclusion of metrics other than the statutorily required metrics
  - Determination of the target outcome on one or more metrics
  - Inclusion of performance by one or more student groups in the Measuring and Reporting Results subsection
  - Inclusion of action(s) or a group of actions
  - Elimination of action(s) or group of actions
  - Changes to the level of proposed expenditures for one or more actions
  - Inclusion of action(s) as contributing to increased or improved services for unduplicated students
  - Analysis of effectiveness of the specific actions to achieve the goal
  - Analysis of material differences in expenditures
  - Analysis of changes made to a goal for the ensuing LCAP year based on the annual update process
  - Analysis of challenges or successes in the implementation of actions

## Goals and Actions

### *Purpose*

Well-developed goals will clearly communicate to educational partners what the LEA plans to accomplish, what the LEA plans to do in order to accomplish the goal, and how the LEA will know when it has accomplished the goal. A goal statement, associated metrics and expected outcomes, and the actions included in the goal must be in alignment. The explanation for why the LEA included a goal is an opportunity for LEAs to clearly communicate to educational partners and the public why, among the various strengths and areas for improvement highlighted by performance data and strategies and actions that could be pursued, the LEA decided to pursue this goal, and the related metrics, expected outcomes, actions, and expenditures.

A well-developed goal can be focused on the performance relative to a metric or metrics for all students, a specific student group(s), narrowing performance gaps, or implementing programs or strategies expected to impact outcomes. LEAs should assess the performance of their student groups when developing goals and the related actions to achieve such goals.

### *Requirements and Instructions*

LEAs should prioritize the goals, specific actions, and related expenditures included within the LCAP within one or more state priorities. LEAs must consider performance on the state and local indicators, including their locally collected and reported data for the local indicators that are included in the Dashboard, in determining whether and how to prioritize its goals within the LCAP. As previously stated, strategic planning that

is comprehensive connects budgetary decisions to teaching and learning performance data. LEAs should continually evaluate the hard choices they make about the use of limited resources to meet student and community needs to ensure opportunities and outcomes are improved for all students, and to address and reduce disparities in opportunities and outcomes between student groups indicated by the Dashboard.

In order to support prioritization of goals, the LCAP template provides LEAs with the option of developing three different kinds of goals:

- **Focus Goal:** A Focus Goal is relatively more concentrated in scope and may focus on a fewer number of metrics to measure improvement. A Focus Goal statement will be time bound and make clear how the goal is to be measured.
  - All Equity Multiplier goals must be developed as focus goals. For additional information, see Required Focus Goal(s) for LEAs Receiving Equity Multiplier Funding below.
- **Broad Goal:** A Broad Goal is relatively less concentrated in its scope and may focus on improving performance across a wide range of metrics.
- **Maintenance of Progress Goal:** A Maintenance of Progress Goal includes actions that may be ongoing without significant changes and allows an LEA to track performance on any metrics not addressed in the other goals of the LCAP.

**Requirement to Address the LCFF State Priorities**

At a minimum, the LCAP must address all LCFF priorities and associated metrics articulated in *EC* sections 52060(d) and 52066(d), as applicable to the LEA. The [LCFF State Priorities Summary](#) provides a summary of *EC* sections 52060(d) and 52066(d) to aid in the development of the LCAP.

Respond to the following prompts, as applicable:

**Focus Goal(s)**

Description

The description provided for a Focus Goal must be specific, measurable, and time bound.

- An LEA develops a Focus Goal to address areas of need that may require or benefit from a more specific and data intensive approach.
- The Focus Goal can explicitly reference the metric(s) by which achievement of the goal will be measured and the time frame according to which the LEA expects to achieve the goal.

Type of Goal

Identify the type of goal being implemented as a Focus Goal.

State Priorities addressed by this goal.

Identify each of the state priorities that this goal is intended to address.

An explanation of why the LEA has developed this goal.

Explain why the LEA has chosen to prioritize this goal.

- An explanation must be based on Dashboard data or other locally collected data.
- LEAs must describe how the LEA identified this goal for focused attention, including relevant consultation with educational partners.
- LEAs are encouraged to promote transparency and understanding around the decision to pursue a focus goal.

**Required Focus Goal(s) for LEAs Receiving Equity Multiplier Funding**

Description

LEAs receiving Equity Multiplier funding must include one or more focus goals for each school generating Equity Multiplier funding. In addition to addressing the focus goal requirements described above, LEAs must adhere to the following requirements.

Focus goals for Equity Multiplier schoolsites must address the following:

- (A) All student groups that have the lowest performance level on one or more state indicators on the Dashboard, and
- (B) Any underlying issues in the credentialing, subject matter preparation, and retention of the school’s educators, if applicable.
- Focus Goals for each and every Equity Multiplier schoolsite must identify specific metrics for each identified student group, as applicable.
- An LEA may create a single goal for multiple Equity Multiplier schoolsites if those schoolsites have the same student group(s) performing at the lowest performance level on one or more state indicators on the Dashboard or, experience similar issues in the credentialing, subject matter preparation, and retention of the school’s educators.
  - When creating a single goal for multiple Equity Multiplier schoolsites, the goal must identify the student groups and the performance levels on the Dashboard that the Focus Goal is addressing; or,
  - The common issues the schoolsites are experiencing in credentialing, subject matter preparation, and retention of the school’s educators, if applicable.

Type of Goal

Identify the type of goal being implemented as an Equity Multiplier Focus Goal.

State Priorities addressed by this goal.

Identify each of the state priorities that this goal is intended to address.

An explanation of why the LEA has developed this goal.

Explain why the LEA has chosen to prioritize this goal.

- An explanation must be based on Dashboard data or other locally collected data.
- LEAs must describe how the LEA identified this goal for focused attention, including relevant consultation with educational partners.
- LEAs are encouraged to promote transparency and understanding around the decision to pursue a focus goal.
- In addition to this information, the LEA must also identify:
  - The school or schools to which the goal applies

LEAs are encouraged to approach an Equity Multiplier goal from a wholistic standpoint, considering how the goal might maximize student outcomes through the use of LCFF and other funding in addition to Equity Multiplier funds.

- Equity Multiplier funds must be used to supplement, not supplant, funding provided to Equity Multiplier schoolsites for purposes of the LCFF, the Expanded Learning Opportunities Program (ELO-P), the Literacy Coaches and Reading Specialists (LCRS) Grant Program, and/or the California Community Schools Partnership Program (CCSPP).
- This means that Equity Multiplier funds must not be used to replace funding that an Equity Multiplier schoolsite would otherwise receive to implement LEA-wide actions identified in the LCAP or that an Equity Multiplier schoolsite would otherwise receive to implement provisions of the ELO-P, the LCRS, and/or the CCSPP.

**Note:** [EC Section 42238.024\(b\)\(1\)](#) requires that Equity Multiplier funds be used for the provision of evidence-based services and supports for students. Evidence-based services and supports are based on objective evidence that has informed the design of the service or support and/or guides the modification of those services and supports. Evidence-based supports and strategies are most commonly based on educational research and/or metrics of LEA, school, and/or student performance.

**Broad Goal**

Description

Describe what the LEA plans to achieve through the actions included in the goal.

- The description of a broad goal will be clearly aligned with the expected measurable outcomes included for the goal.

- The goal description organizes the actions and expected outcomes in a cohesive and consistent manner.
- A goal description is specific enough to be measurable in either quantitative or qualitative terms. A broad goal is not as specific as a focus goal. While it is specific enough to be measurable, there are many different metrics for measuring progress toward the goal.

#### Type of Goal

Identify the type of goal being implemented as a Broad Goal.

#### State Priorities addressed by this goal.

Identify each of the state priorities that this goal is intended to address.

#### An explanation of why the LEA has developed this goal.

Explain why the LEA developed this goal and how the actions and metrics grouped together will help achieve the goal.

### **Maintenance of Progress Goal**

#### Description

Describe how the LEA intends to maintain the progress made in the LCFF State Priorities not addressed by the other goals in the LCAP.

- Use this type of goal to address the state priorities and applicable metrics not addressed within the other goals in the LCAP.
- The state priorities and metrics to be addressed in this section are those for which the LEA, in consultation with educational partners, has determined to maintain actions and monitor progress while focusing implementation efforts on the actions covered by other goals in the LCAP.

#### Type of Goal

Identify the type of goal being implemented as a Maintenance of Progress Goal.

#### State Priorities addressed by this goal.

Identify each of the state priorities that this goal is intended to address.

#### An explanation of why the LEA has developed this goal.

Explain how the actions will sustain the progress exemplified by the related metrics.

### **Measuring and Reporting Results:**

For each LCAP year, identify the metric(s) that the LEA will use to track progress toward the expected outcomes.

- LEAs must identify metrics for specific student groups, as appropriate, including expected outcomes that address and reduce disparities in outcomes between student groups.
- The metrics may be quantitative or qualitative; but at minimum, an LEA’s LCAP must include goals that are measured using all of the applicable metrics for the related state priorities, in each LCAP year, as applicable to the type of LEA.
- To the extent a state priority does not specify one or more metrics (e.g., implementation of state academic content and performance standards), the LEA must identify a metric to use within the LCAP. For these state priorities, LEAs are encouraged to use metrics based on or reported through the relevant local indicator self-reflection tools within the Dashboard.
- **Required metrics for LEA-wide actions:** For each action identified as 1) contributing towards the requirement to increase or improve services for foster youth, English learners, including long-term English learners, and low-income students and 2) being provided on an LEA-wide basis, the LEA must identify one or more metrics to monitor the effectiveness of the action and its budgeted expenditures.
  - These required metrics may be identified within the action description or the first prompt in the increased or improved services section, however the description must clearly identify the metric(s) being used to monitor the effectiveness of the action and the action(s) that the metric(s) apply to.
- **Required metrics for Equity Multiplier goals:** For each Equity Multiplier goal, the LEA must identify:
  - The specific metrics for each identified student group at each specific schoolsite, as applicable, to measure the progress toward the goal, and/or
  - The specific metrics used to measure progress in meeting the goal related to credentialing, subject matter preparation, or educator retention at each specific schoolsite.
- **Required metrics for actions supported by LREBG funds:** To implement the requirements of *EC* Section 52064.4, LEAs with unexpended LREBG funds must include at least one metric to monitor the impact of each action funded with LREBG funds included in the goal.
  - The metrics being used to monitor the impact of each action funded with LREBG funds are not required to be new metrics; they may be metrics that are already being used to measure progress towards goals and actions included in the LCAP.

Complete the table as follows:

| Metric #   |
|--|
| <ul style="list-style-type: none"><li>• Enter the metric number.</li></ul> |
| Metric   |



- Identify the standard of measure being used to determine progress towards the goal and/or to measure the effectiveness of one or more actions associated with the goal.

## Baseline

- Enter the baseline when completing the LCAP for 2024–25.
  - Use the most recent data associated with the metric available at the time of adoption of the LCAP for the first year of the three-year plan. LEAs may use data as reported on the 2023 Dashboard for the baseline of a metric only if that data represents the most recent available data (e.g., high school graduation rate).
  - Using the most recent data available may involve reviewing data the LEA is preparing for submission to the California Longitudinal Pupil Achievement Data System (CALPADS) or data that the LEA has recently submitted to CALPADS.
  - Indicate the school year to which the baseline data applies.
  - The baseline data must remain unchanged throughout the three-year LCAP.
    - This requirement is not intended to prevent LEAs from revising the baseline data if it is necessary to do so. For example, if an LEA identifies that its data collection practices for a particular metric are leading to inaccurate data and revises its practice to obtain accurate data, it would also be appropriate for the LEA to revise the baseline data to align with the more accurate data process and report its results using the accurate data.
    - If an LEA chooses to revise its baseline data, then, at a minimum, it must clearly identify the change as part of its response to the description of changes prompt in the Goal Analysis for the goal. LEAs are also strongly encouraged to involve their educational partners in the decision of whether or not to revise a baseline and to communicate the proposed change to their educational partners.
  - Note for Charter Schools: Charter schools developing a one- or two-year LCAP may identify a new baseline each year, as applicable.

## Year 1 Outcome

- When completing the LCAP for 2025–26, enter the most recent data available. Indicate the school year to which the data applies.
  - Note for Charter Schools: Charter schools developing a one-year LCAP may provide the Year 1 Outcome when completing the LCAP for both 2025–26 and 2026–27 or may provide the Year 1 Outcome for 2025–26 and provide the Year 2 Outcome for 2026–27.

## Year 2 Outcome

- When completing the LCAP for 2026–27, enter the most recent data available. Indicate the school year to which the data applies.

- Note for Charter Schools: Charter schools developing a one-year LCAP may identify the Year 2 Outcome as not applicable when completing the LCAP for 2026–27 or may provide the Year 2 Outcome for 2026–27.

### Target for Year 3 Outcome

- When completing the first year of the LCAP, enter the target outcome for the relevant metric the LEA expects to achieve by the end of the three-year LCAP cycle.
  - Note for Charter Schools: Charter schools developing a one- or two-year LCAP may identify a Target for Year 1 or Target for Year 2, as applicable.

### Current Difference from Baseline

- When completing the LCAP for 2025–26 and 2026–27, enter the current difference between the baseline and the yearly outcome, as applicable.
  - Note for Charter Schools: Charter schools developing a one- or two-year LCAP will identify the current difference between the baseline and the yearly outcome for Year 1 and/or the current difference between the baseline and the yearly outcome for Year 2, as applicable.

Timeline for school districts and COEs for completing the “**Measuring and Reporting Results**” part of the Goal.

| Metric   | Baseline   | Year 1 Outcome  | Year 2 Outcome  | Target for Year 3 Outcome  | Current Difference from Baseline   |
|--|--|---|---|--|--|
| Enter information in this box when completing the LCAP for <b>2024–25</b> or when adding a new metric. | Enter information in this box when completing the LCAP for <b>2024–25</b> or when adding a new metric. | Enter information in this box when completing the LCAP for <b>2025–26</b> . Leave blank until then. | Enter information in this box when completing the LCAP for <b>2026–27</b> . Leave blank until then. | Enter information in this box when completing the LCAP for <b>2024–25</b> or when adding a new metric. | Enter information in this box when completing the LCAP for <b>2025–26</b> and <b>2026–27</b> . Leave blank until then. |

### Goal Analysis:

Enter the LCAP Year.

Using actual annual measurable outcome data, including data from the Dashboard, analyze whether the planned actions were effective towards achieving the goal. “Effective” means the degree to which the planned actions were successful in producing the target result. Respond to the prompts as instructed.

**Note:** When completing the 2024–25 LCAP, use the 2023–24 Local Control and Accountability Plan Annual Update template to complete the Goal Analysis and identify the Goal Analysis prompts in the 2024–25 LCAP as “Not Applicable.”

A description of overall implementation, including any substantive differences in planned actions and actual implementation of these actions, and any relevant challenges and successes experienced with implementation.

- Describe the overall implementation of the actions to achieve the articulated goal, including relevant challenges and successes experienced with implementation.
  - Include a discussion of relevant challenges and successes experienced with the implementation process.
  - This discussion must include any instance where the LEA did not implement a planned action or implemented a planned action in a manner that differs substantively from how it was described in the adopted LCAP.

An explanation of material differences between Budgeted Expenditures and Estimated Actual Expenditures and/or Planned Percentages of Improved Services and Estimated Actual Percentages of Improved Services.

- Explain material differences between Budgeted Expenditures and Estimated Actual Expenditures and between the Planned Percentages of Improved Services and Estimated Actual Percentages of Improved Services, as applicable. Minor variances in expenditures or percentages do not need to be addressed, and a dollar-for-dollar accounting is not required.

A description of the effectiveness or ineffectiveness of the specific actions to date in making progress toward the goal.

- Describe the effectiveness or ineffectiveness of the specific actions to date in making progress toward the goal. “Effectiveness” means the degree to which the actions were successful in producing the target result and “ineffectiveness” means that the actions did not produce any significant or targeted result.
  - In some cases, not all actions in a goal will be intended to improve performance on all of the metrics associated with the goal.
  - When responding to this prompt, LEAs may assess the effectiveness of a single action or group of actions within the goal in the context of performance on a single metric or group of specific metrics within the goal that are applicable to the action(s). Grouping actions with metrics will allow for more robust analysis of whether the strategy the LEA is using to impact a specified set of metrics is working and increase transparency for educational partners. LEAs are encouraged to use such an approach when goals include multiple actions and metrics that are not closely associated.
  - Beginning with the development of the 2024–25 LCAP, the LEA must change actions that have not proven effective over a three-year period.

A description of any changes made to the planned goal, metrics, target outcomes, or actions for the coming year that resulted from reflections on prior practice.

- Describe any changes made to this goal, expected outcomes, metrics, or actions to achieve this goal as a result of this analysis and analysis of the data provided in the Dashboard or other local data, as applicable.
  - As noted above, beginning with the development of the 2024–25 LCAP, the LEA must change actions that have not proven effective over a three-year period. For actions that have been identified as ineffective, the LEA must identify the ineffective action and must include a description of the following:

- The reasons for the ineffectiveness, and
- How changes to the action will result in a new or strengthened approach.

## Actions:

Complete the table as follows. Add additional rows as necessary.

### Action #

- Enter the action number.

### Title

- Provide a short title for the action. This title will also appear in the action tables.

### Description

- Provide a brief description of the action.
  - For actions that contribute to meeting the increased or improved services requirement, the LEA may include an explanation of how each action is principally directed towards and effective in meeting the LEA's goals for unduplicated students, as described in the instructions for the Increased or Improved Services for Foster Youth, English Learners, and Low-Income Students section.
  - As previously noted, for each action identified as 1) contributing towards the requirement to increase or improve services for foster youth, English learners, including long-term English learners, and low-income students and 2) being provided on an LEA-wide basis, the LEA must identify one or more metrics to monitor the effectiveness of the action and its budgeted expenditures.
  - These required metrics may be identified within the action description or the first prompt in the increased or improved services section; however, the description must clearly identify the metric(s) being used to monitor the effectiveness of the action and the action(s) that the metric(s) apply to.

### Total Funds

- Enter the total amount of expenditures associated with this action. Budgeted expenditures from specific fund sources will be provided in the action tables.

### Contributing

- Indicate whether the action contributes to meeting the increased or improved services requirement as described in the Increased or Improved Services section using a “Y” for Yes or an “N” for No.
  - **Note:** for each such contributing action, the LEA will need to provide additional information in the Increased or Improved Services section to address the requirements in *California Code of Regulations*, Title 5 [5 CCR] Section 15496 in the Increased or Improved Services section of the LCAP.

**Actions for Foster Youth:** School districts, COEs, and charter schools that have a numerically significant foster youth student subgroup are encouraged to include specific actions in the LCAP designed to meet needs specific to foster youth students.

## Required Actions

### For English Learners and Long-Term English Learners

- LEAs with 30 or more English learners and/or 15 or more long-term English learners must include specific actions in the LCAP related to, at a minimum:
  - Language acquisition programs, as defined in *EC* Section 306, provided to students, and
  - Professional development for teachers.
  - If an LEA has both 30 or more English learners and 15 or more long-term English learners, the LEA must include actions for both English learners and long-term English learners.

### For Technical Assistance

- LEAs eligible for technical assistance pursuant to *EC* sections 47607.3, 52071, 52071.5, 52072, or 52072.5, must include specific actions within the LCAP related to its implementation of the work underway as part of technical assistance. The most common form of this technical assistance is frequently referred to as Differentiated Assistance.

### For Lowest Performing Dashboard Indicators

- LEAs that have Red Dashboard indicators for (1) a school within the LEA, (2) a student group within the LEA, and/or (3) a student group within any school within the LEA must include one or more specific actions within the LCAP:
  - The specific action(s) must be directed towards the identified student group(s) and/or school(s) and must address the identified state indicator(s) for which the student group or school received the lowest performance level on the 2023 Dashboard. Each student group and/or school that receives the lowest performance level on the 2023 Dashboard must be addressed by one or more actions.
  - These required actions will be effective for the three-year LCAP cycle.

### For LEAs With Unexpended LREBG Funds

- To implement the requirements of *EC* Section 52064.4, LEAs with unexpended LREBG funds must include one or more actions supported with LREBG funds within the 2025–26, 2026–27, and 2027–28 LCAPs, as applicable to the LEA. Actions funded with LREBG funds must remain in the LCAP until the LEA has expended the remainder of its LREBG funds, after which time the actions may be removed from the LCAP.
  - Prior to identifying the actions included in the LCAP the LEA is required to conduct a needs assessment pursuant to [EC Section 32526\(d\)](#). For information related to the required needs assessment please see the Program Information tab on the [LREBG](#)

[Program Information](#) web page. Additional information about the needs assessment and evidence-based resources for the LREBG may be found on the [California Statewide System of Support LREBG Resources](#) web page. The required LREBG needs assessment may be part of the LEAs regular needs assessment for the LCAP if it meets the requirements of *EC* Section 32526(d).

- School districts receiving technical assistance and COEs providing technical assistance are encouraged to use the technical assistance process to support the school district in conducting the required needs assessment, the selection of actions funded by the LREBG and/or the evaluation of implementation of the actions required as part of the LCAP annual update process.
- As a reminder, LREBG funds must be used to implement one or more of the purposes articulated in [EC Section 32526\(c\)\(2\)](#).
- LEAs with unexpended LREBG funds must include one or more actions supported by LREBG funds within the LCAP. For each action supported by LREBG funding the action description must:
  - Identify the action as an LREBG action;
  - Include an explanation of how research supports the selected action;
  - Identify the metric(s) being used to monitor the impact of the action; and
  - Identify the amount of LREBG funds being used to support the action.

## **Increased or Improved Services for Foster Youth, English Learners, and Low-Income Students**

### ***Purpose***

A well-written Increased or Improved Services section provides educational partners with a comprehensive description, within a single dedicated section, of how an LEA plans to increase or improve services for its unduplicated students as defined in *EC* Section 42238.02 in grades TK–12 as compared to all students in grades TK–12, as applicable, and how LEA-wide or schoolwide actions identified for this purpose meet regulatory requirements. Descriptions provided should include sufficient detail yet be sufficiently succinct to promote a broader understanding of educational partners to facilitate their ability to provide input. An LEA’s description in this section must align with the actions included in the Goals and Actions section as contributing.

Please Note: For the purpose of meeting the Increased or Improved Services requirement and consistent with *EC* Section 42238.02, long-term English learners are included in the English learner student group.

### **Statutory Requirements**

An LEA is required to demonstrate in its LCAP how it is increasing or improving services for its students who are foster youth, English learners, and/or low-income, collectively referred to as unduplicated students, as compared to the services provided to all students in proportion to the increase in funding it receives based on the number and concentration of unduplicated students in the LEA (*EC* Section 42238.07[a][1], *EC*

Section 52064[b][8][B]; 5 CCR Section 15496[a]). This proportionality percentage is also known as the “minimum proportionality percentage” or “MPP.” The manner in which an LEA demonstrates it is meeting its MPP is two-fold: (1) through the expenditure of LCFF funds or through the identification of a Planned Percentage of Improved Services as documented in the Contributing Actions Table, and (2) through the explanations provided in the Increased or Improved Services for Foster Youth, English Learners, and Low-Income Students section.

To improve services means to grow services in quality and to increase services means to grow services in quantity. Services are increased or improved by those actions in the LCAP that are identified in the Goals and Actions section as contributing to the increased or improved services requirement, whether they are provided across the entire LEA (LEA-wide action), provided to an entire school (Schoolwide action), or solely provided to one or more unduplicated student group(s) (Limited action).

Therefore, for *any* action contributing to meet the increased or improved services requirement, the LEA must include an explanation of:

- How the action is increasing or improving services for the unduplicated student group(s) (Identified Needs and Action Design), and
- How the action meets the LEA's goals for its unduplicated pupils in the state and any local priority areas (Measurement of Effectiveness).

**LEA-wide and Schoolwide Actions**

In addition to the above required explanations, LEAs must provide a justification for why an LEA-wide or Schoolwide action is being provided to all students and how the action is intended to improve outcomes for unduplicated student group(s) as compared to all students.

- Conclusory statements that a service will help achieve an expected outcome for the goal, without an explicit connection or further explanation as to how, are not sufficient.
- Further, simply stating that an LEA has a high enrollment percentage of a specific student group or groups does not meet the increased or improved services standard because enrolling students is not the same as serving students.

**For School Districts Only**

Actions provided on an **LEA-wide** basis at **school districts with an unduplicated pupil percentage of less than 55 percent** must also include a description of how the actions are the most effective use of the funds to meet the district's goals for its unduplicated pupils in the state and any local priority areas. The description must provide the basis for this determination, including any alternatives considered, supporting research, experience, or educational theory.

Actions provided on a **Schoolwide** basis for **schools with less than 40 percent enrollment of unduplicated pupils** must also include a description of how these actions are the most effective use of the funds to meet the district's goals for its unduplicated pupils in the state and any local priority areas. The description must provide the basis for this determination, including any alternatives considered, supporting research, experience, or educational theory.

***Requirements and Instructions***

Complete the tables as follows:



- Specify the amount of LCFF supplemental and concentration grant funds the LEA estimates it will receive in the coming year based on the number and concentration of foster youth, English learner, and low-income students. This amount includes the Additional 15 percent LCFF Concentration Grant.

#### Projected Additional 15 percent LCFF Concentration Grant

- Specify the amount of additional LCFF concentration grant add-on funding, as described in *EC* Section 42238.02, that the LEA estimates it will receive in the coming year.

#### Projected Percentage to Increase or Improve Services for the Coming School Year

- Specify the estimated percentage by which services for unduplicated pupils must be increased or improved as compared to the services provided to all students in the LCAP year as calculated pursuant to 5 *CCR* Section 15496(a)(7).

#### LCFF Carryover — Percentage

- Specify the LCFF Carryover — Percentage identified in the LCFF Carryover Table. If a carryover percentage is not identified in the LCFF Carryover Table, specify a percentage of zero (0.00%).

#### LCFF Carryover — Dollar

- Specify the LCFF Carryover — Dollar amount identified in the LCFF Carryover Table. If a carryover amount is not identified in the LCFF Carryover Table, specify an amount of zero (\$0).

#### Total Percentage to Increase or Improve Services for the Coming School Year

- Add the Projected Percentage to Increase or Improve Services for the Coming School Year and the Proportional LCFF Required Carryover Percentage and specify the percentage. This is the LEA's percentage by which services for unduplicated pupils must be increased or improved as compared to the services provided to all students in the LCAP year, as calculated pursuant to 5 *CCR* Section 15496(a)(7).

#### ***Required Descriptions:***

#### **LEA-wide and Schoolwide Actions**

For each action being provided to an entire LEA or school, provide an explanation of (1) the unique identified need(s) of the unduplicated student group(s) for whom the action is principally directed, (2) how the action is designed to address the identified need(s) and why it is being provided on an LEA or schoolwide basis, and (3) the metric(s) used to measure the effectiveness of the action in improving outcomes for the unduplicated student group(s).

If the LEA has provided this required description in the Action Descriptions, state as such within the table.

Complete the table as follows:

#### **Identified Need(s)**

Provide an explanation of the unique identified need(s) of the LEA's unduplicated student group(s) for whom the action is principally directed.



An LEA demonstrates how an action is principally directed towards an unduplicated student group(s) when the LEA explains the need(s), condition(s), or circumstance(s) of the unduplicated student group(s) identified through a needs assessment and how the action addresses them. A meaningful needs assessment includes, at a minimum, analysis of applicable student achievement data and educational partner feedback.

**How the Action(s) are Designed to Address Need(s) and Why it is Provided on an LEA-wide or Schoolwide Basis**

Provide an explanation of how the action as designed will address the unique identified need(s) of the LEA’s unduplicated student group(s) for whom the action is principally directed and the rationale for why the action is being provided on an LEA-wide or schoolwide basis.

- As stated above, conclusory statements that a service will help achieve an expected outcome for the goal, without an explicit connection or further explanation as to how, are not sufficient.
- Further, simply stating that an LEA has a high enrollment percentage of a specific student group or groups does not meet the increased or improved services standard because enrolling students is not the same as serving students.

**Metric(s) to Monitor Effectiveness**

Identify the metric(s) being used to measure the progress and effectiveness of the action(s).

**Note for COEs and Charter Schools:** In the case of COEs and charter schools, schoolwide and LEA-wide are considered to be synonymous.

**Limited Actions**

For each action being solely provided to one or more unduplicated student group(s), provide an explanation of (1) the unique identified need(s) of the unduplicated student group(s) being served, (2) how the action is designed to address the identified need(s), and (3) how the effectiveness of the action in improving outcomes for the unduplicated student group(s) will be measured.

If the LEA has provided the required descriptions in the Action Descriptions, state as such.

Complete the table as follows:

**Identified Need(s)**

Provide an explanation of the unique need(s) of the unduplicated student group(s) being served identified through the LEA’s needs assessment. A meaningful needs assessment includes, at a minimum, analysis of applicable student achievement data and educational partner feedback.

**How the Action(s) are Designed to Address Need(s)**

Provide an explanation of how the action is designed to address the unique identified need(s) of the unduplicated student group(s) being served.

## **Metric(s) to Monitor Effectiveness**

Identify the metric(s) being used to measure the progress and effectiveness of the action(s).

For any limited action contributing to meeting the increased or improved services requirement that is associated with a Planned Percentage of Improved Services in the Contributing Summary Table rather than an expenditure of LCFF funds, describe the methodology that was used to determine the contribution of the action towards the proportional percentage, as applicable.

- For each action with an identified Planned Percentage of Improved Services, identify the goal and action number and describe the methodology that was used.
- When identifying a Planned Percentage of Improved Services, the LEA must describe the methodology that it used to determine the contribution of the action towards the proportional percentage. The percentage of improved services for an action corresponds to the amount of LCFF funding that the LEA estimates it would expend to implement the action if it were funded.
- For example, an LEA determines that there is a need to analyze data to ensure that instructional aides and expanded learning providers know what targeted supports to provide to students who are foster youth. The LEA could implement this action by hiring additional staff to collect and analyze data and to coordinate supports for students, which, based on the LEA's current pay scale, the LEA estimates would cost \$165,000. Instead, the LEA chooses to utilize a portion of existing staff time to analyze data relating to students who are foster youth. This analysis will then be shared with site principals who will use the data to coordinate services provided by instructional assistants and expanded learning providers to target support to students. In this example, the LEA would divide the estimated cost of \$165,000 by the amount of LCFF Funding identified in the Total Planned Expenditures Table and then convert the quotient to a percentage. This percentage is the Planned Percentage of Improved Services for the action.

## **Additional Concentration Grant Funding**

A description of the plan for how the additional concentration grant add-on funding identified above will be used to increase the number of staff providing direct services to students at schools that have a high concentration (above 55 percent) of foster youth, English learners, and low-income students, as applicable.

An LEA that receives the additional concentration grant add-on described in *EC* Section 42238.02 is required to demonstrate how it is using these funds to increase the number of staff who provide direct services to students at schools with an enrollment of unduplicated students that is greater than 55 percent as compared to the number of staff who provide direct services to students at schools with an enrollment of unduplicated students that is equal to or less than 55 percent. The staff who provide direct services to students must be certificated staff and/or classified staff employed by the LEA; classified staff includes custodial staff.

Provide the following descriptions, as applicable to the LEA:

- An LEA that does not receive a concentration grant or the concentration grant add-on must indicate that a response to this prompt is not applicable.

- Identify the goal and action numbers of the actions in the LCAP that the LEA is implementing to meet the requirement to increase the number of staff who provide direct services to students at schools with an enrollment of unduplicated students that is greater than 55 percent.
- An LEA that does not have comparison schools from which to describe how it is using the concentration grant add-on funds, such as a single-school LEA or an LEA that only has schools with an enrollment of unduplicated students that is greater than 55 percent, must describe how it is using the funds to increase the number of credentialed staff, classified staff, or both, including custodial staff, who provide direct services to students at selected schools and the criteria used to determine which schools require additional staffing support.
- In the event that an additional concentration grant add-on is not sufficient to increase staff providing direct services to students at a school with an enrollment of unduplicated students that is greater than 55 percent, the LEA must describe how it is using the funds to retain staff providing direct services to students at a school with an enrollment of unduplicated students that is greater than 55 percent.

Complete the table as follows:

- Provide the staff-to-student ratio of classified staff providing direct services to students with a concentration of unduplicated students that is 55 percent or less and the staff-to-student ratio of classified staff providing direct services to students at schools with a concentration of unduplicated students that is greater than 55 percent, as applicable to the LEA.
  - The LEA may group its schools by grade span (Elementary, Middle/Junior High, and High Schools), as applicable to the LEA.
  - The staff-to-student ratio must be based on the number of full-time equivalent (FTE) staff and the number of enrolled students as counted on the first Wednesday in October of each year.
- Provide the staff-to-student ratio of certificated staff providing direct services to students at schools with a concentration of unduplicated students that is 55 percent or less and the staff-to-student ratio of certificated staff providing direct services to students at schools with a concentration of unduplicated students that is greater than 55 percent, as applicable to the LEA.
  - The LEA may group its schools by grade span (Elementary, Middle/Junior High, and High Schools), as applicable to the LEA.
  - The staff-to-student ratio must be based on the number of FTE staff and the number of enrolled students as counted on the first Wednesday in October of each year.

## Action Tables

Complete the Total Planned Expenditures Table for each action in the LCAP. The information entered into this table will automatically populate the other Action Tables. Information is only entered into the Total Planned Expenditures Table, the Annual Update Table, the Contributing Actions Annual Update Table, and the LCFF Carryover Table. The word “input” has been added to column headers to aid in identifying the column(s) where information will be entered. Information is not entered on the remaining Action tables.

The following tables are required to be included as part of the LCAP adopted by the local governing board or governing body:

- Table 1: Total Planned Expenditures Table (for the coming LCAP Year)
- Table 2: Contributing Actions Table (for the coming LCAP Year)
- Table 3: Annual Update Table (for the current LCAP Year)
- Table 4: Contributing Actions Annual Update Table (for the current LCAP Year)
- Table 5: LCFF Carryover Table (for the current LCAP Year)

Note: The coming LCAP Year is the year that is being planned for, while the current LCAP year is the current year of implementation. For example, when developing the 2024–25 LCAP, 2024–25 will be the coming LCAP Year and 2023–24 will be the current LCAP Year.

## ***Total Planned Expenditures Table***

In the Total Planned Expenditures Table, input the following information for each action in the LCAP for that applicable LCAP year:

- **LCAP Year:** Identify the applicable LCAP Year.
- **1. Projected LCFF Base Grant:** Provide the total amount estimated LCFF entitlement for the coming school year, excluding the supplemental and concentration grants and the add-ons for the Targeted Instructional Improvement Block Grant program, the former Home-to-School Transportation program, and the Small School District Transportation program, pursuant to 5 CCR Section 15496(a)(8). Note that the LCFF Base Grant for purposes of the LCAP also includes the Necessary Small Schools and Economic Recovery Target allowances for school districts, and County Operations Grant for COEs.  
  
See EC sections 2574 (for COEs) and 42238.02 (for school districts and charter schools), as applicable, for LCFF entitlement calculations.
- **2. Projected LCFF Supplemental and/or Concentration Grants:** Provide the total amount of LCFF supplemental and concentration grants estimated on the basis of the number and concentration of unduplicated students for the coming school year.
- **3. Projected Percentage to Increase or Improve Services for the Coming School Year:** This percentage will not be entered; it is calculated based on the Projected LCFF Base Grant and the Projected LCFF Supplemental and/or Concentration Grants, pursuant to 5 CCR Section 15496(a)(8). This is the percentage by which services for unduplicated pupils must be increased or improved as compared to the services provided to all students in the coming LCAP year.
- **LCFF Carryover — Percentage:** Specify the LCFF Carryover — Percentage identified in the LCFF Carryover Table from the prior LCAP year. If a carryover percentage is not identified in the LCFF Carryover Table, specify a percentage of zero (0.00%).
- **Total Percentage to Increase or Improve Services for the Coming School Year:** This percentage will not be entered; it is calculated based on the Projected Percentage to Increase or Improve Services for the Coming School Year and the LCFF Carryover —

Percentage. ***This is the percentage by which the LEA must increase or improve services for unduplicated pupils as compared to the services provided to all students in the coming LCAP year.***

- **Goal #:** Enter the LCAP Goal number for the action.
- **Action #:** Enter the action's number as indicated in the LCAP Goal.
- **Action Title:** Provide a title of the action.
- **Student Group(s):** Indicate the student group or groups who will be the primary beneficiary of the action by entering "All," or by entering a specific student group or groups.
- **Contributing to Increased or Improved Services?:** Type "Yes" if the action **is** included as contributing to meeting the increased or improved services requirement; OR, type "No" if the action is **not** included as contributing to meeting the increased or improved services requirement.
- If "Yes" is entered into the Contributing column, then complete the following columns:
  - **Scope:** The scope of an action may be LEA-wide (i.e., districtwide, countywide, or charterwide), schoolwide, or limited. An action that is LEA-wide in scope upgrades the entire educational program of the LEA. An action that is schoolwide in scope upgrades the entire educational program of a single school. An action that is limited in its scope is an action that serves only one or more unduplicated student groups.
  - **Unduplicated Student Group(s):** Regardless of scope, contributing actions serve one or more unduplicated student groups. Indicate one or more unduplicated student groups for whom services are being increased or improved as compared to what all students receive.
  - **Location:** Identify the location where the action will be provided. If the action is provided to all schools within the LEA, the LEA must indicate "All Schools." If the action is provided to specific schools within the LEA or specific grade spans only, the LEA must enter "Specific Schools" or "Specific Grade Spans." Identify the individual school or a subset of schools or grade spans (e.g., all high schools or grades transitional kindergarten through grade five), as appropriate.
- **Time Span:** Enter "ongoing" if the action will be implemented for an indeterminate period of time. Otherwise, indicate the span of time for which the action will be implemented. For example, an LEA might enter "1 Year," or "2 Years," or "6 Months."
- **Total Personnel:** Enter the total amount of personnel expenditures utilized to implement this action.
- **Total Non-Personnel:** This amount will be automatically calculated based on information provided in the Total Personnel column and the Total Funds column.

- **LCFF Funds:** Enter the total amount of LCFF funds utilized to implement this action, if any. LCFF funds include all funds that make up an LEA's total LCFF target (i.e., base grant, grade span adjustment, supplemental grant, concentration grant, Targeted Instructional Improvement Block Grant, and Home-To-School Transportation).
  - **Note:** For an action to contribute towards meeting the increased or improved services requirement, it must include some measure of LCFF funding. The action may also include funding from other sources, however the extent to which an action contributes to meeting the increased or improved services requirement is based on the LCFF funding being used to implement the action.
- **Other State Funds:** Enter the total amount of Other State Funds utilized to implement this action, if any.
  - **Note:** Equity Multiplier funds must be included in the "Other State Funds" category, not in the "LCFF Funds" category. As a reminder, Equity Multiplier funds must be used to supplement, not supplant, funding provided to Equity Multiplier schoolsites for purposes of the LCFF, the ELO-P, the LCRS, and/or the CCSPP. This means that Equity Multiplier funds must not be used to replace funding that an Equity Multiplier schoolsite would otherwise receive to implement LEA-wide actions identified in the LEA's LCAP or that an Equity Multiplier schoolsite would otherwise receive to implement provisions of the ELO-P, the LCRS, and/or the CCSPP.
- **Local Funds:** Enter the total amount of Local Funds utilized to implement this action, if any.
- **Federal Funds:** Enter the total amount of Federal Funds utilized to implement this action, if any.
- **Total Funds:** This amount is automatically calculated based on amounts entered in the previous four columns.
- **Planned Percentage of Improved Services:** For any action identified as contributing, being provided on a Limited basis to unduplicated students, and that does not have funding associated with the action, enter the planned quality improvement anticipated for the action as a percentage rounded to the nearest hundredth (0.00%). A limited action is an action that only serves foster youth, English learners, and/or low-income students.
  - As noted in the instructions for the Increased or Improved Services section, when identifying a Planned Percentage of Improved Services, the LEA must describe the methodology that it used to determine the contribution of the action towards the proportional percentage. The percentage of improved services for an action corresponds to the amount of LCFF funding that the LEA estimates it would expend to implement the action if it were funded.

For example, an LEA determines that there is a need to analyze data to ensure that instructional aides and expanded learning providers know what targeted supports to provide to students who are foster youth. The LEA could implement this action by hiring additional staff to collect and analyze data and to coordinate supports for students, which, based on the LEA's current pay scale, the LEA estimates would cost \$165,000. Instead, the LEA chooses to utilize a portion of existing staff time to analyze data relating to students who are foster youth. This analysis will then be shared with site principals who will use the data to coordinate services provided by instructional assistants and expanded learning providers to target support to students. In this example, the LEA would divide the estimated cost of \$165,000 by the amount of LCFF Funding identified in the Data Entry Table and then convert the quotient to a percentage. This percentage is the Planned Percentage of Improved Services for the action.

## ***Contributing Actions Table***

As noted above, information will not be entered in the Contributing Actions Table; however, the ‘Contributing to Increased or Improved Services?’ column will need to be checked to ensure that only actions with a “Yes” are displaying. If actions with a “No” are displayed or if actions that are contributing are not displaying in the column, use the drop-down menu in the column header to filter only the “Yes” responses.

## ***Annual Update Table***

In the Annual Update Table, provide the following information for each action in the LCAP for the relevant LCAP year:

- **Estimated Actual Expenditures:** Enter the total estimated actual expenditures to implement this action, if any.

## ***Contributing Actions Annual Update Table***

In the Contributing Actions Annual Update Table, check the ‘Contributing to Increased or Improved Services?’ column to ensure that only actions with a “Yes” are displaying. If actions with a “No” are displayed or if actions that are contributing are not displaying in the column, use the drop-down menu in the column header to filter only the “Yes” responses. Provide the following information for each contributing action in the LCAP for the relevant LCAP year:

- **6. Estimated Actual LCFF Supplemental and/or Concentration Grants:** Provide the total amount of LCFF supplemental and concentration grants estimated based on the number and concentration of unduplicated students in the current school year.
- **Estimated Actual Expenditures for Contributing Actions:** Enter the total estimated actual expenditure of LCFF funds used to implement this action, if any.
- **Estimated Actual Percentage of Improved Services:** For any action identified as contributing, being provided on a Limited basis only to unduplicated students, and that does not have funding associated with the action, enter the total estimated actual quality improvement anticipated for the action as a percentage rounded to the nearest hundredth (0.00%).
  - Building on the example provided above for calculating the Planned Percentage of Improved Services, the LEA in the example implements the action. As part of the annual update process, the LEA reviews implementation and student outcome data and determines that the action was implemented with fidelity and that outcomes for foster youth students improved. The LEA reviews the original estimated cost for the action and determines that had it hired additional staff to collect and analyze data and to coordinate supports for students that estimated actual cost would have been \$169,500 due to a cost of living adjustment. The LEA would divide the estimated actual cost of \$169,500 by the amount of LCFF Funding identified in the Data Entry Table and then convert the quotient to a percentage. This percentage is the Estimated Actual Percentage of Improved Services for the action.

## ***LCFF Carryover Table***

- **9. Estimated Actual LCFF Base Grant:** Provide the total amount of estimated LCFF Target Entitlement for the current school year, excluding the supplemental and concentration grants and the add-ons for the Targeted Instructional Improvement Block Grant program,

the former Home-to-School Transportation program, and the Small School District Transportation program, pursuant to 5 CCR Section 15496(a)(8). Note that the LCFF Base Grant for purposes of the LCAP also includes the Necessary Small Schools and Economic Recovery Target allowances for school districts, and County Operations Grant for COEs. See EC sections 2574 (for COEs) and 42238.02 (for school districts and charter schools), as applicable, for LCFF entitlement calculations.

- **10. Total Percentage to Increase or Improve Services for the Current School Year:** This percentage will not be entered. The percentage is calculated based on the amounts of the Estimated Actual LCFF Base Grant (9) and the Estimated Actual LCFF Supplemental and/or Concentration Grants (6), pursuant to 5 CCR Section 15496(a)(8), plus the LCFF Carryover – Percentage from the prior year. This is the percentage by which services for unduplicated pupils must be increased or improved as compared to the services provided to all students in the current LCAP year.

## ***Calculations in the Action Tables***

To reduce the duplication of effort of LEAs, the Action Tables include functionality such as pre-population of fields and cells based on the information provided in the Data Entry Table, the Annual Update Summary Table, and the Contributing Actions Table. For transparency, the functionality and calculations used are provided below.

### **Contributing Actions Table**

- **4. Total Planned Contributing Expenditures (LCFF Funds)**
  - This amount is the total of the Planned Expenditures for Contributing Actions (LCFF Funds) column.
- **5. Total Planned Percentage of Improved Services**
  - This percentage is the total of the Planned Percentage of Improved Services column.
- **Planned Percentage to Increase or Improve Services for the coming school year (4 divided by 1, plus 5)**
  - This percentage is calculated by dividing the Total Planned Contributing Expenditures (4) by the Projected LCFF Base Grant (1), converting the quotient to a percentage, and adding it to the Total Planned Percentage of Improved Services (5).

### **Contributing Actions Annual Update Table**

Pursuant to EC Section 42238.07(c)(2), if the Total Planned Contributing Expenditures (4) is less than the Estimated Actual LCFF Supplemental and Concentration Grants (6), the LEA is required to calculate the difference between the Total Planned Percentage of Improved Services (5) and the Total Estimated Actual Percentage of Improved Services (7). If the Total Planned Contributing Expenditures (4) is equal to or greater than the Estimated Actual LCFF Supplemental and Concentration Grants (6), the Difference Between Planned and Estimated Actual Percentage of Improved Services will display “Not Required.”

- **6. Estimated Actual LCFF Supplemental and Concentration Grants**



- This is the total amount of LCFF supplemental and concentration grants the LEA estimates it will actually receive based on the number and concentration of unduplicated students in the current school year.
- **4. Total Planned Contributing Expenditures (LCFF Funds)**
  - This amount is the total of the Last Year's Planned Expenditures for Contributing Actions (LCFF Funds).
- **7. Total Estimated Actual Expenditures for Contributing Actions**
  - This amount is the total of the Estimated Actual Expenditures for Contributing Actions (LCFF Funds).
- **Difference Between Planned and Estimated Actual Expenditures for Contributing Actions (Subtract 7 from 4)**
  - This amount is the Total Estimated Actual Expenditures for Contributing Actions (7) subtracted from the Total Planned Contributing Expenditures (4).
- **5. Total Planned Percentage of Improved Services (%)**
  - This amount is the total of the Planned Percentage of Improved Services column.
- **8. Total Estimated Actual Percentage of Improved Services (%)**
  - This amount is the total of the Estimated Actual Percentage of Improved Services column.
- **Difference Between Planned and Estimated Actual Percentage of Improved Services (Subtract 5 from 8)**
  - This amount is the Total Planned Percentage of Improved Services (5) subtracted from the Total Estimated Actual Percentage of Improved Services (8).

## **LCFF Carryover Table**

- **10. Total Percentage to Increase or Improve Services for the Current School Year (6 divided by 9 plus Carryover %)**
  - This percentage is the Estimated Actual LCFF Supplemental and/or Concentration Grants (6) divided by the Estimated Actual LCFF Base Grant (9) plus the LCFF Carryover – Percentage from the prior year.
- **11. Estimated Actual Percentage of Increased or Improved Services (7 divided by 9, plus 8)**
  - This percentage is the Total Estimated Actual Expenditures for Contributing Actions (7) divided by the LCFF Funding (9), then converting the quotient to a percentage and adding the Total Estimated Actual Percentage of Improved Services (8).
- **12. LCFF Carryover — Dollar Amount LCFF Carryover (Subtract 11 from 10 and multiply by 9)**

- If the Estimated Actual Percentage of Increased or Improved Services (11) is less than the Estimated Actual Percentage to Increase or Improve Services (10), the LEA is required to carry over LCFF funds.

The amount of LCFF funds is calculated by subtracting the Estimated Actual Percentage to Increase or Improve Services (11) from the Estimated Actual Percentage of Increased or Improved Services (10) and then multiplying by the Estimated Actual LCFF Base Grant (9). This amount is the amount of LCFF funds that is required to be carried over to the coming year.

- **13. LCFF Carryover — Percentage (12 divided by 9)**

- This percentage is the unmet portion of the Percentage to Increase or Improve Services that the LEA must carry over into the coming LCAP year. The percentage is calculated by dividing the LCFF Carryover (12) by the LCFF Funding (9).

California Department of Education  
November 2024



# ELITE<sup>TM</sup>

— A C A D E M I C —

## A C A D E M Y

## 2025-26 Local Performance Indicator Self-Reflection

| Local Educational Agency (LEA) | Contact Name and Title | Email and Phone                                       |
|--------------------------------|------------------------|---|
| Elite Academic Academy-Lucerne | Meghan Freeman<br>CEO  | mfreeman@eliteacademic.com<br>(866) 354-8302 Ext. 703 |

### Introduction

The California State Board of Education (SBE) approved standards for the local indicators that support a local educational agency (LEA) in measuring and reporting progress within the appropriate priority area.

This template is intended as a drafting tool and based on the Local Performance Indicator Quick Guide published by CDE in January 2024.

### Performance Standards

The approved performance standards require an LEA to:

- Annually measure its progress in meeting the requirements of the specific Local Control Funding Formula (LCFF) priority.
- Report the results as part of a non-consent item at the same public meeting of the local governing board/body at which the Local Control and Accountability Plan (LCAP) is adopted.
- Report results to the public through the Dashboard utilizing the SBE-adopted self-reflection tools for each local indicator.

This Quick Guide identifies the approved standards and self-reflection tools that an LEA will use to report its progress on the local indicators.

### Local Indicators

The local indicators address the following state priority areas:

## **Appropriately Assigned Teachers, Access to Curriculum-Aligned Instructional Materials, and Safe, Clean and Functional School Facilities (LCFF Priority 1)**

LEAs will provide the information below:

- Number/percentage of students without access to their own copies of standards-aligned instructional materials for use at school and at home
- Number of identified instances where facilities do not meet the “good repair” standard (including deficiencies and extreme deficiencies)

Note: The requested information are all data elements that are currently required as part of the School Accountability Report Card (SARC).

Note: LEAs are required to report the following to their local governing board/body in conjunction with the adoption of the LCAP:

- The LEA’s Teacher Assignment Monitoring and Outcome data available at <https://www.cde.ca.gov/ds/ad/tamo.asp>.
- The number/percentage of students without access to their own copies of standards-aligned instructional materials for use at school and at home, and
- The number of identified instances where facilities do not meet the “good repair” standard (including deficiencies and extreme deficiencies)

## **Implementation of State Academic Standards (LCFF Priority 2)**

The LEA annually measures its progress implementing state academic standards; the LEA then reports the results to its local governing board/body at the same public meeting at which the LCAP is adopted and reports to educational partners and the public through the Dashboard.

### **Parent and Family Engagement (LCFF Priority 3)**

This measure addresses Parent and Family Engagement, including how an LEA builds relationships between school staff and families, builds partnerships for student outcomes and seeks input for decision-making.

LEAs report progress of how they have sought input from parents in decision-making and promoted parent participation in programs to its local governing board or body using the SBE-adopted self-reflection tool for Priority 3 at the same public meeting at which the LEA adopts its LCAP, and reports to educational partners and the public through the Dashboard.

### **School Climate (LCFF Priority 6)**

The LEA administers an annual local climate survey that captures a valid measure of student perceptions of school safety and connectedness, in at least one grade within each grade span(s) the LEA serves (e.g., TK-5, 6-8, 9-12), and reports the results to its local governing board/body at the same public meeting at which the LCAP is adopted and to educational partners and the public through the Dashboard.

### **Access to a Broad Course of Study (LCFF Priority 7)**

The LEA annually measures its progress in the extent to which students have access to, and are enrolled in, a broad course of study that includes the adopted courses of study specified in the California Education Code (EC) for Grades 1-6 and Grades 7-12, as applicable, including the programs and services developed and provided to unduplicated students and individuals with exceptional needs; the LEA then reports the results to its local governing board/body at the same public meeting at which the LCAP is adopted and reports to educational partners and the public through the Dashboard.

### **Coordination of Services for Expelled Students – County Office of Education (COE) Only (LCFF Priority 9)**

The COE annually measures its progress in coordinating services for foster youth; the COE then reports the results to its local governing board/body at the same public meeting at which the LCAP is adopted and reports to educational partners and the public through the Dashboard.

### **Coordination of Services for Foster Youth – COE Only (LCFF Priority 10)**

The COE annually measures its progress in coordinating services for foster youth; the COE then reports the results to its local governing board/body at the same public meeting at which the LCAP is adopted and reports to educational partners and the public through the Dashboard.

# Self-Reflection Tools

An LEA uses the self-reflection tools included within the Dashboard to report its progress on the local performance indicator to educational partners and the public.

The self-reflection tools are embedded in the web-based Dashboard system and are also available in Word document format. In addition to using the self-reflection tools to report its progress on the local performance indicators to educational partners and the public, an LEA may use the self-reflection tools as a resource when reporting results to its local governing board. The approved self-reflection tools are provided below.

## Appropriately Assigned Teachers, Access to Curriculum-Aligned Instructional Materials, and Safe, Clean and Functional School Facilities (LCFF Priority 1)

LEAs will provide the information below:

- Number/percentage of students without access to their own copies of standards-aligned instructional materials for use at school and at home
- Number of identified instances where facilities do not meet the “good repair” standard (including deficiencies and extreme deficiencies)

Note: The requested information are all data elements that are currently required as part of the School Accountability Report Card (SARC).

Note: LEAs are required to report the following to their local governing board/body in conjunction with the adoption of the LCAP:

- The LEA’s Teacher Assignment Monitoring and Outcome data available at <https://www.cde.ca.gov/ds/ad/tamo.asp>.
- The number/percentage of students without access to their own copies of standards-aligned instructional materials for use at school and at home, and
- The number of identified instances where facilities do not meet the “good repair” standard (including deficiencies and extreme deficiencies)

| Academic Year | Total Teaching FTE | Clear | Out-of-Field | Intern | Ineffective | Incomplete | Unknown | N/A |
|---------------|--------------------|-------|--------------|--------|-------------|------------|---------|-----|
| 22-23         | 34.7               | 34.7  | 0            | 0      | 0           | 0          | 0       |     |

| Access to Instructional Materials  | Number | Percent |
|--|--------|---------|
| Students Without Access to Own Copies of Standards-Aligned Instructional Materials for Use at School and at Home | 0      | 0       |

| Facility Conditions  | Number |
|--|--------|
| Identified Instances Where Facilities Do Not Meet The “Good Repair” Standard (Including Deficiencies and Extreme Deficiencies) | 0      |

## Implementation of State Academic Standards (LCFF Priority 2)

LEAs may provide a narrative summary of their progress in the implementation of state academic standards based on locally selected measures or tools (Option 1). Alternatively, LEAs may complete the optional reflection tool (Option 2).

### **OPTION 1: Narrative Summary (Limited to 3,000 characters)**

In the narrative box provided on the Dashboard, identify the locally selected measures or tools that the LEA is using to track its progress in implementing the state academic standards adopted by the state board and briefly describe why the LEA chose the selected measures or tools.

Additionally, summarize the LEA's progress in implementing the academic standards adopted by the SBE, based on the locally selected measures or tools. The adopted academic standards are:

- English Language Arts (ELA) – Common Core State Standards for ELA
- English Language Development (ELD) (Aligned to Common Core State Standards for ELA)
- Mathematics – Common Core State Standards for Mathematics
- Next Generation Science Standards
- History-Social Science
- Career Technical Education
- Health Education Content Standards
- Physical Education Model Content Standards
- Visual and Performing Arts
- World Language

To track progress in implementing the state academic standards, Elite Academic Academy uses a combination of digital tools, internal assessments, and professional learning systems. For English Language Arts (ELA) and Mathematics, we utilize iReady and iXL to monitor student progress and inform instruction. For English Language Development (ELD), we use ELPAC practice exams to ensure alignment with state expectations. Across all other content areas—including Science, History-Social Science, Career Technical Education (CTE), Visual and Performing Arts (VAPA), and others—we rely on internally developed course assessments that are regularly analyzed during Professional Learning Community (PLC) data dives.

In addition, our EliteX professional development fellowship provides structured opportunities for instructional growth. As part of this program, teachers submit recorded lessons which are reviewed and calibrated using our "Teaching with Intention" Guide. This process ensures consistent implementation of rigorous and relevant standards-based instruction.

We selected these tools because they align with our instructional model, support personalized learning, and offer reliable data that informs real-time instruction. iReady and iXL provide actionable diagnostic information, while our internal assessments are tailored to the specific curriculum our students engage with. The EliteX program fosters ongoing teacher development and ensures curriculum delivery is standards-based and meaningful.

Based on these measures, Elite Academic Academy is demonstrating successful implementation of all state academic standards. CTE pathways continue to expand annually, as does participation in our VAPA program. Our data-driven instructional approach, supported by strong professional learning systems, positions us for continued growth and excellence across all content areas.

## Parental Involvement and Family Engagement (LCFF Priority 3)

### **Introduction**

Family engagement is an essential strategy for building pathways to college and career readiness for all students and is an essential component of a systems approach to improving outcomes for all students. More than 30 years of research has shown that family engagement can lead to improved student outcomes (e.g., attendance, engagement, academic outcomes, social emotional learning, etc.).

Consistent with the California Department of Education's (CDE's) Family Engagement Toolkit: <sup>1</sup>

- Effective and authentic family engagement has been described as an intentional partnership of educators, families and community members who share responsibility for a child from the time they are born to becoming an adult.
- To build an effective partnership, educators, families, and community members need to develop the knowledge and skills to work together, and schools must purposefully integrate family and community engagement with goals for students' learning and thriving.

The LCFF legislation recognized the importance of family engagement by requiring LEAs to address Priority 3 within their LCAP. The self-reflection tool described below enables LEAs to reflect upon their implementation of family engagement as part of their continuous improvement process and prior to updating their LCAP.

For LEAs to engage all families equitably, it is necessary to understand the cultures, languages, needs and interests of families in the local area. Furthermore, developing family engagement policies, programs, and practices needs to be done in partnership with local families, using the tools of continuous improvement.

## Instructions

This self-reflection tool is organized into three sections. Each section includes research and evidence-based practices in family engagement:

1. Building Relationships between School Staff and Families
2. Building Partnerships for Student Outcomes
3. Seeking Input for Decision-Making

Based on an evaluation of data, including educational partner input, an LEA uses this self-reflection tool to report on its progress successes and area(s) of need related to family engagement policies, programs, and practices. This tool will enable an LEA to engage in continuous improvement and determine next steps to make improvements in the areas identified. The results of the process should be used to inform the LCAP and its development process, including assessing prior year goals, actions and services and in modifying future goals, actions, and services in the LCAP.

LEAs are to implement the following self-reflection process:

1. Identify the diverse educational partners that need to participate in the self-reflection process in order to ensure input from all groups of families, staff and students in the LEA, including families of unduplicated students and families of individuals with exceptional needs as well as families of underrepresented students.
2. Engage educational partners in determining what data and information will be considered to complete the self-reflection tool. LEAs should consider how the practices apply to families of all student groups, including families of unduplicated students and families of individuals with exceptional needs as well as families of underrepresented students.
3. Based on the analysis of educational partner input and local data, identify the number which best indicates the LEA's current stage of implementation for each of the 12 practices using the following rating scale (lowest to highest):
  - 1 – Exploration and Research
  - 2 – Beginning Development
  - 3 – Initial Implementation
  - 4 – Full Implementation
  - 5 – Full Implementation and Sustainability
4. Based on the analysis of educational partner input and local data, respond to each of the prompts pertaining to each section of the tool.



5. Use the findings from the self-reflection process to inform the annual update to the LCAP and the LCAP development process, as well as the development of other school and district plans.

## Sections of the Self-Reflection Tool

### Section 1: Building Relationships Between School Staff and Families

Based on the analysis of educational partner input and local data, identify the number which best indicates the LEA's current stage of implementation for each practice in this section using the following rating scale (lowest to highest):

- 1 - Exploration and Research Phase
- 2 - Beginning Development
- 3 - Initial Implementation
- 4 - Full Implementation
- 5 - Full Implementation and Sustainability

| Practices  | Rating Scale Number |
|--|---------------------|
| 1. Rate the LEA's progress in developing the capacity of staff (i.e., administrators, teachers, and classified staff) to build trusting and respectful relationships with families.  | 5                   |
| 2. Rate the LEA's progress in creating welcoming environments for all families in the community.   | 5                   |
| 3. Rate the LEA's progress in supporting staff to learn about each family's strengths, cultures, languages, and goals for their children.  | 5                   |
| 4. Rate the LEA's progress in developing multiple opportunities for the LEA and school sites to engage in 2-way communication between families and educators using language that is understandable and accessible to families. | 5                   |

### Building Relationships Dashboard Narrative Boxes (Limited to 3,000 characters)

1. Based on the analysis of educational partner input and local data, briefly describe the LEA's current strengths and progress in Building Relationships Between School Staff and Families.

At Elite, building meaningful connections with staff, students, and families is woven into every part of our school culture, beginning from the moment of onboarding.

We start with our staff. Each year, returning and new team members engage in a comprehensive onboarding process that includes an updated Staff Handbook, outlining key expectations and safety protocols. New staff also participate in both in-person and virtual professional development sessions that emphasize relationship-building as a core value of our school. These intentional efforts ensure that every team member begins the year aligned with our mission and equipped to foster strong, supportive relationships.

Similarly, we have created a highly personalized onboarding experience for our families. Every new family is paired with a dedicated Onboarding Coach, who serves as their guide and main point of contact until they are matched with their Teacher of Record. This coach walks families through the enrollment process, introduces them to key staff, and ensures they feel supported and welcomed from day one. Families also receive a comprehensive Onboarding Packet and complete a Welcome Survey that is used to personalize outreach and support across departments.

To maintain and strengthen connections, we offer diverse and accessible communication channels. Families can engage with our staff via email, ParentSquare, Zoom meetings, phone calls, monthly newsletters, synchronous sessions, and our website. We also host LCAP input sessions, Family Empowerment workshops, Parent Academy events, and ELPAC meetings. Translators are readily available to ensure all families can participate fully in our community.

We provide ongoing resources that promote relationship-building, including webinars and guidance for both staff and families focused on student development and effective communication. Our Student Support Team remains a critical partner, offering workshops, training, and support services year-round.

Whether through a virtual check-in, a field trip, or a family workshop, we prioritize consistent and authentic connection. From initial contact to everyday interactions, we are intentional about creating a welcoming environment where every student and family feels seen, heard, and supported.

2. Based on the analysis of educational partner input and local data, briefly describe the LEA's focus area(s) for improvement in Building Relationships Between School Staff and Families.

While Elite already provides a wide range of communication and engagement opportunities, we recognize the importance of continuously improving and deepening these relationships. Our next steps are focused on fostering more informal, collaborative, and community-building interactions between families and staff.

#### 1. Expanding Engagement Events

We aim to increase the frequency and variety of in-person and virtual engagement events that encourage casual, meaningful interaction. These events—such as family picnics, cultural celebrations, and themed workshops—are designed to build a sense of community beyond formal communication channels. By creating relaxed, welcoming spaces for connection, we hope to strengthen relationships and increase participation from families across all regions we serve.

#### 2. Promoting Family-Staff Collaboration Projects

We are exploring ways to create shared experiences through collaborative projects that unite families and staff around common goals. Potential initiatives include community service activities, school beautification efforts, or co-led fundraising events. These projects provide a platform for shared decision-making, mutual respect, and authentic partnership between families and school personnel.

#### 3. Establishing Peer Support Groups

We see an opportunity to form peer support groups and parent-teacher committees where families and staff can regularly come together to share ideas, address common concerns, and provide encouragement. These groups will offer both virtual and in-person formats, with the goal of fostering ongoing dialogue, connection, and a strong sense of belonging within the school community.

By focusing on these areas, we are committed to building on our strong foundation and creating even deeper, more collaborative relationships with our families—ensuring every member of our school community feels valued, supported, and engaged.

3. Based on the analysis of educational partner input and local data, briefly describe how the LEA will improve engagement of underrepresented families identified during the self-reflection process in relation to Building Relationships Between School Staff and Families.

Elite is committed to creating an inclusive and welcoming environment where all families—especially those historically underrepresented—feel empowered to engage in their child's education. To strengthen these efforts, we are implementing targeted strategies that prioritize cultural responsiveness, accessibility, and empowerment.

We are enhancing our communication strategies to better reflect and respect the diverse cultural and linguistic backgrounds of our families. This includes consistently providing translated materials, ensuring interpretation services are available at school events, and using communication channels that are more accessible and familiar to underrepresented communities. These efforts are designed to remove language and cultural barriers, making it easier for families to stay informed and involved.

Section 2: Building Partnerships for Student Outcomes

Based on the analysis of educational partner input and local data, identify the number which best indicates the LEA’s current stage of implementation for each practice in this section using the following rating scale (lowest to highest):

- 1 - Exploration and Research Phase
- 2 - Beginning Development
- 3 - Initial Implementation
- 4 - Full Implementation
- 5 - Full Implementation and Sustainability

| Practices   | Rating Scale Number |
|---|---------------------|
| 5. Rate the LEA’s progress in providing professional learning and support to teachers and principals to improve a school’s capacity to partner with families.   | 5                   |
| 6. Rate the LEA’s progress in providing families with information and resources to support student learning and development in the home.  | 4                   |
| 7. Rate the LEA’s progress in implementing policies or programs for teachers to meet with families and students to discuss student progress and ways to work together to support improved student outcomes. | 5                   |
| 8. Rate the LEA’s progress in supporting families to understand and exercise their legal rights and advocate for their own students and all students.   | 5                   |

Building Partnerships Dashboard Narrative Boxes (Limited to 3,000 characters)

1. Based on the analysis of educational partner input and local data, briefly describe the LEA’s current strengths and progress in Building Partnerships for Student Outcomes.

At Elite, we believe that student success is best achieved through intentional collaboration among educators, families, and educational partners. Our efforts are guided by a shared commitment to high expectations, clear communication, and data-informed practices that directly support student achievement.

Shared Vision for Student Success  
Our administrators and staff have collaboratively defined what it means to be an exemplary Elite graduate. This shared vision has shaped schoolwide expectations and learning goals, grounded in student-centered outcomes. Together, we’ve developed clear criteria for student success and aligned our practices to support measurable growth. We use a comprehensive set of internal and external tools—including CAASPP, iReady, IXL, and Fast ForWord—to track academic progress and adjust instruction based on real-time data.

Strengthening Communication and Collaboration  
We maintain strong internal partnerships through consistent and multi-layered communication. Weekly and bi-weekly staff meetings, regular in-person gatherings, and ongoing check-ins with Academy Directors provide structured opportunities for collaboration and support. We leverage digital tools like ParentSquare, Google Workspace for Education, and other platforms to streamline communication and planning. Our professional development program, aligned with schoolwide goals, focuses on analyzing student work, increasing engagement, and using data to inform instruction. These sessions empower teachers to make targeted decisions that directly benefit students.

Strategic Partnerships to Advance Learning  
We’ve built strong relationships with educational vendors and organizations whose tools and values align with our mission. Programs like Fast ForWord and iReady are helping us close literacy and math gaps, particularly for English Learners and at-risk students. Our NXTLVL initiative within EliteX supports students in developing higher-order thinking and real-world problem-solving skills. These partnerships are not limited to products; they include training and ongoing support for both staff and students. Our collaboration with Ambassadors of Compassion has also strengthened our focus on social-emotional learning, reinforcing the importance of resilience, purpose, and empathy.

### Engaging Families as Partners

Families play a vital role in student success, and we've worked to ensure their engagement is meaningful and consistent. Each student has weekly check-ins with their teacher, and formal learning period meetings every 30 school days that include students, parents, and educators. Monthly academy newsletters provide families with tips to support independent learning, and our staff hosts workshops in math and writing to empower parents to be active partners in their child's education.

Through these ongoing efforts, we have built a culture of collaboration that keeps student outcomes at the center. By aligning internal and external partnerships, maintaining open communication, and using data with intention, we continue to make meaningful progress toward our academic and developmental goals for all students.

2. Based on the analysis of educational partner input and local data, briefly describe the LEA's focus area(s) for improvement in Building Partnerships for Student Outcomes.

While we have made strong progress in implementing high-quality instructional tools and supports, we recognize an opportunity to further strengthen student outcomes by deepening our community partnerships and making student data more accessible to staff.

### Leveraging Abre.io for Stronger Staff-Student Partnerships

To enhance our ability to support the whole student, we are implementing Abre.io as a centralized platform where staff can access key student data, including academic progress, attendance, support plans, and more. This one-stop system is designed to improve collaboration, identify student needs more quickly, and build stronger partnerships between educators and students. By providing a clear, real-time picture of each learner, we can better align our instructional strategies and support services.

### Enhancing Community Engagement through Family Involvement

We are also working to expand the role of families in shaping and benefiting from community partnerships. Our next steps include encouraging more family involvement in community-based initiatives, hosting joint school-community events, and creating parent-led advisory groups to help identify local resources that support student learning and well-being. By inviting parents into these conversations and decisions, we aim to create more culturally responsive, relevant, and sustainable partnerships that directly impact student growth.

These efforts reflect our belief that the most effective partnerships—whether internal or external—are built on shared goals, clear communication, and a deep understanding of student needs. With tools like Abre.io and increased family involvement, we are taking important steps to ensure all students are surrounded by a network of informed and engaged adults working toward their success.

3. Based on the analysis of educational partner input and local data, briefly describe how the LEA will improve engagement of underrepresented families identified during the self-reflection process in relation to Building Partnerships for Student Outcomes.

We are committed to building authentic, culturally responsive partnerships with underrepresented families and ensuring that all students—regardless of background—feel seen, supported, and empowered to succeed. To deepen this work, we are focusing on both internal practices and external partnerships that center equity and student opportunity.

### Cultural Competency Training for Staff

We are expanding cultural competency training for all staff to build greater understanding of the diverse cultural backgrounds and lived experiences of our families. These trainings aim to strengthen communication, increase trust, and foster inclusive environments where families feel welcomed and valued as equal partners in their child's education.

### Collaborative Decision-Making

We are working to intentionally include underrepresented families in collaborative decision-making processes. This includes forming parent advisory councils, organizing focus groups, and regularly seeking feedback from families on school policies, programming, and engagement strategies. These efforts ensure that family voices, especially those historically marginalized, are reflected in the design and delivery of educational experiences.

**Expanding Community Partnerships in Underserved Areas**  
To provide all students with more varied and relevant learning experiences, we are actively seeking new community partnerships in regions and populations that have traditionally been underserved. By connecting students with local organizations, career mentors, cultural institutions, and enrichment opportunities, we aim to expose them to broader future possibilities and help them see themselves in a range of academic and career pathways. These partnerships not only enhance learning but also help families feel more connected to the school and the larger community.

Together, these strategies reflect our ongoing commitment to equity, access, and relationship-building. By investing in the voices and experiences of underrepresented families and expanding opportunities for students, we are creating a more inclusive and inspiring educational environment for all learners.

**Section 3: Seeking Input for Decision-Making**

Based on the analysis of educational partner input and local data, identify the number which best indicates the LEA's current stage of implementation for each practice in this section using the following rating scale (lowest to highest):

- 1 - Exploration and Research Phase
- 2 - Beginning Development
- 3 - Initial Implementation
- 4 - Full Implementation
- 5 - Full Implementation and Sustainability

| Practices  | Rating Scale Number |
|--|---------------------|
| 9. Rate the LEA's progress in building the capacity of and supporting principals and staff to effectively engage families in advisory groups and with decision-making.   | 5                   |
| 10. Rate the LEA's progress in building the capacity of and supporting family members to effectively engage in advisory groups and decision-making.  | 4                   |
| 11. Rate the LEA's progress in providing all families with opportunities to provide input on policies and programs, and implementing strategies to reach and seek input from any underrepresented groups in the school community.            | 5                   |
| 12. Rate the LEA's progress in providing opportunities to have families, teachers, principals, and district administrators work together to plan, design, implement and evaluate family engagement activities at school and district levels. | 5                   |

**Seeking Input for Decision-Making Dashboard Narrative Boxes (Limited to 3,000 characters)**

1. Based on the analysis of educational partner input and local data, briefly describe the LEA's current strengths and progress in Seeking Input for Decision-Making.

At Elite, we prioritize gathering meaningful feedback from families, students, and staff to inform our decision-making and continually improve our programs. We believe that input from all stakeholders is essential to ensuring that our initiatives are effective and responsive to the needs of the community.

**Families**  
We maintain open, accessible communication channels for families to engage with teachers and school leadership. These include email, our school website, social media, and the Parent-Square app. Families are encouraged to participate in LCAP meetings and Parent Workshops, where they can provide valuable input on school goals,



programs, and services. Additionally, we regularly distribute mini-surveys to parents before and during program implementation to gather their opinions and insights. These surveys help us assess the effectiveness of initiatives and make timely adjustments.

We also host Family Nights throughout the year, where families and students engage in enjoyable projects and receive updates from the school. During these events, we actively seek feedback via surveys to ensure we're meeting the needs of our community. Families also receive a monthly Elite-wide newsletter, keeping them informed about upcoming events, available services, and opportunities for engagement.

#### Students

For our students, we distribute brief check-in surveys—called Elite Care surveys—to gauge their well-being and identify areas where additional support may be needed. We also have an Elite Student Leadership team, which offers students a direct channel to provide feedback on school initiatives and actively participate in decision-making meetings. This ensures that students have a voice in shaping their educational experience.

#### Teachers and Staff

We value ongoing feedback from our staff and use it to drive improvements in both instructional practices and school policies. Monthly board meetings, open to the public and posted on our website, offer an opportunity for transparency and input. At the conclusion of staff meetings and professional development sessions, we distribute mini-surveys to collect immediate feedback on the effectiveness of these sessions. Focus groups are also formed to address specific school-related concerns, allowing staff to collaborate and share their perspectives on ways to enhance the learning environment.

Through these ongoing efforts, we are creating a culture of continuous improvement where feedback is consistently gathered, valued, and used to make data-informed decisions that benefit our entire school community.

2. Based on the analysis of educational partner input and local data, briefly describe the LEA's focus area(s) for improvement in Seeking Input for Decision-Making.

While Elite Academic Academy already has a range of feedback channels, we see opportunities to enhance their effectiveness and accessibility. Streamlining communication platforms, ensuring timely responses, and offering more engagement opportunities, such as virtual town halls or suggestion boxes, can help strengthen connections with our community.

To increase participation in surveys and meetings, we will focus on targeted outreach, making these opportunities more convenient, and providing incentives to encourage broader involvement from all stakeholders. These steps will help ensure that all voices are heard and actively contribute to our ongoing improvement.

3. Based on the analysis of educational partner input and local data, briefly describe how the LEA will improve engagement of underrepresented families identified during the self-reflection process in relation to Seeking Input for Decision-Making.

We are committed to improving outreach strategies that are culturally responsive and tailored to the needs of underrepresented families. This includes offering communication in multiple languages, partnering with community organizations, and ensuring that all outreach methods are inclusive and accessible.

To increase participation in surveys, we will make them more accessible by translating into various languages, providing alternative formats, and actively reaching out to encourage input from underrepresented families. These efforts will ensure that all voices are heard and valued in our decision-making process.

## **School Climate (LCFF Priority 6)**

### **Introduction**

The initial design of the Local Control Funding Formula recognized the critical role that positive school conditions and climate play in advancing student performance and equity. This recognition is grounded in a research base demonstrating that a positive school climate directly impacts indicators of success such as increased teacher retention, lower dropout rates, decreased incidences of violence, and higher student achievement.

In order to support comprehensive planning, LEAs need access to current data. The measurement of school climate provides LEAs with critical data that can be used to track progress in school climate for purposes of continuous improvement, and the ability to identify needs and implement changes to address local needs.

### **Introduction**

LEAs are required, at a minimum, to annually administer a local climate survey. The survey must:

- Capture a valid measure of student perceptions of school safety and connectedness in at least one grade within each grade span the LEA serves (e.g. TK-5, 6-8, 9-12); and
- At a minimum, report disaggregated data by student groups identified in California Education Code 52052, when such data is available as part of the local school climate survey.

Based on the analysis of local data, including the local climate survey data, LEAs are to respond to the following three prompts. Each prompt response is limited to 3,000 characters. An LEA may provide hyperlink(s) to other documents as necessary within each prompt:

**Prompt 1 (DATA):** Describe the local climate survey data, including available data disaggregated by student groups. LEAs using surveys that provide an overall score, such as the California Healthy Kids Survey, are encouraged to report the overall score for all students as well as available student group scores. Responses may also include an analysis of a subset of specific items on a local survey and additional data collection tools that are particularly relevant to school conditions and climate.

At Elite Academic Academy, we collect data through multiple mini-surveys administered at the end of each learning period. These surveys are designed to gauge student, parent, and staff satisfaction across various aspects of the educational experience. Below are the results from the most recent surveys:

Satisfied with curriculum: 96.8%  
Satisfied with communication and responsiveness: 99.3%  
Satisfied with opportunities such as field trips and extracurriculars: 88.2%  
Feel connected to the school: 91.8%  
Satisfied with experience with our teacher: 100%  
Satisfied with overall experience at Elite: 98.2%

Throughout the year, we focused on monitoring student wellness, school climate, and connection. The Student Support Team distributed Elite Cares Surveys to all student stakeholders to measure student engagement and feelings of connection. Each survey response was followed up with direct communication from the teacher, MTSS Director, or school counselor based on student needs.

These surveys provided valuable insights that guided several changes. For example, students expressed feelings of loneliness and boredom, which led to the creation of more clubs and enrichment opportunities, including a Student Leadership Club. Additionally, we identified that some students felt disconnected from their teachers or the school, prompting outreach from our Support Team, resulting in students feeling valued and seeing improvements in their academic progress.

From the surveys, we also gathered data on student progress:

59% of middle and high school students were on track with their work  
30% were a little behind but receiving support  
11% needed additional help

In direct response to these results, we offer a virtual study hall for students to receive academic support and connect with their teachers. This initiative addressed the concerns raised by students about needing more academic guidance and connection with their teachers.



**Prompt 2 (MEANING):** Describe key learnings, including identified needs and areas of strength determined through the analysis of data described in Prompt 1, including the available data disaggregated by student group.

#### Key Learnings and Identified Needs:

**Student Well-being and Engagement:** Feedback from Elite Cares Surveys revealed significant insights into students' emotional and social well-being, particularly regarding feelings of loneliness and boredom. These findings underscore the need for enhanced social connections and additional enrichment opportunities to foster a more engaging school environment.

**Academic Progress and Support:** Survey data highlighted that 30% of students were slightly behind in their academic work, while 11% required more substantial support. In response, the school introduced initiatives like virtual study halls to provide targeted academic support and strengthen student-teacher relationships.

**School Climate and Communication:** While students and families reported high satisfaction with communication, particularly regarding family-school interactions, there is still room to increase engagement in school activities and further improve school climate.

#### Areas of Strength:

**Diverse Educational Offerings:** One of our key strengths is the variety of state-approved curricula available at Elite Academic Academy, ensuring students have access to UC/A-G courses, CTE pathways, and high school diploma tracks. Our ability to document personalized learning choices reflects our commitment to individualized education.

**Personalized Approach to Education:** Our use of student interest surveys and incorporating student feedback in course creation allows us to tailor education to individual needs, fostering a more relevant and engaging academic experience.

#### Areas for Improvement:

**Expansion of Career Technical Education (CTE) Pathways:** We are actively expanding our CTE offerings, providing a wider range of pathways to better equip students with practical skills and career opportunities. This is an ongoing effort to strengthen and align our programs with student needs and workforce demands.

**Broaden English Learner (EL) Curriculum:** We are enhancing our EL curriculum from TK-12 to ensure comprehensive support for our diverse student population. This aligns with our goal of providing equitable educational opportunities for all students and continues to be a key area of focus.

**Increase VAPA and Physical Fitness Options:** We are adding more Visual and Performing Arts (VAPA) and Physical Fitness offerings to ensure a well-rounded, holistic education for our students. These additions complement our core academic curriculum and are aligned with our mission to support all aspects of student development.

**Support for Student Wellness:** In addition to academic and extracurricular expansions, we have introduced more group counseling programs focused on growth mindset, anxiety, and grief. These programs aim to support students' emotional well-being, further aligning our offerings with the needs of our school community.

**Prompt 3 (USE):** Describe any changes to existing plans, policies, or procedures that the LEA determines necessary in order to address areas of need identified through the analysis of local data and the identification of key learnings. Include any revisions, decisions, or actions the LEA has, or will, implement for continuous improvement purposes.

Expansion of Enrichment Opportunities: In response to students' feelings of loneliness and boredom, Elite will continue to expand clubs and enrichment opportunities. This may involve revising existing policies to allocate resources and time for the development and promotion of additional extracurricular activities that cater to diverse student interests.

## **Access to a Broad Course of Study (LCFF Priority 7)**

LEAs provide a narrative summary of the extent to which all students have access to and are enrolled in a broad course of study by addressing, at a minimum, the following four prompts:

1. Briefly identify the locally selected measures or tools that the LEA is using to track the extent to which all students have access to, and are enrolled in, a broad course of study, based on grade spans, unduplicated student groups, and individuals with exceptional needs served. (response limited to 1,500 characters)

As an independent study school, one of our key strengths is the access we provide to a wide range of state-approved curricula. This ensures that our students can pursue UC/A-G courses, CTE Pathways, and High School Diploma Tracks. These options are tracked through our Master Agreements, Assignment Work Records, Individualized Learning Plans, and 4-year plans. Our Course Catalog, housed in our Student Information System and reported to CALPADs, is continuously updated to reflect the evolving needs of our students.

To personalize the academic experience, Elite Academic Academy utilizes a student interest survey to better align educational opportunities with each student's unique aspirations. While our counseling and academic departments ensure comprehensive coverage of core subject areas, including initial offerings for VAPA, Physical Education, and EL, students also play an active role in shaping their learning journeys by suggesting and helping to create new courses based on their interests and needs.

As we continue to strengthen and align our academic offerings, we are committed to expanding Career Technical Education (CTE) pathways, increasing EL curriculum offerings from TK-12, and enhancing opportunities for VAPA and Physical Fitness. These ongoing efforts ensure that we are providing a holistic and dynamic learning environment that meets the diverse needs of our students.

2. Using the locally selected measures or tools, summarize the extent to which all students have access to, and are enrolled in, a broad course of study. The summary should identify any differences across school sites and student groups in access to, and enrollment in, a broad course of study, and may describe progress over time in the extent to which all students have access to, and are enrolled in, a broad course of study. (response limited to 1,500 characters)

Elite Academic Academy excels in curriculum diversity, providing students with access to a wide range of UC/A-G courses, CTE Pathways, and High School Diploma Tracks. These options are meticulously documented in our Master Agreements, Assignment Work Records, Individualized Learning Plans, and 4-year plans. Our Course Catalog is continuously updated within our Student Information System and reported to CALPADs, ensuring we stay aligned with student needs.

In addition to core academic offerings, we use student interest surveys to further personalize each student's academic journey. Our counseling and academic departments ensure full implementation of core subjects, with initial offerings in VAPA, Physical Education, and EL. Students actively contribute to shaping their curriculum, often proposing new or innovative courses.

As we continue to strengthen and align our offerings, we remain focused on expanding Career Technical Education (CTE) pathways, enhancing EL curriculum from TK-12, and increasing opportunities for VAPA and Physical Fitness to ensure a well-rounded educational experience for all students.

3. Given the results of the tool or locally selected measures, identify the barriers preventing the LEA from providing access to a broad course of study for all students. (response limited to 1,500 characters)

Being a smaller educational institution, our subgroups consist of fewer individuals. As we continue to expand, we anticipate having more significant representation within each subgroup, thereby enhancing opportunities for all. It's worth noting that as an independent study school, we encounter minimal obstacles when it comes to offering a diverse range of courses.

4. In response to the results of the tool or locally selected measures, what revisions, decisions, or new actions will the LEA implement, or has the LEA implemented, to ensure access to a broad course of study for all students? (response limited to 1,500 characters)

At Elite Academic Academy, we are committed to enhancing the educational experience for our English Learner (EL) students through targeted initiatives. This year, we introduced a Newcomers and Foundation course, taught by a highly qualified specialist, who provides personalized support to EL students, particularly in preparation for the Summative ELPAC and in improving their writing skills.

Additionally, we've partnered with Outlier, a respected dual-enrollment college course provider, to expand our course offerings and give students access to specialized, advanced courses previously unavailable. This collaboration enriches the academic opportunities for all students, with a focus on underrepresented populations.

To further broaden access and support student growth, we are developing the following key programs:

- College & Career Readiness courses aligned with A-G curriculum providers and our adopted A-G course catalog.
- Enhanced project-based learning integrated into various courses.
- Social and Emotional Learning (SEL) support, featuring an A-G SEL curriculum and two dedicated school counselors.
- A comprehensive curriculum for EL learners to ensure tailored educational experiences.
- Mentoring and coaching programs, alongside Career and Technical Education (CTE) pathways to prepare students for future careers.

These efforts demonstrate our ongoing commitment to providing an inclusive, well-rounded education for all students, particularly those in underserved groups.

## Coordination of Services for Expelled Students – COE Only (LCFF Priority 9)

Assess the degree of implementation of the progress in coordinating instruction for expelled students in your county.

- Rating Scale (lowest to highest):
- 1 - Exploration and Research Phase
  - 2 - Beginning Development
  - 3 - Initial Implementation
  - 4 - Full Implementation
  - 5 - Full Implementation and Sustainability

| Coordinating Instruction   | 1                      | 2                      | 3                      | 4                      | 5                      |
|--|------------------------|------------------------|------------------------|------------------------|------------------------|
| 1. Assessing status of triennial plan for providing educational services | [No response required] | [No response required] | [No response required] | [No response required] | [No response required] |

| <b>Coordinating Instruction</b>   | <b>1</b> | <b>2</b> | <b>3</b> | <b>4</b> | <b>5</b> |
|---|----------|----------|----------|----------|----------|
| to all expelled students in the county, including:  |          |          |          |          |          |
| a. Review of required outcome data.   |          |          |          |          |          |
| b. Identifying existing educational alternatives for expelled pupils, gaps in educational services to expelled pupils, and strategies for filling those service gaps.   |          |          |          |          |          |
| c. Identifying alternative placements for pupils who are expelled and placed in district community day school programs, but who fail to meet the terms and conditions of their rehabilitation plan or who pose a danger to other district pupils.   |          |          |          |          |          |
| 2. Coordinating on development and implementation of triennial plan with all LEAs within the county.  |          |          |          |          |          |
| 3. Establishing ongoing collaboration and policy development for transparent referral process for LEAs within the county to the county office of education or other program options, including dissemination to all LEAs within the county a menu of available continuum of services for expelled students. |          |          |          |          |          |
| 4. Developing memorandum of understanding regarding the coordination of partial credit policies between district of residence and county office of education.   |          |          |          |          |          |

## **Coordination of Services for Foster Youth – COE Only (LCFF Priority 10)**

**Assess the degree of implementation of coordinated service program components for foster youth in your county.**

Rating Scale (lowest to highest):

- 1 - Exploration and Research Phase
- 2 - Beginning Development
- 3 - Initial Implementation
- 4 - Full Implementation
- 5 - Full Implementation and Sustainability

| <b>Coordinating Services</b>  | <b>1</b> | <b>2</b> | <b>3</b> | <b>4</b> | <b>5</b> |
|---|----------|----------|----------|----------|----------|
| 1. Establishing ongoing collaboration and supporting policy development, including establishing formalized information sharing agreements with child welfare, probation, Local Education Agency (LEAs), the courts, and other organizations to support determining the proper educational placement of foster youth (e.g., school of origin versus current residence, comprehensive versus alternative school, and regular versus special education). |          |          |          |          |          |
| 2. Building capacity with LEA, probation, child welfare, and other organizations for purposes of implementing school-based support infrastructure for foster youth intended to improve educational outcomes (e.g., provide regular professional development with the Foster Youth Liaisons to facilitate adequate transportation services for foster youth).  |          |          |          |          |          |
| 3. Providing information and assistance to LEAs regarding the educational needs of foster youth in order to improve educational outcomes.   |          |          |          |          |          |
| 4. Providing direct educational services for foster youth in LEA or county-operated programs provided the school district has certified that specified services cannot be provided or funded using other sources, including, but not limited to, Local Control Funding Formula, federal, state or local funding.  |          |          |          |          |          |
| 5. Establishing ongoing collaboration and supporting development of policies and procedures that facilitate expeditious transfer of records, transcripts, and other relevant educational information.   |          |          |          |          |          |
| 6. Facilitating the coordination of post-secondary opportunities for youth by engaging with systems partners, including, but not limited to, child welfare transition planning and independent living services, community colleges or universities, career technical education, and workforce development providers.  |          |          |          |          |          |

| <b>Coordinating Services</b>   | <b>1</b> | <b>2</b> | <b>3</b> | <b>4</b> | <b>5</b> |
|--|----------|----------|----------|----------|----------|
| 7. Developing strategies to prioritize the needs of foster youth in the community, using community-wide assessments that consider age group, geographical area, and identification of highest needs students based on academic needs and placement type.   |          |          |          |          |          |
| 8. Engaging in the process of reviewing plan deliverables and of collecting and analyzing LEA and COE level outcome data for purposes of evaluating effectiveness of support services for foster youth and whether the investment in services contributes to improved educational outcomes for foster youth. |          |          |          |          |          |

EAA - Lucerne  
FY 25.26 Budget Report  
June 2025

REVENUE

|   | 2024-25<br>Unaudited Actuals | 2025-26<br>Projected Budget | 2026-27<br>Projected Budget | 2027-28<br>Projected Budget |
|---|------------------------------|-----------------------------|-----------------------------|-----------------------------|
| ADA   | 1,405.61                     | 1,535.58                    | 1,627.72                    | 1,725.38                    |
| LCFF  | 17,905,713                   | 20,147,817                  | 21,995,023                  | 24,111,773                  |
| Special Education - state                     | 1,211,085                    | 1,351,835                   | 1,432,945                   | 1,518,922                   |
| Special Education - federal                   | 156,254                      | 222,659                     | 236,019                     | 250,180                     |
| Title I & II                                  | 225,465                      | 246,313                     | 261,091                     | 276,757                     |
| Lottery                                       | 383,732                      | 419,213                     | 444,366                     | 471,028                     |
| Mandate Block Grant                           | 40,613                       | 44,368                      | 47,030                      | 49,852                      |
| Educator Effectiveness                        | 100,000                      |                             |                             |                             |
| MTSS  | 15,500                       |                             |                             |                             |
| CTEIG   | 66,645                       | 72,807                      | 77,176                      | 81,806                      |
| Learning Recovery Emergency Block Grant       | 179,165.00                   | 537,494                     |                             |                             |
| Arts, Music, and Instructional Materials      | 95,998                       | 287,992                     |                             |                             |
| Assessment Apportionments                     | 6,373                        |                             |                             |                             |
| Golden State Pathways Program: Planning Grant | 200,000                      |                             |                             |                             |
| SPED Mental Health                            | 116,136                      | 126,875                     | 134,487                     | 142,557                     |
| Proposition 28: Arts and Music in Schools     | 141,788                      | 154,898                     | 164,192                     | 174,044                     |
| Other miscellaneous                           | 34,727                       | 37,528                      | 39,780                      | 42,167                      |
| Total Revenue                                 | 20,879,195                   | 23,649,801                  | 24,832,111                  | 27,119,086                  |

EXPENSES

|                               |              |            |            |            |
|-------------------------------|--------------|------------|------------|------------|
| Salary Expense - certificated | 8,525,443    | 9,490,823  | 9,859,067  | 10,659,623 |
| Salary Expense - classified   | 1,057,904    | 1,134,326  | 1,178,338  | 1,274,019  |
| Total Salary Expense          | 9,583,347    | 10,625,149 | 11,037,405 | 11,933,642 |
| Benefits & Taxes              | 2,502,528    | 2,832,147  | 2,942,034  | 3,180,927  |
| Materials & Supplies          | 1,837,937    | 1,740,054  | 1,844,457  | 1,955,124  |
| Services & Operating Expenses | 6,257,454    | 7,710,465  | 8,173,092  | 8,836,748  |
| Interest Expense              | 260,502      | 300,935    | 334,038    | 354,080    |
| Total Expenses                | 20,441,768   | 23,208,750 | 24,331,027 | 26,260,522 |
| Net Surplus (Deficit)         | 437,427      | 441,051    | 501,084    | 858,564    |
| Beginning Fund Balance        | 1,648,297.81 | 2,085,725  | 2,526,776  | 3,027,860  |
| Ending Funding Balance        | 2,085,725    | 2,526,776  | 3,027,860  | 3,886,423  |

ASSUMPTIONS:

- 1) The average daily attendance (ADA) for the 2025-26 year is projected to be 1,535.58
- 2) Statutory COLA has been set by the state at 2.3%
- 3) 2025-26 Non-recurring revenue is projected (in green) to be \$898,293.36
- 4) Outyear budgets assume one-time categorical funding will be reduced substantially, and that expenses will growth proportionally with ADA.
- 5) Cost of capital is expected to hold steady, if not slightly decrease.
- 6) All other 2025-26 revenue is a function of ADA.
- 7) FY 2025-26 beginning fund balance at July 1, 2025 \$2,085,725.24
- FY 25.26 projected surplus \$441,050.84
- Projected FY 25.26 Ending Fund Balance \$2,526,776.08

| Projected 25.26 |       |        |          |
|-----------------|-------|--------|----------|
| LU              | Trk B | Trk A  | TOTAL    |
|                 | TK-3  | 357.88 | 357.88   |
|                 | 4-6   | 269.01 | 269.01   |
|                 | 7-8   | 245.38 | 245.38   |
|                 | 9-12  | 178.79 | 484.52   |
| TOTAL           |       |        | 1,535.58 |

| TOTAL ADA |          |        |  |
|-----------|----------|--------|--|
| FY 24.25  | FY 25.26 | GROWTH |  |
| 1,405.61  | 1,535.58 | 9.25%  |  |

|              | 07/31/2025   | 08/31/2025   | 09/30/2025   | 10/31/2025   | 11/30/2025   | 12/31/2025   | 1/31/2026    | 02/28/2026   | 03/31/2026   | 04/30/2026 | 05/31/2026   | 06/30/2026   |
|--------------|--------------|--------------|--------------|--------------|--------------|--------------|--------------|--------------|--------------|------------|--------------|--------------|
| Cash Balance | 1,721,609.30 | 1,826,122.06 | 796,253.24   | 726,341.25   | 2,134,846.82 | 858,110.86   | 727,254.68   | 1,117,627.12 | 1,224,348.98 | 941,245.06 | 1,503,753.30 | 1,364,034.12 |
| Loan Balance | 3,000,000.00 | 3,000,000.00 | 3,000,000.00 | 3,000,000.00 | 4,500,000.00 | 3,000,000.00 | 3,000,000.00 | 3,000,000.00 | 1,500,000.00 | 0.00       | 0.00         | 0.00         |

ROUNDS OF BORROWING

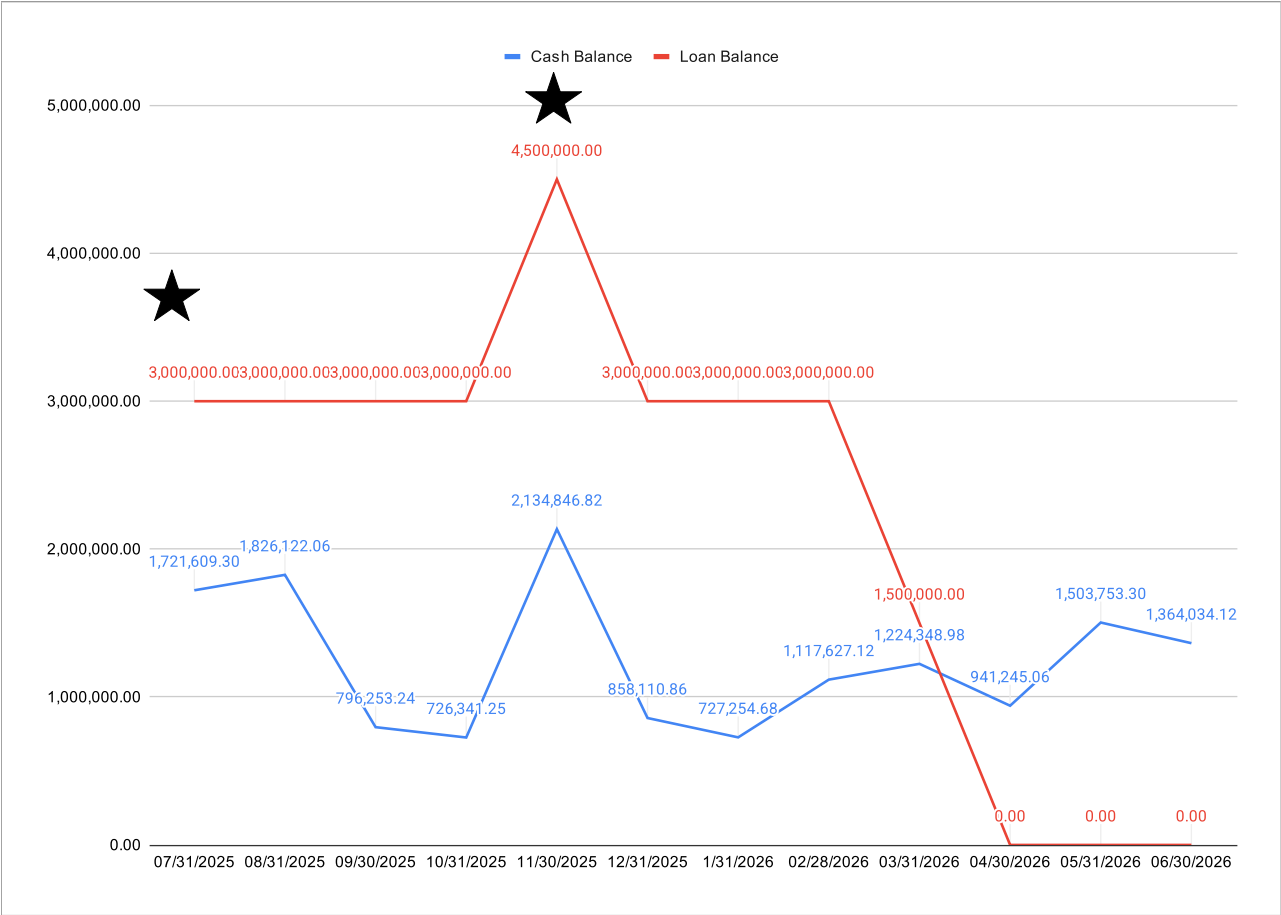
- 7/20/2025

\$3,000,000

★
- 11/30/2025

\$1,500,000

★







Charter School Attendance

Form Revised 4/18/2025

CHARTER NAME: Elite Academic Academy - Lucerne

CHARTER #: 1923

Fiscal Year 2025-26 Budget

Projected ADA

| Charter Authorizer: Lucerne Valley USD                      |      | 2024-25           |              | 2025-26              |              |                             | 2026-27              |              |                             | 2027-28              |              |                             |
|---|------|-------------------|--------------|----------------------|--------------|-----------------------------|----------------------|--------------|-----------------------------|----------------------|--------------|-----------------------------|
|   |      | Actual ADA<br>P-2 | Funded ADA * | Projected ADA<br>P-2 | Funded ADA * | % Change over<br>Prior Year | Projected ADA<br>P-2 | Funded ADA * | % Change over<br>Prior Year | Projected ADA<br>P-2 | Funded ADA * | % Change over<br>Prior Year |
|   | Line |                   |              |                      |              |                             |                      |              |                             |                      |              |                             |
| Extended Year Special Ed                                    | A-3  |                   |              |                      |              |                             |                      |              |                             |                      |              |                             |
| Classroom-based ADA included in A-3                         | A-4  |                   |              |                      |              |                             |                      |              |                             |                      |              |                             |
| Special Ed - NPS  | A-5  |                   |              |                      |              |                             |                      |              |                             |                      |              |                             |
| Classroom-based ADA included in A-5                         | A-6  |                   |              |                      |              |                             |                      |              |                             |                      |              |                             |
| Extended Year Special Ed - NPS                              | A-7  |                   |              |                      |              |                             |                      |              |                             |                      |              |                             |
| Classroom-based ADA included in A-7                         | A-8  |                   |              |                      |              |                             |                      |              |                             |                      |              |                             |
| ADA Totals (A-1, A3, A5, A7)                                | A-9  | 607.17            |              | 663.31               |              | 9.25%                       | 703.11               |              | 6.00%                       | 745.30               |              | 6.00%                       |
| Classroom-based ADA Totals (A-2, A-4, A-6, A-8)             | A-10 | -                 | -            | -                    | -            |                             | -                    | -            |                             | -                    | -            |                             |
| Non classroom-based ADA Totals (Difference of A-9 and A-10) | A-11 | 607.17            | 607.17       | 663.31               | 663.31       | 9.25%                       | 703.11               | 703.11       | 6.00%                       | 745.30               | 745.30       | 6.00%                       |
| Totals  |      |                   |              |                      |              |                             |                      |              |                             |                      |              |                             |
| Regular ADA   | A-1  | 1,405.61          |              | 1,535.58             |              | 9.25%                       | 1,627.71             |              | 6.00%                       | 1,725.38             |              | 6.00%                       |
| Classroom-based ADA included in A-1                         | A-2  | -                 |              | -                    |              |                             | -                    |              |                             | -                    |              |                             |
| Extended Year Special Ed                                    | A-3  | -                 |              | -                    |              |                             | -                    |              |                             | -                    |              |                             |
| Classroom-based ADA included in A-3                         | A-4  | -                 |              | -                    |              |                             | -                    |              |                             | -                    |              |                             |
| Special Ed - NPS  | A-5  | -                 |              | -                    |              |                             | -                    |              |                             | -                    |              |                             |
| Classroom-based ADA included in A-5                         | A-6  | -                 |              | -                    |              |                             | -                    |              |                             | -                    |              |                             |
| Extended Year Special Ed - NPS                              | A-7  | -                 |              | -                    |              |                             | -                    |              |                             | -                    |              |                             |
| Classroom-based ADA included in A-7                         | A-8  | -                 |              | -                    |              |                             | -                    |              |                             | -                    |              |                             |
| ADA Totals (A-1, A3, A5, A7)                                | A-9  | 1,405.61          |              | 1,535.58             |              | 9.25%                       | 1,627.71             |              | 6.00%                       | 1,725.38             |              | 6.00%                       |
| Classroom-based ADA Totals (A-2, A-4, A-6, A-8)             | A-10 | -                 | -            | -                    | -            |                             | -                    | -            |                             | -                    | -            |                             |
| Non classroom-based ADA Totals (Difference of A-9 and A-10) | A-11 | 1,405.61          | 1,405.61     | 1,535.58             | 1,535.58     | 9.25%                       | 1,627.71             | 1,627.71     | 6.00%                       | 1,725.38             | 1,725.38     | 6.00%                       |
| Total Funded ADA  |      |                   | 1,405.61     |                      | 1,535.58     |                             |                      | 1,627.71     |                             |                      | 1,725.38     |                             |

\* For non-classroom, P-2 ADA is multiplied by Funding Determination %. Use this amount in the LCFF calculator and any other ADA based revenue calculations.

CHARTER NAME: Elite Academic Academy - Lucerne  
CDS #: 36-75051-0136960  
CHARTER #: 1923

Fiscal Year 2025-26 Budget

Form Revised 4/18/2025

| ASSUMPTIONS:  | 2025-26         | 2026-27       | Change | 2027-28       | Change |
|---|-----------------|---------------|--------|---------------|--------|
| Local Control Funding (LCFF) - BAS/FCMAT Calculator:  |                 |               |        |               |        |
| COLA (on Base)  | 2.30%           | 3.02%         | 0.72%  | 3.42%         | 0.40%  |
| Total Phase-In Entitlement (FCMAT calculator, Summary Tab)  | \$ 20,147,817   | \$ 21,995,023 | 9.17%  | \$ 24,111,773 | 9.62%  |
| LCAP: Public Hearing Date (mm/dd/yyyy)  | 5/27/2025       |               |        |               |        |
| Board Approval Date (mm/dd/yyyy)  | 6/13/2025       |               |        |               |        |
| Lottery Allocation Amount Per ADA:  |                 |               |        |               |        |
| Unrestricted  | \$ 183          | \$ 183        | \$ -   | \$ 183        | \$ -   |
| Restricted  | \$ 79           | \$ 79         | \$ -   | \$ 79         | \$ -   |
| ADA/Enrollment:   |                 |               |        |               |        |
| Total Non-Classroom Based (Independent Study) ADA   | 1,535.58        | 1,627.71      | 92.13  | 1,725.38      | 97.66  |
| Total Funded Non-Classroom Based (Independent Study) ADA  | 1,535.58        | 1,627.71      | 92.13  | 1,725.38      | 97.66  |
| Total Classroom Based ADA   | -               | -             | 0.00   | -             | 0.00   |
| Total Funded P-2 Attendance   | 1,535.58        | 1,627.71      | 92.13  | 1,725.38      | 97.66  |
| Estimated Enrollment PY CBEDS Certified Enrollment  | 1,095           | 1,196         | 71.77  | 1,344         | 76.08  |
| Enrollment Growth Over Prior Year   | 9.25%           | 6.00%         |        | 6.00%         |        |
| ADA to Enrollment Ratio   | 2024-25 128.37% | 128.37%       |        | 128.37%       |        |
| Unduplicated Count PY CBEDS Certified Unduplicated Count  | 610             | 666           | 39.98  | 749           | 42.38  |
| Unduplicated Pupil % (FCMAT LCFF Calc, Summary Tab, Rolling %)  | 2024-25 54.76%  | 55.74%        |        | 55.70%        |        |
| Certificated Salaries and Benefits:   |                 |               |        |               |        |
| Number of Teachers (FTE)  | 61.00           | 64.00         | 3.00   | 67.00         | 3.00   |
| Number of Certificated Management FTEs  | 10.00           | 10.00         | 0.00   | 10.00         | 0.00   |
| Number of Other Certificated FTEs   | 7.00            | 8.00          | 1.00   | 9.00          | 1.00   |
| Classroom Staffing Ratio - Students per FTE   | 19.61           | 19.81         | 0.20   | 20.06         | 0.25   |
| Teachers Increased/(Decreased) for projected Enrollment change over PY  | 0.00            | 3.00          | 3.00   | 3.00          | 0.00   |
| Average Teacher FTE Salary  | \$ 88,331       | \$ 90,998     | 3.02%  | \$ 94,110     | 3.42%  |
| Average Certificated Management FTE Salary  | \$ 158,949      | \$ 163,749    | 3.02%  | \$ 169,350    | 3.42%  |
| Average Other Certificated FTE Salary   | \$ 64,230       | \$ 66,170     | 3.02%  | \$ 68,433     | 3.42%  |
| Cert Step and Column Increase (Total Annual Cost)   |                 |               |        |               |        |
| Other Pay, Stipends, Extra Pay  | \$ 234,566      | \$ 241,650    | 3.02%  | \$ 249,914    | 3.42%  |
| Health and Welfare Cost per Employee  | \$ 8,250        | \$ 8,499      | 3.02%  | \$ 8,790      | 3.42%  |
| Retirement Cost per Cert Employee   | \$ 23,209       | \$ 23,209     | 0.00%  | \$ 23,209     | 0.00%  |
| STRS Rate   | 19.10%          | 19.10%        | 0.00%  | 19.10%        | 0.00%  |
| Optional - Additional information/explanation of Certificated S&B Assumptions above (calculation methodology, inclusions/exclusions, etc...):         |                 |               |        |               |        |
|   |                 |               |        |               |        |
| Explain any year over year changes (+/- positions, budgeted salary increases (ongoing or one-time), health and welfare contribution changes, etc...): |                 |               |        |               |        |
|   |                 |               |        |               |        |
| Classified Salaries and Benefits:   |                 |               |        |               |        |
| Number of Classified (Non-Mgmt) FTEs  | 14.00           | 14.00         | 0.00   | 14.00         | 0.00   |
| Number of Classified Mangement FTEs   | 2.00            | 2.00          | 0.00   | 2.00          | 0.00   |
| Average Salary per Classified Non-Mgmt FTE  | \$ 55,806       | \$ 57,491     | 3.02%  | \$ 59,457     | 3.42%  |
| Average Salary per Classified Mgmt FTE  | \$ 133,150      | \$ 137,171    | 3.02%  | \$ 141,862    | 3.42%  |
| Class Step and Column Increase (Total Annual Cost)  |                 |               |        |               |        |
| Other Pay, Stipends, Extra Pay  | \$ 48,116       | \$ 49,569     | 3.02%  | \$ 51,264     | 3.42%  |
| Health and Welfare Cost per Class Employee  | \$ 6,707        | \$ 6,909      | 3.02%  | \$ 7,146      | 3.42%  |
| Retirement Cost per ClassEmployee   | \$ 1,531        | \$ 1,577      | 3.02%  | \$ 1,631      | 3.42%  |
| PERS Rate   |                 |               | 0.00%  |               | 0.00%  |
| Optional - Additional information/explanation of Certificated S&B Assumptions above (calculation methodology, inclusions/exclusions, etc...):         |                 |               |        |               |        |
|   |                 |               |        |               |        |
| Explain any year over year changes (+/- positions, budgeted salary increases (ongoing or one-time), health and welfare contribution changes, etc...): |                 |               |        |               |        |
|   |                 |               |        |               |        |
| Statutory Benefits  |                 |               |        |               |        |
| FICA (Social Security)  | 6.20%           | 6.20%         | 0.00%  | 6.20%         | 0.00%  |

CHARTER NAME: Elite Academic Academy - Lucerne  
CDS #: 36-75051-0136960  
CHARTER #: 1923

Fiscal Year 2025-26 Budget

Form Revised 4/18/2025

| ASSUMPTIONS:   |                              | 2025-26    | 2026-27    | Change | 2027-28    | Change |
|--|------------------------------|------------|------------|--------|------------|--------|
|  | Medicare Tax                 | 1.45%      | 1.45%      | 0.00%  | 1.45%      | 0.00%  |
|  | Unemployment                 | 0.30%      | 0.30%      | 0.00%  | 0.30%      | 0.00%  |
|  | Workers Comp                 | 0.73000%   | 0.73000%   | 0.00%  | 0.73000%   | 0.00%  |
| Facilities:  |                              |            |            |        |            |        |
|  | Rent                         | \$ 83,583  | \$ 85,672  | 2.50%  | \$ 87,814  | 2.50%  |
|  | Electricity                  | \$ 3,769   | \$ 3,863   | 2.50%  | \$ 3,960   | 2.50%  |
|  | Heating (gas)                | \$ -       | \$ -       |        | \$ -       |        |
|  | Other                        |            |            |        |            |        |
| Explain "Other" facility costs:  |                              |            |            |        |            |        |
|  |                              |            |            |        |            |        |
| Administrative Service Agreements:   |                              |            |            |        |            |        |
| 3.00%  | Oversight Fees to Sponsor    | \$ 604,435 | \$ 659,851 | 9.17%  | \$ 723,353 | 9.62%  |
|  | Administive Service Contract |            |            |        |            |        |
|  | Other Contracted Costs       |            |            |        |            |        |
| List Noteworthy Assumptions for other budget line items: (Books, Supplies, Services, Capital Outlay, Debt, etc.) |                              |            |            |        |            |        |
|  |                              |            |            |        |            |        |
|  |                              |            |            |        |            |        |
|  |                              |            |            |        |            |        |
|  |                              |            |            |        |            |        |
|  |                              |            |            |        |            |        |
|  |                              |            |            |        |            |        |
|  |                              |            |            |        |            |        |
|  |                              |            |            |        |            |        |

Fiscal Year 2025-26 Budget  
Unrestricted MYP

Form Revised 4/18/2025

| DESCRIPTION   |           | Estimated<br>Actuals<br>2024-25 | Adopted<br>Budget<br>2025-26 | Percent<br>Change | Projected<br>Budget<br>2026-27 | Percent<br>Change | Projected<br>Budget<br>2027-28 | Percent<br>Change |
|---|-----------|---------------------------------|------------------------------|-------------------|--------------------------------|-------------------|--------------------------------|-------------------|
| REVENUES  |           |                                 |                              |                   |                                |                   |                                |                   |
| LCFF Sources  |           |                                 |                              |                   |                                |                   |                                |                   |
| LCFF  | 8011      | 17,223,783                      | 19,387,817                   | 12.56%            | 21,189,423                     | 9.29%             | 23,257,837                     | 9.76%             |
| EPA   | 8012      | 281,122                         | 307,116                      | 9.25%             | 325,543                        | 6.00%             | 345,076                        | 6.00%             |
| State Aid - Prior Year  | 8019      | (13,744)                        |                              |                   |                                |                   |                                |                   |
| In Lieu Property Taxes  | 8096      | 414,552                         | 452,884                      | 9.25%             | 480,057                        | 6.00%             | 508,860                        | 6.00%             |
| Federal   | 8100-8299 | -                               | -                            |                   | -                              |                   | -                              |                   |
| State   |           |                                 |                              |                   |                                |                   |                                |                   |
| Lottery - Unrestricted  | 8560      | 268,472                         | 293,296                      | 9.25%             | 310,894                        | 6.00%             | 329,547                        | 6.00%             |
| Lottery - Prop 20 - Restricted  | 8560      |                                 |                              |                   |                                |                   |                                |                   |
| Other State Revenue   | 8300-8599 | 40,613                          | 44,368                       | 9.25%             | 47,030                         | 6.00%             | 49,852                         | 6.00%             |
| Local   |           |                                 |                              |                   |                                |                   |                                |                   |
| Interest  | 8660      | -                               | -                            |                   | -                              |                   | -                              |                   |
| AB602 Local Special Education Transfer  | 8792      |                                 |                              |                   |                                |                   |                                |                   |
| Other Local Revenues  | 8600-8799 | 34,727                          | 37,528                       | 8.07%             | 39,780                         | 6.00%             | 42,167                         | 6.00%             |
| Total Revenues  |           | \$ 18,249,524                   | \$ 20,523,009                | 12.46%            | \$ 22,392,727                  | 9.11%             | \$ 24,533,339                  | 9.56%             |
| EXPENDITURES  |           |                                 |                              |                   |                                |                   |                                |                   |
| Certificated Salaries   | 1000-1999 | 6,999,062                       | 7,970,255                    | 13.88%            | 8,630,526                      | 8.28%             | 9,340,506                      | 8.23%             |
| Classified Salaries   | 2000-2999 | 1,057,904                       | 1,134,326                    | 7.22%             | 1,178,338                      | 3.88%             | 1,274,019                      | 8.12%             |
| Benefits  | 3000-3999 | 2,187,342                       | 2,400,654                    | 9.75%             | 2,621,539                      | 9.20%             | 2,845,666                      | 8.55%             |
| Books & Supplies  | 4000-4999 | 1,837,937                       | 1,740,054                    | -5.33%            | 1,844,457                      | 6.00%             | 1,955,124                      | 6.00%             |
| Contracts & Services  | 5000-5999 | 5,469,347                       | 6,535,734                    | 19.50%            | 7,282,745                      | 11.43%            | 7,905,379                      | 8.55%             |
| Capital Outlay (Modified Accrual Basis Only)  | 6000-6599 | -                               | -                            |                   |                                |                   |                                |                   |
| Depreciation Expense (Accrual Basis Only)   | 6900      | -                               | -                            |                   |                                |                   |                                |                   |
| Other Outgo   | 7100-7299 | -                               | -                            |                   |                                |                   |                                |                   |
| Debt Service (see Debt Form)  | 7400-7499 | 260,502                         | 300,935                      | 15.52%            | 334,038                        | 11.00%            | 354,080                        | 6.00%             |
| Total Expenditures  |           | \$ 17,812,095                   | \$ 20,081,959                | 12.74%            | \$ 21,891,643                  | 9.01%             | \$ 23,674,774                  | 8.15%             |
| EXCESS (DEFICIENCY) OF REVENUES OVER EXPENDITURES   |           | \$ 437,429                      | \$ 441,050                   | 0.83%             | \$ 501,084                     | 13.61%            | \$ 858,565                     | 71.34%            |
| OTHER SOURCES & USES  |           |                                 |                              |                   |                                |                   |                                |                   |
| Other Sources/Contributions to Restricted Programs  | 8900      |                                 |                              |                   |                                |                   |                                |                   |
| Other Uses  | 7600      |                                 |                              |                   |                                |                   |                                |                   |
| Net Sources & Uses  |           | \$ -                            | \$ -                         |                   | \$ -                           |                   | \$ -                           |                   |
| NET INCREASE (DECREASE) IN FUND BALANCE   |           | \$ 437,429                      | \$ 441,050                   | 0.83%             | \$ 501,084                     | 13.61%            | \$ 858,565                     | 71.34%            |
| FUND BALANCE, RESERVES  |           |                                 |                              |                   |                                |                   |                                |                   |
| Beginning Balance at Adopted Budget   | 9791      | 1,648,298                       | 2,085,727                    | 26.54%            | 2,526,777                      | 21.15%            | 3,027,861                      | 19.83%            |
| Adjustments for Unaudited Actuals   | 9792      |                                 |                              |                   |                                |                   |                                |                   |
| Beg Fund Balance at Unaudited Actuals   |           |                                 |                              |                   |                                |                   |                                |                   |
| Adjustments for Audit   | 9793      |                                 |                              |                   |                                |                   |                                |                   |
| Adjustments for Restatements  | 9795      | -                               |                              |                   |                                |                   |                                |                   |
| Beginning Fund Balance as per Audit Report +/- Restatements   |           | 1,648,298                       |                              |                   |                                |                   |                                |                   |
| Ending Balance  | 9790      | \$ 2,085,727                    | \$ 2,526,777                 | 21.15%            | \$ 3,027,861                   | 19.83%            | \$ 3,886,427                   | 28.36%            |
| Components of Ending Fund Balance (Budget):   |           |                                 |                              |                   |                                |                   |                                |                   |
| a. Nonspendable   |           |                                 |                              |                   |                                |                   |                                |                   |
| Revolving Cash  | 9711      |                                 |                              |                   |                                |                   |                                |                   |
| Stores  | 9712      |                                 |                              |                   |                                |                   |                                |                   |
| Prepaid Expenditures  | 9713      |                                 |                              |                   |                                |                   |                                |                   |
| All Others  | 9719      |                                 |                              |                   |                                |                   |                                |                   |
| b. Restricted   |           |                                 |                              |                   |                                |                   |                                |                   |
|   | 9740      |                                 |                              |                   |                                |                   |                                |                   |
| c. Committed  |           |                                 |                              |                   |                                |                   |                                |                   |
| Committed - Stabilization Arrangements  | 9750      |                                 |                              |                   |                                |                   |                                |                   |
| Committed - Other   | 9760      |                                 |                              |                   |                                |                   |                                |                   |
| d. Assignments  |           |                                 |                              |                   |                                |                   |                                |                   |
|   | 9780      |                                 |                              |                   |                                |                   |                                |                   |
| e. Unassigned   |           |                                 |                              |                   |                                |                   |                                |                   |
| Reserve for Ecomonic Uncertainties  | 9789      | 890,605                         | 1,004,098                    | 12.74%            | 1,094,582                      | 9.01%             | 1,183,739                      | 8.15%             |
| Undesignated / Unappropriated Amount / Unrestricted Net Position  | 9790      | 1,195,123                       | 1,522,679                    | 27.41%            | 1,933,279                      | 26.97%            | 2,702,688                      | 39.80%            |
|   |           |                                 |                              |                   |                                |                   |                                |                   |
| ASSUMPTIONS FOR UNRESTRICTED PROGRAMS:  |           |                                 |                              |                   |                                |                   |                                |                   |
| LIST FEDERAL UNRESTRICTED REVENUES (MOST FEDERAL PROGRAM REVENUES ARE RESTRICTED AND SHOULD BE ON RESTRICTED SHEET) |           |                                 |                              |                   |                                |                   |                                |                   |
| 1 Ex. Erate   |           |                                 |                              |                   |                                |                   |                                |                   |
| 2   |           |                                 |                              |                   |                                |                   |                                |                   |
| 3   |           |                                 |                              |                   |                                |                   |                                |                   |
| 4   |           |                                 |                              |                   |                                |                   |                                |                   |
| 5   |           |                                 |                              |                   |                                |                   |                                |                   |
| 6   |           |                                 |                              |                   |                                |                   |                                |                   |
| 7   |           |                                 |                              |                   |                                |                   |                                |                   |
| 8   |           |                                 |                              |                   |                                |                   |                                |                   |
| 9   |           |                                 |                              |                   |                                |                   |                                |                   |
| Total Federal Awards Budgeted:  |           | \$ -                            | \$ -                         |                   | \$ -                           |                   | \$ -                           |                   |
|   |           |                                 |                              |                   |                                |                   |                                |                   |
| Lottery Unrestricted Allocation per ADA   |           |                                 | \$ 183                       |                   | \$ 183                         |                   | \$ 183                         |                   |
| Lottery Unrestricted Estimated Award  |           |                                 | \$ 293,296                   | 9.25%             | \$ 310,894                     | 6.00%             | \$ 329,547                     | 6.00%             |
| LIST UNRESTRICTED STATE FUNDS BUDGETED IN "Other State Revenue"   |           |                                 |                              |                   |                                |                   |                                |                   |
| 1 Ex. Mandated Cost   |           |                                 |                              |                   |                                |                   |                                |                   |
| 2 8550 - K-12 Mandate Block Grant   |           | 40,613                          | 44,368                       | 9.25%             | 47,030                         | 6.00%             | 49,852                         | 6.00%             |

Fiscal Year 2025-26 Budget  
Unrestricted MYP

Form Revised 4/18/2025

| DESCRIPTION   |                                     | Estimated<br>Actuals<br>2024-25 | Adopted<br>Budget<br>2025-26 | Percent<br>Change | Projected<br>Budget<br>2026-27 | Percent<br>Change | Projected<br>Budget<br>2027-28 | Percent<br>Change |
|---|-------------------------------------|---------------------------------|------------------------------|-------------------|--------------------------------|-------------------|--------------------------------|-------------------|
|   | 3                                   |                                 |                              |                   |                                |                   |                                |                   |
|   | 4                                   |                                 |                              |                   |                                |                   |                                |                   |
|   | 5                                   |                                 |                              |                   |                                |                   |                                |                   |
|   | 6                                   |                                 |                              |                   |                                |                   |                                |                   |
|   | 7                                   |                                 |                              |                   |                                |                   |                                |                   |
|   | 8                                   |                                 |                              |                   |                                |                   |                                |                   |
|   | 9                                   |                                 |                              |                   |                                |                   |                                |                   |
|   | 10                                  |                                 |                              |                   |                                |                   |                                |                   |
|   | 11                                  |                                 |                              |                   |                                |                   |                                |                   |
|   | 12                                  |                                 |                              |                   |                                |                   |                                |                   |
|   | 13                                  |                                 |                              |                   |                                |                   |                                |                   |
|   | 14                                  |                                 |                              |                   |                                |                   |                                |                   |
|   | 15                                  |                                 |                              |                   |                                |                   |                                |                   |
|   | 16                                  |                                 |                              |                   |                                |                   |                                |                   |
|   | 17                                  |                                 |                              |                   |                                |                   |                                |                   |
|   | 18                                  |                                 |                              |                   |                                |                   |                                |                   |
| Total Other State Revenue Funds Budgeted:                                 |                                     | \$ 40,613                       | \$ 44,368                    | 9.25%             | \$ 47,030                      | 6.00%             | \$ 49,852                      | 6.00%             |
| LIST OTHER UNRESTRICTED LOCAL REVENUES BUDGETED in "Other Local Revenues" |                                     |                                 |                              |                   |                                |                   |                                |                   |
| 1   | Ex. Services Reimbursed by District |                                 |                              |                   |                                |                   |                                |                   |
| 2   | 8699 - Misc. Revenue                | 34,727                          | 37,528                       | 8.07%             | 39,780                         | 6.00%             | 42,167                         | 6.00%             |
| 3   |                                     |                                 |                              |                   |                                |                   |                                |                   |
| 4   |                                     |                                 |                              |                   |                                |                   |                                |                   |
| 5   |                                     |                                 |                              |                   |                                |                   |                                |                   |
| 6   |                                     |                                 |                              |                   |                                |                   |                                |                   |
| Total Other Local Revenue Funds Budgeted:                                 |                                     | \$ 34,727                       | \$ 37,528                    | 8.07%             | \$ 39,780                      | 6.00%             | \$ 42,167                      | 6.00%             |



CHARTER NAME: Elite Academic Academy - Lucerne  
 CDS #: 36-75051-0136960  
 CHARTER #: 1923

Fiscal Year 2025-26 Budget  
 Restricted MYP

Form Revised 4/18/2025

| DESCRIPTION  |           | Estimated<br>Actuals<br>2024-25 | Adopted<br>Budget<br>2025-26 | Percent<br>Change | Projected<br>Budget<br>2026-27 | Percent<br>Change | Projected<br>Budget<br>2027-28 | Percent<br>Change |
|--|-----------|---------------------------------|------------------------------|-------------------|--------------------------------|-------------------|--------------------------------|-------------------|
| <b>REVENUES</b>  |           |                                 |                              |                   |                                |                   |                                |                   |
| LCFF Sources   |           |                                 |                              |                   |                                |                   |                                |                   |
| LCFF   | 8011      |                                 |                              |                   |                                |                   |                                |                   |
| EPA  | 8012      |                                 |                              |                   |                                |                   |                                |                   |
| State Aid - Prior Year                                   | 8019      |                                 |                              |                   |                                |                   |                                |                   |
| In Lieu Property Taxes                                   | 8096      |                                 |                              |                   |                                |                   |                                |                   |
| Federal  | 8100-8299 | 381,719                         | 468,972                      | 22.86%            | 497,111                        | 6.00%             | 526,937                        | 6.00%             |
| State  |           |                                 |                              |                   |                                |                   |                                |                   |
| Lottery - Unrestricted                                   | 8560      |                                 |                              |                   |                                |                   |                                |                   |
| Lottery - Prop 20 - Restricted                           | 8560      | 115,260                         | 125,918                      |                   | 133,473                        |                   | 141,481                        | 6.00%             |
| Other State Revenue                                      | 8300-8599 | 921,606                         | 1,180,067                    | 28.04%            | 375,855                        | -68.15%           | 398,407                        | 6.00%             |
| Local  |           |                                 |                              |                   |                                |                   |                                |                   |
| Interest   | 8660      | -                               | -                            |                   | -                              |                   | -                              |                   |
| AB602 Local Special Education Transfer                   | 8792      | 1,211,085                       | 1,351,835                    | 11.62%            | 1,432,945                      | 6.00%             | 1,518,922                      | 6.00%             |
| Other Local Revenues                                     | 8600-8799 | -                               | -                            |                   | -                              |                   | -                              |                   |
| Total Revenues   |           | \$ 2,629,670                    | \$ 3,126,791                 | 18.90%            | \$ 2,439,383                   | -21.98%           | \$ 2,585,747                   | 6.00%             |
| <b>EXPENDITURES</b>                                      |           |                                 |                              |                   |                                |                   |                                |                   |
| Certificated Salaries                                    | 1000-1999 | 1,526,377                       | 1,520,567                    | -0.38%            | 1,228,541                      | -19.21%           | 1,319,117                      | 7.37%             |
| Classified Salaries                                      | 2000-2999 |                                 |                              |                   |                                |                   |                                |                   |
| Benefits   | 3000-3999 | 315,186                         | 431,493                      | 36.90%            | 320,495                        | -25.72%           | 335,261                        | 4.61%             |
| Books & Supplies   | 4000-4999 |                                 |                              |                   |                                |                   |                                |                   |
| Contracts & Services                                     | 5000-5999 | 788,107                         | 1,174,731                    | 49.06%            | 890,347                        | -24.21%           | 931,369                        | 4.61%             |
| Capital Outlay (Modified Accrual Basis Only)             | 6000-6599 |                                 |                              |                   |                                |                   |                                |                   |
| Depreciation Expense (Accrual Basis Only)                | 6900      |                                 |                              |                   |                                |                   |                                |                   |
| Other Outgo  | 7100-7299 |                                 |                              |                   |                                |                   |                                |                   |
| Debt Service (see Debt Form)                             | 7400-7499 |                                 |                              |                   |                                |                   |                                |                   |
| Total Expenditures                                       |           | \$ 2,629,670                    | \$ 3,126,791                 | 18.90%            | \$ 2,439,383                   | -21.98%           | \$ 2,585,747                   | 6.00%             |
| <b>EXCESS (DEFICIENCY) OF REVENUES OVER EXPENDITURES</b> |           | \$ -                            | \$ 0                         |                   | \$ -                           |                   | \$ 0                           |                   |
| <b>OTHER SOURCES &amp; USES</b>                          |           |                                 |                              |                   |                                |                   |                                |                   |
| Other Sources/Contributions to Restricted Programs       | 8900      |                                 |                              |                   |                                |                   |                                |                   |
| Other Uses   | 7600      |                                 |                              |                   |                                |                   |                                |                   |
| Net Sources & Uses                                       |           | \$ -                            | \$ -                         |                   | \$ -                           |                   | \$ -                           |                   |
| <b>NET INCREASE (DECREASE) IN FUND BALANCE</b>           |           | \$ -                            | \$ 0                         |                   | \$ -                           |                   | \$ 0                           |                   |
| <b>FUND BALANCE, RESERVES</b>                            |           |                                 |                              |                   |                                |                   |                                |                   |
| Beginning Balance at Adopted Budget                      | 9791      |                                 | -                            |                   | -                              |                   | -                              |                   |
| Adjustments for Unaudited Actuals                        | 9792      |                                 |                              |                   |                                |                   |                                |                   |

CHARTER NAME: Elite Academic Academy - Lucerne  
CDS #: 36-75051-0136960  
CHARTER #: 1923

Fiscal Year 2025-26 Budget  
Restricted MYP

Form Revised 4/18/2025

| DESCRIPTION  |                               | Estimated<br>Actuals<br>2024-25 | Adopted<br>Budget<br>2025-26 | Percent<br>Change | Projected<br>Budget<br>2026-27 | Percent<br>Change | Projected<br>Budget<br>2027-28 | Percent<br>Change |
|--|-------------------------------|---------------------------------|------------------------------|-------------------|--------------------------------|-------------------|--------------------------------|-------------------|
| Beg Fund Balance at Unaudited Actuals                            |                               |                                 |                              |                   |                                |                   |                                |                   |
| Adjustments for Audit  | 9793                          |                                 |                              |                   |                                |                   |                                |                   |
| Adjustments for Restatements                                     | 9795                          |                                 |                              |                   |                                |                   |                                |                   |
| Beginning Fund Balance as per Audit Report +/- Restatements      |                               | -                               |                              |                   |                                |                   |                                |                   |
| Ending Balance   |                               | \$ -                            | \$ -                         |                   | \$ -                           |                   | \$ -                           |                   |
| Components of Ending Fund Balance (Budget):                      |                               |                                 |                              |                   |                                |                   |                                |                   |
| a. Nonspendable  |                               |                                 |                              |                   |                                |                   |                                |                   |
| Revolving Cash   | 9711                          |                                 |                              |                   |                                |                   |                                |                   |
| Stores   | 9712                          |                                 |                              |                   |                                |                   |                                |                   |
| Prepaid Expenditures   | 9713                          |                                 |                              |                   |                                |                   |                                |                   |
| All Others   | 9719                          |                                 |                              |                   |                                |                   |                                |                   |
| b. Restricted  | 9740                          | -                               | -                            |                   | -                              |                   | -                              |                   |
| c. Committed   |                               |                                 |                              |                   |                                |                   |                                |                   |
| Committed - Stabilization Arrangements                           | 9750                          |                                 |                              |                   |                                |                   |                                |                   |
| Committed - Other  | 9760                          |                                 |                              |                   |                                |                   |                                |                   |
| d. Assignments   | 9780                          |                                 |                              |                   |                                |                   |                                |                   |
| e. Unassigned  |                               |                                 |                              |                   |                                |                   |                                |                   |
| Reserve for Ecomonic Uncertainties                               | 9789                          |                                 |                              |                   |                                |                   |                                |                   |
| Undesignated / Unappropriated Amount / Unrestricted Net Position | 9790                          |                                 |                              |                   |                                |                   |                                |                   |
|  |                               |                                 |                              |                   |                                |                   |                                |                   |
| If Restricted Fund Balances Exist, Identify Balance by Program:  |                               |                                 |                              |                   |                                |                   |                                |                   |
| 1  | EX. AB602 - Special Education |                                 |                              |                   |                                |                   |                                |                   |
| 2  |                               |                                 |                              |                   |                                |                   |                                |                   |
| 3  |                               |                                 |                              |                   |                                |                   |                                |                   |
| 4  |                               |                                 |                              |                   |                                |                   |                                |                   |
| 5  |                               |                                 |                              |                   |                                |                   |                                |                   |
| 6  |                               |                                 |                              |                   |                                |                   |                                |                   |
| 7  |                               |                                 |                              |                   |                                |                   |                                |                   |
| 8  |                               |                                 |                              |                   |                                |                   |                                |                   |
| 9  |                               |                                 |                              |                   |                                |                   |                                |                   |
| 10   |                               |                                 |                              |                   |                                |                   |                                |                   |
| 11   |                               |                                 |                              |                   |                                |                   |                                |                   |
| 12   |                               |                                 |                              |                   |                                |                   |                                |                   |
| 13   |                               |                                 |                              |                   |                                |                   |                                |                   |
| 14   |                               |                                 |                              |                   |                                |                   |                                |                   |
| 15   |                               |                                 |                              |                   |                                |                   |                                |                   |
|  |                               | -                               | -                            |                   | -                              |                   | -                              |                   |



CHARTER NAME: Elite Academic Academy - Lucerne  
CDS #: 36-75051-0136960  
CHARTER #: 1923

Fiscal Year 2025-26 Budget  
Restricted MYP

Form Revised 4/18/2025

| DESCRIPTION   |  | Estimated<br>Actuals<br>2024-25 | Adopted<br>Budget<br>2025-26 | Percent<br>Change | Projected<br>Budget<br>2026-27 | Percent<br>Change | Projected<br>Budget<br>2027-28 | Percent<br>Change |
|---|--|---------------------------------|------------------------------|-------------------|--------------------------------|-------------------|--------------------------------|-------------------|
| <b>ASSUMPTIONS FOR RESTRICTED PROGRAMS:</b>                   |  |                                 |                              |                   |                                |                   |                                |                   |
| LIST FEDERAL RESTRICTED REVENUES                              |  |                                 |                              |                   |                                |                   |                                |                   |
| 1   | EX. Title I  |                                 |                              |                   |                                |                   |                                |                   |
| 2   | 8181 - Federal:Special Ed                                      | 156,254                         | 222,659                      | 42.50%            | 236,019                        | 6.00%             | 250,180                        | 6.00%             |
| 3   | 8291 - Title I Revenue   | 197,082                         | 215,305                      | 9.25%             | 228,224                        | 6.00%             | 241,917                        | 6.00%             |
| 4   | 8292 - Title II Revenue  | 28,383                          | 31,007                       |                   | 32,868                         |                   | 34,840                         |                   |
| 5   |  |                                 |                              |                   |                                |                   |                                |                   |
| 6   |  |                                 |                              |                   |                                |                   |                                |                   |
| 7   |  |                                 |                              |                   |                                |                   |                                |                   |
| 8   |  |                                 |                              |                   |                                |                   |                                |                   |
| 9   |  |                                 |                              |                   |                                |                   |                                |                   |
| 10  |  |                                 |                              |                   |                                |                   |                                |                   |
| 11  |  |                                 |                              |                   |                                |                   |                                |                   |
| 12  |  |                                 |                              |                   |                                |                   |                                |                   |
| 13  |  |                                 |                              |                   |                                |                   |                                |                   |
| 14  |  |                                 |                              |                   |                                |                   |                                |                   |
| 15  |  |                                 |                              |                   | -                              |                   | -                              |                   |
| 16  |  |                                 |                              |                   |                                |                   |                                |                   |
| 17  |  |                                 |                              |                   |                                |                   |                                |                   |
| 18  |  |                                 |                              |                   |                                |                   |                                |                   |
| 19  |  |                                 |                              |                   |                                |                   |                                |                   |
| 20  |  |                                 |                              |                   |                                |                   |                                |                   |
| Total Federal Awards Budgeted:                                |  | \$ 381,719                      | \$ 468,972                   | 22.86%            | \$ 497,111                     | 6.00%             | \$ 526,937                     | 6.00%             |
|   |  |                                 |                              |                   |                                |                   |                                |                   |
| Lottery Prop 20 Restricted Allocation per ADA                 |  |                                 | \$ 79                        |                   | \$ 79                          |                   | \$ 79                          |                   |
| Lottery Estimated Prop 20 Restricted Award                    |  |                                 | \$ 125,918                   |                   | \$ 133,473                     | 6.00%             | \$ 141,481                     | 6.00%             |
|   |  |                                 |                              |                   |                                |                   |                                |                   |
| LIST RESTRICTED STATE FUNDS BUDGETED IN "Other State Revenue" |  |                                 |                              |                   |                                |                   |                                |                   |
| 1   | 8590 Educator Effectiveness Block Grant                        | 100,000                         | -                            |                   | -                              |                   | -                              |                   |
| 2   | 8590 CTEIG   | 66,645                          | 72,807                       | 9.25%             | 77,176                         | 6.00%             | 81,806                         | 6.00%             |
| 3   | 8590 Learning Recovery Emergency Block Grant                   | 179,165                         | 537,494                      | 200.00%           | -                              |                   | -                              |                   |
| 4   | 8590 Arts, Music, and Instructional Materials                  | 95,998                          | 287,992                      | 200.00%           | -                              |                   | -                              |                   |
| 5   | 8590 MTSS  | 15,500                          | -                            |                   | -                              |                   | -                              |                   |
| 6   | 8590 Assessment Apportionment                                  | 6,373                           | -                            |                   | -                              |                   | -                              |                   |
| 7   | 8590 Proposition 28: Arts and Music in Schools                 | 141,788                         | 154,899                      | 9.25%             | 164,192                        | 6.00%             | 174,044                        | 6.00%             |
| 8   | 8590 SPED Mental Health Services                               | 116,136                         | 126,875                      | 9.25%             | 134,487                        | 6.00%             | 142,557                        | 6.00%             |
| 9   | 8590 Golden State Pathways Program: Planning Grant - Res. 6383 | 200,000                         | -                            |                   | -                              |                   | -                              |                   |
| 10  |  |                                 |                              |                   |                                |                   |                                |                   |
| 11  |  |                                 |                              |                   |                                |                   |                                |                   |
| 12  |  |                                 |                              |                   |                                |                   |                                |                   |
| 13  |  |                                 |                              |                   |                                |                   |                                |                   |
| 14  |  |                                 |                              |                   |                                |                   |                                |                   |

CHARTER NAME: Elite Academic Academy - Lucerne  
CDS #: 36-75051-0136960  
CHARTER #: 1923

Fiscal Year 2025-26 Budget  
Restricted MYP

Form Revised 4/18/2025

| DESCRIPTION  |  | Estimated<br>Actuals<br>2024-25        | Adopted<br>Budget<br>2025-26 | Percent<br>Change | Projected<br>Budget<br>2026-27 | Percent<br>Change | Projected<br>Budget<br>2027-28 | Percent<br>Change |
|--|--|--|------------------------------|-------------------|--------------------------------|-------------------|--------------------------------|-------------------|
| 15   |  |  |                              |                   |                                |                   |                                |                   |
| 16   |  |  |                              |                   |                                |                   |                                |                   |
| 17   |  |  |                              |                   |                                |                   |                                |                   |
| 18   |  |  |                              |                   |                                |                   |                                |                   |
| Total Other State Revenue Funds Budgeted:                                  |  | \$ 921,606                             | \$ 1,180,067                 | 28.04%            | \$ 375,855                     | -68.15%           | \$ 398,407                     | 6.00%             |
| LIST OTHER RESTRICTED LOCAL REVENUES BUDGETED in "Other Local Revenues"    |  |  |                              |                   |                                |                   |                                |                   |
| 1  |  |  |                              |                   |                                |                   |                                |                   |
| 2  |  |  |                              |                   |                                |                   |                                |                   |
| 3  |  |  |                              |                   |                                |                   |                                |                   |
| 4  |  |  |                              |                   |                                |                   |                                |                   |
| 5  |  |  |                              |                   |                                |                   |                                |                   |
| 6  |  |  |                              |                   |                                |                   |                                |                   |
| Total Other Local Revenue Funds Budgeted:                                  |  | \$ -                                   | \$ -                         |                   | \$ -                           |                   | \$ -                           |                   |
| SPECIAL EDUCATION DETAILS:   |  |  |                              |                   |                                |                   |                                |                   |
| What % of student population is Special Ed                                 |  | 7.51%                                  | 8.67%                        | 1.16%             | 8.82%                          | 0.16%             | 8.96%                          | 0.13%             |
| For SELPA services, is the Charter under School District, or a member LEA? |  | Charter is a member of El Dorado SELPA |                              |                   |                                |                   |                                |                   |
| AB602 Revenue  |  | 1,211,085                              | 1,351,835                    | 11.62%            | 1,432,945                      | 6.00%             | 1,518,922                      | 6.00%             |
| Other Special Ed Revenue   |  | 116,136                                | 126,875                      | 9.25%             | 134,488                        | 6.00%             | 142,557                        | 6.00%             |
| Unrestricted Contribution to Special Ed                                    |  | 58,712                                 | 55,189                       | -6.00%            | 52,982                         | -4.00%            | 50,863                         | -4.00%            |
| Total Special Ed Funding   |  | 1,385,933                              | 1,533,899                    |                   | 1,620,415                      |                   | 1,712,341                      |                   |
| Special Ed Expenditures  |  | 1,385,933                              | 1,533,899                    | 10.68%            | 1,620,415                      | 5.64%             | 1,712,341                      | 5.67%             |

## Fiscal Year 2025-26 Budget Summary MYP

Form Revised 4/18/2025

| DESCRIPTION  |           | Estimated<br>Actuals<br>2024-25 | Adopted<br>Budget<br>2025-26 | Percent<br>Change | Projected<br>Budget<br>2026-27 | Percent<br>Change | Projected<br>Budget<br>2027-28 | Percent<br>Change |
|--|-----------|---------------------------------|------------------------------|-------------------|--------------------------------|-------------------|--------------------------------|-------------------|
| REVENUES   |           |                                 |                              |                   |                                |                   |                                |                   |
| LCFF Sources                                       |           |                                 |                              |                   |                                |                   |                                |                   |
| LCFF   | 8011      | 17,223,783                      | 19,387,817                   | 12.56%            | 21,189,423                     | 9.29%             | 23,257,837                     | 9.76%             |
| EPA  | 8012      | 281,122                         | 307,116                      | 9.25%             | 325,543                        | 6.00%             | 345,076                        | 6.00%             |
| State Aid - Prior Year                             | 8019      | (13,744)                        | -                            |                   | -                              |                   | -                              |                   |
| In Lieu Property Taxes                             | 8096      | 414,552                         | 452,884                      | 9.25%             | 480,057                        | 6.00%             | 508,860                        | 6.00%             |
| Federal  | 8100-8299 | 381,719                         | 468,972                      | 22.86%            | 497,111                        | 6.00%             | 526,937                        | 6.00%             |
| State  |           |                                 |                              |                   |                                |                   |                                |                   |
| Lottery - Unrestricted                             | 8560      | 268,472                         | 293,296                      | 9.25%             | 310,894                        | 6.00%             | 329,547                        | 6.00%             |
| Lottery - Prop 20 - Restricted                     | 8560      | 115,260                         | 125,918                      | 9.25%             | 133,473                        | 6.00%             | 141,481                        | 6.00%             |
| Other State Revenue                                | 8300-8599 | 962,219                         | 1,224,435                    | 27.25%            | 422,885                        | -65.46%           | 448,260                        | 6.00%             |
| Local  |           |                                 |                              |                   |                                |                   |                                |                   |
| Interest   | 8660      | -                               | -                            |                   | -                              |                   | -                              |                   |
| AB602 Local Special Education Transfer             | 8792      | 1,211,085                       | 1,351,835                    | 11.62%            | 1,432,945                      | 6.00%             | 1,518,922                      | 6.00%             |
| Other Local Revenues                               | 8600-8799 | 34,727                          | 37,528                       | 8.07%             | 39,780                         | 6.00%             | 42,167                         | 6.00%             |
| Total Revenues                                     |           | \$ 20,879,194                   | \$ 23,649,801                | 13.27%            | \$ 24,832,110                  | 5.00%             | \$ 27,119,086                  | 9.21%             |
| EXPENDITURES                                       |           |                                 |                              |                   |                                |                   |                                |                   |
| Certificated Salaries                              | 1000-1999 | 8,525,439                       | 9,490,823                    | 11.32%            | 9,859,067                      | 3.88%             | 10,659,623                     | 8.12%             |
| Classified Salaries                                | 2000-2999 | 1,057,904                       | 1,134,326                    | 7.22%             | 1,178,338                      | 3.88%             | 1,274,019                      | 8.12%             |
| Benefits   | 3000-3999 | 2,502,528                       | 2,832,147                    | 13.17%            | 2,942,034                      | 3.88%             | 3,180,927                      | 8.12%             |
| Books & Supplies                                   | 4000-4999 | 1,837,937                       | 1,740,054                    | -5.33%            | 1,844,457                      | 6.00%             | 1,955,124                      | 6.00%             |
| Contracts & Services                               | 5000-5999 | 6,257,454                       | 7,710,465                    | 23.22%            | 8,173,092                      | 6.00%             | 8,836,748                      | 8.12%             |
| Capital Outlay (Modified Accrual Basis Only)       | 6000-6599 | -                               | -                            |                   | -                              |                   | -                              |                   |
| Depreciation Expense (Accrual Basis Only)          | 6900      | -                               | -                            |                   | -                              |                   | -                              |                   |
| Other Outgo  | 7100-7299 | -                               | -                            |                   | -                              |                   | -                              |                   |
| Debt Service (see Debt Form)                       | 7400-7499 | 260,502                         | 300,935                      | 15.52%            | 334,038                        | 11.00%            | 354,080                        | 6.00%             |
| Total Expenditures                                 |           | \$ 20,441,765                   | \$ 23,208,750                | 13.54%            | \$ 24,331,026                  | 4.84%             | \$ 26,260,521                  | 7.93%             |
| EXCESS (DEFICIENCY) OF REVENUES OVER EXPENDITURES  |           | \$ 437,429                      | \$ 441,051                   | 0.83%             | \$ 501,084                     | 13.61%            | \$ 858,565                     | 71.34%            |
| OTHER SOURCES & USES                               |           |                                 |                              |                   |                                |                   |                                |                   |
| Other Sources/Contributions to Restricted Programs | 8900      | -                               | -                            |                   | -                              |                   | -                              |                   |
| Other Uses   | 7600      | -                               | -                            |                   | -                              |                   | -                              |                   |
| Net Sources & Uses                                 |           | \$ -                            | \$ -                         |                   | \$ -                           |                   | \$ -                           |                   |
| NET INCREASE (DECREASE) IN FUND BALANCE            |           | \$ 437,429                      | \$ 441,051                   | 0.83%             | \$ 501,084                     | 13.61%            | \$ 858,565                     | 71.34%            |
| FUND BALANCE, RESERVES                             |           |                                 |                              |                   |                                |                   |                                |                   |

CHARTER NAME: Elite Academic Academy - Lucerne  
CDS #: 36-75051-0136960  
CHARTER #: 1923

Fiscal Year 2025-26 Budget  
Summary MYP

Form Revised 4/18/2025

| DESCRIPTION  |      |  | Estimated<br>Actuals<br>2024-25 | Adopted<br>Budget<br>2025-26 | Percent<br>Change | Projected<br>Budget<br>2026-27 | Percent<br>Change | Projected<br>Budget<br>2027-28 | Percent<br>Change |
|--|------|--|---------------------------------|------------------------------|-------------------|--------------------------------|-------------------|--------------------------------|-------------------|
| Beginning Balance at Adopted Budget  | 9791 |  | 1,648,298                       | 2,085,727                    | 26.54%            | 2,526,777                      | 21.15%            | 3,027,861                      | 19.83%            |
| Adjustments for Unaudited Actuals  | 9792 |  |                                 |                              |                   |                                |                   |                                |                   |
| Beg Fund Balance at Unaudited Actuals  |      |  |                                 |                              |                   |                                |                   |                                |                   |
| Adjustments for Audit  | 9793 |  |                                 |                              |                   |                                |                   |                                |                   |
| Adjustments for Restatements   | 9795 |  | -                               |                              |                   |                                |                   |                                |                   |
| Beginning Fund Balance as per Audit Report +/- Restatements  |      |  | 1,648,298                       |                              |                   |                                |                   |                                |                   |
| Ending Balance   | 9790 |  | \$ 2,085,727                    | \$ 2,526,777                 | 21.15%            | \$ 3,027,861                   | 19.83%            | \$ 3,886,427                   | 28.36%            |
| Components of Ending Fund Balance (Budget):  |      |  |                                 |                              |                   |                                |                   |                                |                   |
| a. Nonspendable  |      |  |                                 |                              |                   |                                |                   |                                |                   |
| Revolving Cash   | 9711 |  | -                               | -                            |                   | -                              |                   | -                              |                   |
| Stores   | 9712 |  | -                               | -                            |                   | -                              |                   | -                              |                   |
| Prepaid Expenditures   | 9713 |  | -                               | -                            |                   | -                              |                   | -                              |                   |
| All Others   | 9719 |  | -                               | -                            |                   | -                              |                   | -                              |                   |
| b. Restricted  | 9740 |  | -                               | -                            |                   | -                              |                   | -                              |                   |
| c. Committed   |      |  |                                 |                              |                   |                                |                   |                                |                   |
| Committed - Stabilization Arrangements   | 9750 |  | -                               | -                            |                   | -                              |                   | -                              |                   |
| Committed - Other  | 9760 |  | -                               | -                            |                   | -                              |                   | -                              |                   |
| d. Assignments   | 9780 |  | -                               | -                            |                   | -                              |                   | -                              |                   |
| e. Unassigned  |      |  |                                 |                              |                   |                                |                   |                                |                   |
| Reserve for Ecomonic Uncertainties   | 9789 |  | 890,605                         | 1,004,098                    | 12.74%            | 1,094,582                      | 9.01%             | 1,183,739                      | 8.15%             |
| Undesignated / Unappropriated Amount / Unrestricted Net Position   | 9790 |  | 1,195,123                       | 1,522,679                    | 27.41%            | 1,933,279                      | 26.97%            | 2,702,688                      | 39.80%            |
| Economic Uncertainty and Unappropriated Reserve Percentage (9789+9790)/(Total Expenditures + Other Uses) |      |  | 10.20%                          | 10.89%                       |                   | 12.44%                         |                   | 14.80%                         |                   |

Reserve Standard (unless different standard identified in MOU)

If MOU contains a Reserve Standard other than above, enter here

Reserve Standard Met/Not Met

3%

3%

3%

3%

Met

Met

Met

Met

If not meeting standards, discuss fiscal recovery plan:

Unrestricted Deficit Spending Percentage

Unrestricted Deficit Spending Standard

Unrestricted Deficit Spending Standard Met/Not Met

0.0%

0.0%

0.0%

0.0%

3.4%

3.6%

4.1%

4.9%

Met

Met

Met

Met

If deficit spending, explain cause and if one-time or on-going. If for on-going, what is the Charter's plan to eliminatethe deficit?

DEBT - Multiyear Commitments

Fiscal Year 2025-26 Budget  
CHARTER NAME: Elite Academic Academy - Lucerne  
Form Revised 4/18/2025

Complete the following table for all significant multiyear commitments for the budget year and the following two years. Clearly identify the number of years remaining and the total remaining principal amount of the commitment, the amount of principal and interest budgeted for the current fiscal year and the following two years.

Under the Comment Section, provide a brief statement identifying the funding source for repayment of each obligation.

☐ NO DEBT (if no debt, X)

| Type of Commitment   | # of Years Remaining | July 1, 2025<br>Principal Balance | 2025-26<br>Payment<br>PrincipleInterest | 2026-27<br>Payment<br>PrincipleInterest | 2027-28<br>Payment<br>PrincipleInterest | Object Code(s) |
|--|----------------------|-----------------------------------|---|---|---|----------------|
| State School Building Loans  |                      |                                   |   |   |   |                |
| Charter School Start-up Loans  |                      |                                   |   |   |   |                |
| Other Post Employment Benefits   |                      |                                   |   |   |   |                |
| Compensated Absences   |                      |                                   |   |   |   |                |
| Bank Line of Credit Loans  |                      |                                   |   |   |   |                |
| Municipal Lease  |                      |                                   |   |   |   |                |
| Capital Lease  | 1                    | 24,680                            | 24,117563                               | - -                                     | - -                                     | 5611 - Rent    |
| Capital Lease  | 6                    | 143,189                           | 27,0497,943                             | 29,6276,190                             | 32,3954,271                             | 5611 - Rent    |
| Capital Lease  |                      |                                   |   |   |   |                |
| Inter-Agency Borrowing   |                      |                                   |   |   |   |                |
| Other  |                      |                                   |   |   |   |                |
| Total  |                      | 167,869                           | 51,1668,506                             | 29,6276,190                             | 32,3954,271                             |                |
| Other Commitments:   |                      |                                   |   |   |   |                |
|  |                      |                                   |   |   |   |                |
|  |                      |                                   |   |   |   |                |
|  |                      |                                   |   |   |   |                |
| Comments:  |                      |                                   |   |   |   |                |
| We anticipate having intra-year debt during the 2025-26 fiscal year by factoring receivables, and we expect to have a zero balance for this liability by year's end. |                      |                                   |   |   |   |                |







LCFF CALCULATOR

136960

NO

Charter

5/23/2025

5 digit District code or 7 digit School code (from the CDS code)

Is this calculation for a new charter school? (select from drop down list)

Projection Type

Projection Date

LEA: Elite Academic Academy - Lucerne

Projection Title: FY 25.26 Adopted Budget

Created by: Adam Woodard

Email: awoodard@eliteacademic.com

Phone: 866-354-8302 x735

| DATA ONLY - NO CALCULATIONS   |   |         |          | PY3           | PY2          | PY1          | CY           | CY1          | CY2          | CY3          | CY4          |              |              |              |
|---|---|---------|----------|---------------|--------------|--------------|--------------|--------------|--------------|--------------|--------------|--------------|--------------|--------------|
| Elite Academic Academy - Lucerne (136960)   |   |         |          | 2019-20       | 2020-21      | 2021-22      | 2022-23      | 2023-24      | 2024-25      | 2025-26      | 2026-27      | 2027-28      | 2028-29      | 2029-30      |
| <b>( 1 ) UNIVERSAL ASSUMPTIONS</b>  |   |         |          |               |              |              |              |              |              |              |              |              |              |              |
| Supplemental Grant %  |   |         |          | 20.00%        | 20.00%       | 20.00%       | 20.00%       | 20.00%       | 20.00%       | 20.00%       | 20.00%       | 20.00%       | 20.00%       | 20.00%       |
| Concentration Grant (>55% population)   |   |         |          | 65.00%        | 65.00%       | 65.00%       | 65.00%       | 65.00%       | 65.00%       | 65.00%       | 65.00%       | 65.00%       | 65.00%       | 65.00%       |
| Statutory COLA & Augmentation/Suspension<br><small>(prefilled as calculated by the Department of Finance, DOF)</small>  |   |         |          | 13.26%        | 8.22%        | 1.07%        | 2.30%        | 3.02%        | 3.42%        | 3.31%        | 3.42%        | 3.31%        | 3.24%        | 3.24%        |
| Statutory COLA  |   |         |          | 6.56%         | 8.22%        | 1.07%        | 2.30%        | 3.02%        | 3.42%        | 3.31%        | 3.42%        | 3.31%        | 3.24%        | 3.24%        |
| Augmentation/(COLA Suspension)  |   |         |          | 6.70%         | 0.00%        | 0.00%        | 0.00%        | 0.00%        | 0.00%        | 0.00%        | 0.00%        | 0.00%        | 0.00%        | 0.00%        |
| Base Grant Proration Factor (deficit)   |   |         |          | 0.00%         | 0.00%        | 0.00%        | 0.00%        | 0.00%        | 0.00%        | 0.00%        | 0.00%        | 0.00%        | 0.00%        | 0.00%        |
| Add-on, ERT & MSA Proration Factor  |   |         |          | 0.00%         | 0.00%        | 0.00%        | 0.00%        | 0.00%        | 0.00%        | 0.00%        | 0.00%        | 0.00%        | 0.00%        | 0.00%        |
| Transitional Kindergarten Add-on <small>(2022-23 forward)</small>   |   |         |          | \$ 2,813      | \$ 3,044     | \$ 3,077     | \$ 3,148     | \$ 3,243     | \$ 3,354     | \$ 3,465     | \$ 3,577     |              |              |              |
| EPA Entitlement as % of statewide adjusted Revenue Limit (P-2)  |   |         |          | 12.747809111% | 21.98880689% | 28.19204594% | 28.19204594% | 28.19204594% | 28.19204594% | 28.19204594% | 28.19204594% | 28.19204594% | 28.19204594% | 28.19204594% |
| EPA Entitlement as % of statewide adjusted Revenue Limit (Annual)   |   |         |          | 12.84814107%  | 22.03836064% | 28.19204594% | 28.19204594% | 28.19204594% | 28.19204594% | 28.19204594% | 28.19204594% | 28.19204594% | 28.19204594% | 28.19204594% |
| Local EPA Accrual   |   |         |          | \$ -          | \$ -         | \$ -         | \$ -         | \$ -         | \$ -         | \$ -         | \$ -         | \$ -         | \$ -         | \$ -         |
| <b>( 2 ) CHARTER SCHOOL DATA ELEMENTS REQUIRED TO CALCULATE THE LCFF</b>  |   |         |          |               |              |              |              |              |              |              |              |              |              |              |
| <b>NEW CHARTER SCHOOLS</b>  |   |         |          |               |              |              |              |              |              |              |              |              |              |              |
| New Charter School Name: <input type="text"/>   |   |         |          |               |              |              |              |              |              |              |              |              |              |              |
| Year that charter starts operation <small>(select from drop down list)</small> : <input type="text"/>   |   |         |          |               |              |              |              |              |              |              |              |              |              |              |
| <b>( a ) TRANSFER OF IN-LIEU PROPERTY TAX</b>   |   |         |          |               |              |              |              |              |              |              |              |              |              |              |
| <b>Note:</b> Charter schools should contact sponsoring district(s) for in-lieu estimate   |   |         |          |               |              |              |              |              |              |              |              |              |              |              |
| I-4   | In-Lieu of Property Tax                                       | 248,110 | 339,742  | 414,552       | 452,884      | 480,057      | 508,860      | 539,392      | 571,755      |              |              |              |              |              |
| <b>( b ) UNDUPLICATED PUPIL PERCENTAGE (UPP)</b>  |   |         |          |               |              |              |              |              |              |              |              |              |              |              |
| A-1, A-2, A-3   | Enrollment  | 340     | 598      | 693           | 960          | 1,095        | 1,196        | 1,268        | 1,344        | 1,425        | 1,510        |              |              |              |
| B-1, B-2, B-3   | Unduplicated Pupil Count                                      | 172     | 286      | 359           | 536          | 610          | 666          | 706          | 749          | 794          | 841          |              |              |              |
|   | Single Year Unduplicated Pupil Percentage                     |         |          | 51.80%        | 55.83%       | 55.70%       | 55.70%       | 55.70%       | 55.70%       | 55.70%       | 55.70%       |              |              |              |
| C-1   | Unduplicated Pupil Percentage (%) - 3 Year Rolling Percentage |         |          | 50.09%        | 52.47%       | 54.76%       | 55.74%       | 55.70%       | 55.70%       | 55.70%       | 55.70%       |              |              |              |
| <b>( c ) CONCENTRATION GRANT FUNDING LIMITATION: District of Physical Location</b>  |   |         |          |               |              |              |              |              |              |              |              |              |              |              |
| Enter the unduplicated pupil percentage (UPP) of the district where the charter school is physically located. If the charter school has a physical location within the boundaries of more than one district, enter the highest district UPP of all locations. |   |         |          |               |              |              |              |              |              |              |              |              |              |              |
| D-3   | Unduplicated Pupil Percentage (%)                             |         | 90.23%   | 90.06%        | 90.12%       | 90.12%       | 90.12%       | 90.12%       | 90.12%       | 90.12%       | 90.12%       |              |              |              |
|   | Unduplicated Pupil Percentage: Supplemental Grant             |         | 50.09%   | 52.47%        | 54.76%       | 55.74%       | 55.70%       | 55.70%       | 55.70%       | 55.70%       | 55.70%       |              |              |              |
|   | Unduplicated Pupil Percentage: Concentration Grant            |         | 50.09%   | 52.47%        | 54.76%       | 55.74%       | 55.70%       | 55.70%       | 55.70%       | 55.70%       | 55.70%       |              |              |              |
| <b>( d ) AVERAGE DAILY ATTENDANCE (ADA)</b>   |   |         |          |               |              |              |              |              |              |              |              |              |              |              |
| ADA used for the Transitional Kindergarten Add-on <b>ONLY</b> :   |   |         |          |               |              |              |              |              |              |              |              |              |              |              |
| G-4   | TK <small>(NEW beginning 2022-23)</small>                     | 19.63   | 20.44    | 36.09         | 39.43        | 41.80        | 44.30        | 46.96        | 49.78        |              |              |              |              |              |
| ADA used for Base, Supplemental and Concentration Grant Calculations:<br>Enter P2 Data - Note: Charter School ADA is always funded on current year  |   |         |          |               |              |              |              |              |              |              |              |              |              |              |
| B-1   | Grades TK-3   | 229.04  | 293.99   | 327.59        | 357.88       | 379.35       | 402.11       | 426.24       | 451.82       |              |              |              |              |              |
| B-2   | Grades 4-6  | 156.03  | 200.49   | 246.24        | 269.01       | 285.15       | 302.26       | 320.40       | 339.62       |              |              |              |              |              |
| B-3   | Grades 7-8  | 113.36  | 182.58   | 224.61        | 245.38       | 260.10       | 275.71       | 292.25       | 309.79       |              |              |              |              |              |
| B-4   | Grades 9-12   | 330.26  | 484.77   | 607.17        | 663.31       | 703.11       | 745.30       | 790.01       | 837.41       |              |              |              |              |              |
|   | SUBTOTAL ADA  | 828.69  | 1,161.83 | 1,405.61      | 1,535.58     | 1,627.71     | 1,725.38     | 1,828.90     | 1,938.63     |              |              |              |              |              |
|   | RATIO: ADA to Enrollment                                      | 1.20    | 1.21     | 1.28          | 1.28         | 1.28         | 1.28         | 1.28         | 1.28         |              |              |              |              |              |
| <b>( e ) OTHER LCFF ADJUSTMENTS</b>   |   |         |          |               |              |              |              |              |              |              |              |              |              |              |
| Miscellaneous Adjustments (line H-2), include adjustments for audit penalties and special legislation. Adjustments can be positive or negative.   |   |         |          |               |              |              |              |              |              |              |              |              |              |              |
| Minimum State Aid Adjustments (line J-5), captures adjustments for audit penalties and special legislation. Adjustments can be positive or negative.  |   |         |          |               |              |              |              |              |              |              |              |              |              |              |
| H-2   | Miscellaneous Adjustments                                     | \$ -    | \$ -     | \$ -          |              |              |              |              |              |              |              |              |              |              |
| J-4   | Minimum State Aid Adjustments                                 | \$ -    | \$ -     | \$ -          |              |              |              |              |              |              |              |              |              |              |
| <b>( 3 ) SCHOOL DISTRICT DATA ELEMENTS REQUIRED TO CALCULATE THE LCFF</b>   |   |         |          |               |              |              |              |              |              |              |              |              |              |              |
| <b>( a ) GENERAL QUESTIONS</b>  |   |         |          |               |              |              |              |              |              |              |              |              |              |              |
| Is your district required to transfer in-lieu taxes to a charter school?  |   |         |          |               |              |              |              |              |              |              |              |              |              |              |
| YES   |   |         |          |               |              |              |              |              |              |              |              |              |              |              |
| Does your district have a necessary small school?   |   |         |          |               |              |              |              |              |              |              |              |              |              |              |
| YES   |   |         |          |               |              |              |              |              |              |              |              |              |              |              |
| <b>( b ) K-3 GRADE SPAN ADJUSTMENT FUNDING DETERMINATION</b>  |   |         |          |               |              |              |              |              |              |              |              |              |              |              |
| Did your district meet the requirements of funding?   |   |         |          |               |              |              |              |              |              |              |              |              |              |              |
| YES YES YES YES YES YES YES YES   |   |         |          |               |              |              |              |              |              |              |              |              |              |              |
| <b>( c ) PROPERTY TAXES</b>   |   |         |          |               |              |              |              |              |              |              |              |              |              |              |
| C-1   | Estimated Property Taxes (excluding RDA)                      | \$ -    | \$ -     | \$ -          |              |              |              |              |              |              |              |              |              |              |
| B-5   | Redevelopment Agency Local Revenue                            | \$ -    | \$ -     | \$ -          |              |              |              |              |              |              |              |              |              |              |
|   | Less In-Lieu Property Tax Transfer                            | \$ -    | \$ -     | \$ -          | \$ -         | \$ -         | \$ -         | \$ -         | \$ -         | \$ -         | \$ -         | \$ -         | \$ -         | \$ -         |



| Elite Academic Academy - Lucerne (136960)   |   |  | 2019-20   | 2020-21   | 2021-22  | 2022-23  | 2023-24  | 2024-25  | 2025-26  | 2026-27  | 2027-28  | 2028-29  | 2029-30       |
|---|---|--|---|---|--|--|--|--|--|--|--|--|---------------|
| Total Local Revenue   |   |  | \$ - \$ - \$ - \$ - \$ - \$ - \$ - \$ -             |   |  |  |  |  |  |  |  |  |               |
| (d) OTHER LCFF ADJUSTMENTS  |   |  |   |   |  |  |  |  |  |  |  |  |               |
| If applicable, enter adjustments for special legislation, instructional time penalties, and class size penalties populated from the Class Size Penalties exhibit. Adjustments can be positive or negative.  |   |  |   |   |  |  |  |  |  |  |  |  |               |
| A-2   | Miscellaneous Adjustments   |  | \$ -  | \$ -  | \$ -   |  |  |  |  |  |  |  |               |
| A-5   | Minimum State Aid Adjustments   |  | \$ -  | \$ -  | \$ -   |  |  |  |  |  |  |  |               |
| (e) UNDUPLICATED PUPIL PERCENTAGE   |   |  |   |   |  |  |  |  |  |  |  |  |               |
| A-1 / A-3   | District Enrollment   |  | -   | -   | -  | -  | -  | -  |  |  |  |  |               |
| A-2 / A-4   | COE Enrollment  |  | -   | -   | -  | -  | -  | -  |  |  |  |  |               |
|   | Total Enrollment  |  | -   | -   | -  | -  | -  | -  | -  | -  | -  | -  | -             |
| B-1 / B-3   | District Unduplicated Pupil Count   |  | -   | -   | -  | -  | -  | -  |  |  |  |  |               |
| B-2 / B-4   | COE Unduplicated Pupil Count  |  | -   | -   | -  | -  | -  | -  |  |  |  |  |               |
|   | Total Unduplicated Pupil Count  |  | -   | -   | -  | -  | -  | -  | -  | -  | -  | -  | -             |
|   | Single Year Unduplicated Pupil Percentage   |  |   |   |  | 0.00%  | 0.00%  | 0.00%  | 0.00%  | 0.00%  | 0.00%  | 0.00%  | 0.00%         |
| C-1   | Unduplicated Pupil Percentage (%) - 3 Year Rolling Percentage   |  |   |   |  | 0.00%  | 0.00%  | 0.00%  | 0.00%  | 0.00%  | 0.00%  | 0.00%  | 0.00%         |
| (f) AVERAGE DAILY ATTENDANCE (ADA)  |   |  |   |   |  |  |  |  |  |  |  |  |               |
| ADA used for the Transitional Kindergarten Add-on ONLY:   |   |  |   |   |  |  |  |  |  |  |  |  |               |
| G-10  | TK (Commencing in 2022-23)  |  |   |   |  | -  | -  | -  |  |  |  |  |               |
| ADA used for Base, Supplemental and Concentration Grant Calculations:<br>Enter ADA by grade span. The calculator will determine the most advantageous funding option for each year's funding calculation.   |   |  |   |   |  |  |  |  |  |  |  |  |               |
| B-1, D-5  | Current Year ADA: (P-2, Necessary Small Schools, Annual for Special Day Class Extended Year)  |  |   |   |  |  |  |  |  |  |  |  |               |
|   | Grades TK-3   |  | -   | -   | -  | -  | -  | -  |  |  |  |  |               |
|   | Grades 4-6  |  | -   | -   | -  | -  | -  | -  |  |  |  |  |               |
|   | Grades 7-8  |  | -   | -   | -  | -  | -  | -  |  |  |  |  |               |
|   | Grades 9-12   |  | -   | -   | -  | -  | -  | -  |  |  |  |  |               |
|   | TOTAL CURRENT YEAR ADA  |  | -   | -   | -  | -  | -  | -  | -  | -  | -  | -  | -             |
| D-9, E-1  | Nonpublic School, NPS-Licensed Children Institutions, Community Day School: (Annual)  |  |   |   |  |  |  |  |  |  |  |  |               |
|   | Grades TK-3   |  | -   | -   | -  | -  | -  | -  |  |  |  |  |               |
|   | Grades 4-6  |  | -   | -   | -  | -  | -  | -  |  |  |  |  |               |
|   | Grades 7-8  |  | -   | -   | -  | -  | -  | -  |  |  |  |  |               |
|   | Grades 9-12   |  | -   | -   | -  | -  | -  | -  |  |  |  |  |               |
|   | TOTAL NPS-CDS (Annual)  |  | -   | -   | -  | -  | -  | -  | -  | -  | -  | -  | -             |
|   | District Basic Aid ADA funded outside of the LCFF (Court Ordered, Voluntary Tr. & Open Enrollment)<br>(For calculating EPA only; this ADA is not included in the LCFF funding calculation). |  |   |   |  |  |  |  |  |  |  |  |               |
|   | DISTRICT TOTAL  |  | -   | -   | -  | -  | -  | -  | -  | -  | -  | -  | -             |
| E-2, E-3  | County Operated Programs, e.g. Community School, Special Ed: (P-2 / Annual)   |  |   |   |  |  |  |  |  |  |  |  |               |
|   | Grades TK-3   |  | -   | -   | -  | -  | -  | -  |  |  |  |  |               |
|   | Grades 4-6  |  | -   | -   | -  | -  | -  | -  |  |  |  |  |               |
|   | Grades 7-8  |  | -   | -   | -  | -  | -  | -  |  |  |  |  |               |
|   | Grades 9-12   |  | -   | -   | -  | -  | -  | -  |  |  |  |  |               |
|   | COUNTY TOTAL  |  | -   | -   | -  | -  | -  | -  | -  | -  | -  | -  | -             |
|   | RATIO: District ADA-to-Enrollment   |  |   |   |  | 0.00%  | 0.00%  | 0.00%  | 0.00%  | 0.00%  | 0.00%  | 0.00%  | 0.00%         |
|   | RATIO: County ADA-to-Enrollment   |  |   |   |  | 0.00%  | 0.00%  | 0.00%  | 0.00%  | 0.00%  | 0.00%  | 0.00%  | 0.00%         |
| (g) PRIOR YEAR GUARANTEE ADJUSTMENT FOR CHARTER SHIFT   |   |  |   |   |  |  |  |  |  |  |  |  |               |
| If applicable, enter prior year ADA for students transferring into or out of district schools and <u>district-sponsored</u> charter schools. Report the prior year ADA for these students in the current year field, using the grade span the students were enrolled in during the prior year(s). NOTE: *Legislative requiring the charter shift adjustment was suspended in fiscal years 2020-21 and 2021-22, no prior year ADA should be entered for these years. |   |  |   |   |  |  |  |  |  |  |  |  |               |
|   | Prior year  | Source: Principal Apportionment Data Collection, P-2 Attendance School District Form   | 2019-20 ADA shift<br>(no data reported in 2020-21)* | 2020-21 ADA shift<br>(no data reported in 2021-22)* | 2021-22 ADA shift<br>reported in 2022-23<br>PADCC ADA report | 2022-23 ADA shift<br>reported in 2023-24<br>PADCC ADA report | 2023-24 ADA shift<br>reported in 2024-25<br>PADCC ADA report | 2024-25 ADA shift<br>reported in 2025-26<br>PADCC ADA report | 2025-26 ADA shift<br>reported in 2026-27<br>PADCC ADA report | 2026-27 ADA shift<br>reported in 2027-28<br>PADCC ADA report | 2027-28 ADA shift<br>reported in 2028-29<br>PADCC ADA report | 2028-29 ADA shift<br>reported in 2029-30<br>PADCC ADA report |               |
| A-19  | Grades TK-3   | Prior year Charter School Shift Increase of ADA for students who attended district sponsored charter schools in the prior year and attended district schools in the current year | -   | -   | -  | -  | -  | -  |  |  |  |  |               |
|   | Grades 4-6  |  | -   | -   | -  | -  | -  | -  |  |  |  |  |               |
|   | Grades 7-8  |  | -   | -   | -  | -  | -  | -  |  |  |  |  |               |
|   | Grades 9-12   |  | -   | -   | -  | -  | -  | -  |  |  |  |  |               |
|   | TOTAL   |  | -   | -   | -  | -  | -  | -  | -  | -  | -  | -  | -             |
| A-20  | Grades TK-3   | Prior year Charter School Shift Decrease of ADA for students who attended district schools in the prior year and attended district sponsored charter schools in the current year | -   | -   | -  | -  | -  | -  |  |  |  |  |               |
|   | Grades 4-6  |  | -   | -   | -  | -  | -  | -  |  |  |  |  |               |
|   | Grades 7-8  |  | -   | -   | -  | -  | -  | -  |  |  |  |  |               |
|   | Grades 9-12   |  | -   | -   | -  | -  | -  | -  |  |  |  |  |               |
|   | Net Increase/(decrease) to prior year ADA   |  | -   | -   | -  | -  | -  | -  | -  | -  | -  | -  | -             |
| (4) NECESSARY SMALL SCHOOLS ADA   |   |  |   |   |  |  |  |  |  |  |  |  |               |
| For each school that is eligible to be funded as a necessary small school in the year NSS funding is anticipated, enter ADA and FTE for the current and three prior years.  |   |  |   |   |  |  |  |  |  |  |  |  |               |
| 1   | NSS #1  | School Code:   |   |   |  |  |  |  |  |  |  |  |               |
| A-2, A-12   | Current Year P2 ADA:  | Grades TK-3  | -   | -   | -  | -  | -  | -  | -  | -  | -  | -  | -             |
| A-3, A-13   |   | Grades 4-6   | -   | -   | -  | -  | -  | -  | -  | -  | -  | -  | -             |
| A-4, A-14   |   | Grades 7-8   | -   | -   | -  | -  | -  | -  | -  | -  | -  | -  | -             |
| B-2, B-6  |   | Grades 9-12  | -   | -   | -  | -  | -  | -  | -  | -  | -  | -  | -             |
|   | TOTAL   |  | -   | -   | -  | -  | -  | -  | -  | -  | -  | -  | -             |
| A-1, A-11, B-1, B-5   | Number of FTE (round up to the full FTE)  |  | -   | -   | -  | -  | -  | -  | -  | -  | -  | -  | -             |
|   | Is this school eligible for NSS funding?  |  |   |   |  | Eligible   | Eligible   | Eligible   | Eligible   | Eligible   | Eligible   | Eligible   | Eligible      |
|   | Type of school  |  |   |   |  | Not NSS  | Not NSS  | Not NSS  | Not NSS  | Not NSS  | Not NSS  | Not NSS  | Not NSS       |
|   | Best funding option calculated is:  |  |   |   |  | LCFF   | LCFF   | LCFF   | LCFF   | LCFF   | LCFF   | LCFF   | LCFF          |
|   | Select funding method:  |  |   |   |  | LCFF   | LCFF   | LCFF   | Select method  | Select method  | Select method  | Select method  | Select method |



| Elite Academic Academy - Lucerne (136960) |                           | 2019-20 | 2020-21 | 2021-22 | 2022-23 | 2023-24 | 2024-25 | 2025-26 | 2026-27 | 2027-28 | 2028-29 | 2029-30 |
|---|---------------------------|---------|---------|---------|---------|---------|---------|---------|---------|---------|---------|---------|
|   | Grades 9-12               |         |         |         |         |         |         |         |         |         |         |         |
|   | Total ADA                 | -       |         |         |         |         |         |         |         |         |         |         |
| 4   | Charter Name              |         |         |         |         |         |         |         |         |         |         |         |
|   | Charter ADA by grade span |         |         |         |         |         |         |         |         |         |         |         |
|   | Grades K-3                |         |         |         |         |         |         |         |         |         |         |         |
|   | Grades 4-6                |         |         |         |         |         |         |         |         |         |         |         |
|   | Grades 7-8                |         |         |         |         |         |         |         |         |         |         |         |
|   | Grades 9-12               |         |         |         |         |         |         |         |         |         |         |         |
|   | Total ADA                 | -       |         |         |         |         |         |         |         |         |         |         |
| 5   | Charter Name              |         |         |         |         |         |         |         |         |         |         |         |
|   | Charter ADA by grade span |         |         |         |         |         |         |         |         |         |         |         |
|   | Grades K-3                |         |         |         |         |         |         |         |         |         |         |         |
|   | Grades 4-6                |         |         |         |         |         |         |         |         |         |         |         |
|   | Grades 7-8                |         |         |         |         |         |         |         |         |         |         |         |
|   | Grades 9-12               |         |         |         |         |         |         |         |         |         |         |         |
|   | Total ADA                 | -       |         |         |         |         |         |         |         |         |         |         |
| 6   | Charter Name              |         |         |         |         |         |         |         |         |         |         |         |
|   | Charter ADA by grade span |         |         |         |         |         |         |         |         |         |         |         |
|   | Grades K-3                |         |         |         |         |         |         |         |         |         |         |         |
|   | Grades 4-6                |         |         |         |         |         |         |         |         |         |         |         |
|   | Grades 7-8                |         |         |         |         |         |         |         |         |         |         |         |
|   | Grades 9-12               |         |         |         |         |         |         |         |         |         |         |         |
|   | Total ADA                 | -       |         |         |         |         |         |         |         |         |         |         |
| 7   | Charter Name              |         |         |         |         |         |         |         |         |         |         |         |
|   | Charter ADA by grade span |         |         |         |         |         |         |         |         |         |         |         |
|   | Grades K-3                |         |         |         |         |         |         |         |         |         |         |         |
|   | Grades 4-6                |         |         |         |         |         |         |         |         |         |         |         |
|   | Grades 7-8                |         |         |         |         |         |         |         |         |         |         |         |
|   | Grades 9-12               |         |         |         |         |         |         |         |         |         |         |         |
|   | Total ADA                 | -       |         |         |         |         |         |         |         |         |         |         |
| 8   | Charter Name              |         |         |         |         |         |         |         |         |         |         |         |
|   | Charter ADA by grade span |         |         |         |         |         |         |         |         |         |         |         |
|   | Grades K-3                |         |         |         |         |         |         |         |         |         |         |         |
|   | Grades 4-6                |         |         |         |         |         |         |         |         |         |         |         |
|   | Grades 7-8                |         |         |         |         |         |         |         |         |         |         |         |
|   | Grades 9-12               |         |         |         |         |         |         |         |         |         |         |         |
|   | Total ADA                 | -       |         |         |         |         |         |         |         |         |         |         |
| 9   | Charter Name              |         |         |         |         |         |         |         |         |         |         |         |
|   | Charter ADA by grade span |         |         |         |         |         |         |         |         |         |         |         |
|   | Grades K-3                |         |         |         |         |         |         |         |         |         |         |         |
|   | Grades 4-6                |         |         |         |         |         |         |         |         |         |         |         |
|   | Grades 7-8                |         |         |         |         |         |         |         |         |         |         |         |
|   | Grades 9-12               |         |         |         |         |         |         |         |         |         |         |         |
|   | Total ADA                 | -       |         |         |         |         |         |         |         |         |         |         |
| 10  | Charter Name              |         |         |         |         |         |         |         |         |         |         |         |
|   | Charter ADA by grade span |         |         |         |         |         |         |         |         |         |         |         |
|   | Grades K-3                |         |         |         |         |         |         |         |         |         |         |         |
|   | Grades 4-6                |         |         |         |         |         |         |         |         |         |         |         |
|   | Grades 7-8                |         |         |         |         |         |         |         |         |         |         |         |
|   | Grades 9-12               |         |         |         |         |         |         |         |         |         |         |         |
|   | Total ADA                 | -       |         |         |         |         |         |         |         |         |         |         |
| 11  | Charter Name              |         |         |         |         |         |         |         |         |         |         |         |
|   | Charter ADA by grade span |         |         |         |         |         |         |         |         |         |         |         |
|   | Grades K-3                |         |         |         |         |         |         |         |         |         |         |         |
|   | Grades 4-6                |         |         |         |         |         |         |         |         |         |         |         |
|   | Grades 7-8                |         |         |         |         |         |         |         |         |         |         |         |
|   | Grades 9-12               |         |         |         |         |         |         |         |         |         |         |         |
|   | Total ADA                 | -       |         |         |         |         |         |         |         |         |         |         |
| 12  | Charter Name              |         |         |         |         |         |         |         |         |         |         |         |
|   | Charter ADA by grade span |         |         |         |         |         |         |         |         |         |         |         |
|   | Grades K-3                |         |         |         |         |         |         |         |         |         |         |         |
|   | Grades 4-6                |         |         |         |         |         |         |         |         |         |         |         |
|   | Grades 7-8                |         |         |         |         |         |         |         |         |         |         |         |
|   | Grades 9-12               |         |         |         |         |         |         |         |         |         |         |         |
|   | Total ADA                 | -       |         |         |         |         |         |         |         |         |         |         |
| 13  | Charter Name              |         |         |         |         |         |         |         |         |         |         |         |
|   | Charter ADA by grade span |         |         |         |         |         |         |         |         |         |         |         |
|   | Grades K-3                |         |         |         |         |         |         |         |         |         |         |         |
|   | Grades 4-6                |         |         |         |         |         |         |         |         |         |         |         |
|   | Grades 7-8                |         |         |         |         |         |         |         |         |         |         |         |
|   | Total ADA                 | -       |         |         |         |         |         |         |         |         |         |         |

| Elite Academic Academy - Lucerne (136960) |                           | 2019-20 | 2020-21 | 2021-22 | 2022-23 | 2023-24 | 2024-25 | 2025-26 | 2026-27 | 2027-28 | 2028-29 | 2029-30 |
|---|---------------------------|---------|---------|---------|---------|---------|---------|---------|---------|---------|---------|---------|
|   | Grades 9-12               |         |         |         |         |         |         |         |         |         |         |         |
|   | Total ADA                 | -       |         |         |         |         |         |         |         |         |         |         |
| 14  | Charter Name              |         |         |         |         |         |         |         |         |         |         |         |
|   | Charter ADA by grade span |         |         |         |         |         |         |         |         |         |         |         |
|   | Grades K-3                |         |         |         |         |         |         |         |         |         |         |         |
|   | Grades 4-6                |         |         |         |         |         |         |         |         |         |         |         |
|   | Grades 7-8                |         |         |         |         |         |         |         |         |         |         |         |
|   | Grades 9-12               |         |         |         |         |         |         |         |         |         |         |         |
|   | Total ADA                 | -       |         |         |         |         |         |         |         |         |         |         |
| 15  | Charter Name              |         |         |         |         |         |         |         |         |         |         |         |
|   | Charter ADA by grade span |         |         |         |         |         |         |         |         |         |         |         |
|   | Grades K-3                |         |         |         |         |         |         |         |         |         |         |         |
|   | Grades 4-6                |         |         |         |         |         |         |         |         |         |         |         |
|   | Grades 7-8                |         |         |         |         |         |         |         |         |         |         |         |
|   | Grades 9-12               |         |         |         |         |         |         |         |         |         |         |         |
|   | Total ADA                 | -       |         |         |         |         |         |         |         |         |         |         |
| 16  | Charter Name              |         |         |         |         |         |         |         |         |         |         |         |
|   | Charter ADA by grade span |         |         |         |         |         |         |         |         |         |         |         |
|   | Grades K-3                |         |         |         |         |         |         |         |         |         |         |         |
|   | Grades 4-6                |         |         |         |         |         |         |         |         |         |         |         |
|   | Grades 7-8                |         |         |         |         |         |         |         |         |         |         |         |
|   | Grades 9-12               |         |         |         |         |         |         |         |         |         |         |         |
|   | Total ADA                 | -       |         |         |         |         |         |         |         |         |         |         |
| 17  | Charter Name              |         |         |         |         |         |         |         |         |         |         |         |
|   | Charter ADA by grade span |         |         |         |         |         |         |         |         |         |         |         |
|   | Grades K-3                |         |         |         |         |         |         |         |         |         |         |         |
|   | Grades 4-6                |         |         |         |         |         |         |         |         |         |         |         |
|   | Grades 7-8                |         |         |         |         |         |         |         |         |         |         |         |
|   | Grades 9-12               |         |         |         |         |         |         |         |         |         |         |         |
|   | Total ADA                 | -       |         |         |         |         |         |         |         |         |         |         |
| 18  | Charter Name              |         |         |         |         |         |         |         |         |         |         |         |
|   | Charter ADA by grade span |         |         |         |         |         |         |         |         |         |         |         |
|   | Grades K-3                |         |         |         |         |         |         |         |         |         |         |         |
|   | Grades 4-6                |         |         |         |         |         |         |         |         |         |         |         |
|   | Grades 7-8                |         |         |         |         |         |         |         |         |         |         |         |
|   | Grades 9-12               |         |         |         |         |         |         |         |         |         |         |         |
|   | Total ADA                 | -       |         |         |         |         |         |         |         |         |         |         |
| 19  | Charter Name              |         |         |         |         |         |         |         |         |         |         |         |
|   | Charter ADA by grade span |         |         |         |         |         |         |         |         |         |         |         |
|   | Grades K-3                |         |         |         |         |         |         |         |         |         |         |         |
|   | Grades 4-6                |         |         |         |         |         |         |         |         |         |         |         |
|   | Grades 7-8                |         |         |         |         |         |         |         |         |         |         |         |
|   | Grades 9-12               |         |         |         |         |         |         |         |         |         |         |         |
|   | Total ADA                 | -       |         |         |         |         |         |         |         |         |         |         |
| 20  | Charter Name              |         |         |         |         |         |         |         |         |         |         |         |
|   | Charter ADA by grade span |         |         |         |         |         |         |         |         |         |         |         |
|   | Grades K-3                |         |         |         |         |         |         |         |         |         |         |         |
|   | Grades 4-6                |         |         |         |         |         |         |         |         |         |         |         |
|   | Grades 7-8                |         |         |         |         |         |         |         |         |         |         |         |
|   | Grades 9-12               |         |         |         |         |         |         |         |         |         |         |         |
|   | Total ADA                 | -       |         |         |         |         |         |         |         |         |         |         |
| 21  | Charter Name              |         |         |         |         |         |         |         |         |         |         |         |
|   | Charter ADA by grade span |         |         |         |         |         |         |         |         |         |         |         |
|   | Grades K-3                |         |         |         |         |         |         |         |         |         |         |         |
|   | Grades 4-6                |         |         |         |         |         |         |         |         |         |         |         |
|   | Grades 7-8                |         |         |         |         |         |         |         |         |         |         |         |
|   | Grades 9-12               |         |         |         |         |         |         |         |         |         |         |         |
|   | Total ADA                 | -       |         |         |         |         |         |         |         |         |         |         |
| 22  | Charter Name              |         |         |         |         |         |         |         |         |         |         |         |
|   | Charter ADA by grade span |         |         |         |         |         |         |         |         |         |         |         |
|   | Grades K-3                |         |         |         |         |         |         |         |         |         |         |         |
|   | Grades 4-6                |         |         |         |         |         |         |         |         |         |         |         |
|   | Grades 7-8                |         |         |         |         |         |         |         |         |         |         |         |
|   | Grades 9-12               |         |         |         |         |         |         |         |         |         |         |         |
|   | Total ADA                 | -       |         |         |         |         |         |         |         |         |         |         |
| 23  | Charter Name              |         |         |         |         |         |         |         |         |         |         |         |
|   | Charter ADA by grade span |         |         |         |         |         |         |         |         |         |         |         |
|   | Grades K-3                |         |         |         |         |         |         |         |         |         |         |         |
|   | Grades 4-6                |         |         |         |         |         |         |         |         |         |         |         |
|   | Grades 7-8                |         |         |         |         |         |         |         |         |         |         |         |

| Elite Academic Academy - Lucerne (136960) |                           | 2019-20 | 2020-21 | 2021-22 | 2022-23 | 2023-24 | 2024-25 | 2025-26 | 2026-27 | 2027-28 | 2028-29 | 2029-30 |
|---|---------------------------|---------|---------|---------|---------|---------|---------|---------|---------|---------|---------|---------|
|   | Grades 9-12               |         |         |         |         |         |         |         |         |         |         |         |
|   | Total ADA                 | -       |         |         |         |         |         |         |         |         |         |         |
| 24  | Charter Name              |         |         |         |         |         |         |         |         |         |         |         |
|   | Charter ADA by grade span |         |         |         |         |         |         |         |         |         |         |         |
|   | Grades K-3                |         |         |         |         |         |         |         |         |         |         |         |
|   | Grades 4-6                |         |         |         |         |         |         |         |         |         |         |         |
|   | Grades 7-8                |         |         |         |         |         |         |         |         |         |         |         |
|   | Grades 9-12               |         |         |         |         |         |         |         |         |         |         |         |
|   | Total ADA                 | -       |         |         |         |         |         |         |         |         |         |         |
| 25  | Charter Name              |         |         |         |         |         |         |         |         |         |         |         |
|   | Charter ADA by grade span |         |         |         |         |         |         |         |         |         |         |         |
|   | Grades K-3                |         |         |         |         |         |         |         |         |         |         |         |
|   | Grades 4-6                |         |         |         |         |         |         |         |         |         |         |         |
|   | Grades 7-8                |         |         |         |         |         |         |         |         |         |         |         |
|   | Grades 9-12               |         |         |         |         |         |         |         |         |         |         |         |
|   | Total ADA                 | -       |         |         |         |         |         |         |         |         |         |         |
| 26  | Charter Name              |         |         |         |         |         |         |         |         |         |         |         |
|   | Charter ADA by grade span |         |         |         |         |         |         |         |         |         |         |         |
|   | Grades K-3                |         |         |         |         |         |         |         |         |         |         |         |
|   | Grades 4-6                |         |         |         |         |         |         |         |         |         |         |         |
|   | Grades 7-8                |         |         |         |         |         |         |         |         |         |         |         |
|   | Grades 9-12               |         |         |         |         |         |         |         |         |         |         |         |
|   | Total ADA                 | -       |         |         |         |         |         |         |         |         |         |         |
| 27  | Charter Name              |         |         |         |         |         |         |         |         |         |         |         |
|   | Charter ADA by grade span |         |         |         |         |         |         |         |         |         |         |         |
|   | Grades K-3                |         |         |         |         |         |         |         |         |         |         |         |
|   | Grades 4-6                |         |         |         |         |         |         |         |         |         |         |         |
|   | Grades 7-8                |         |         |         |         |         |         |         |         |         |         |         |
|   | Grades 9-12               |         |         |         |         |         |         |         |         |         |         |         |
|   | Total ADA                 | -       |         |         |         |         |         |         |         |         |         |         |
| 28  | Charter Name              |         |         |         |         |         |         |         |         |         |         |         |
|   | Charter ADA by grade span |         |         |         |         |         |         |         |         |         |         |         |
|   | Grades K-3                |         |         |         |         |         |         |         |         |         |         |         |
|   | Grades 4-6                |         |         |         |         |         |         |         |         |         |         |         |
|   | Grades 7-8                |         |         |         |         |         |         |         |         |         |         |         |
|   | Grades 9-12               |         |         |         |         |         |         |         |         |         |         |         |
|   | Total ADA                 | -       |         |         |         |         |         |         |         |         |         |         |
| 29  | Charter Name              |         |         |         |         |         |         |         |         |         |         |         |
|   | Charter ADA by grade span |         |         |         |         |         |         |         |         |         |         |         |
|   | Grades K-3                |         |         |         |         |         |         |         |         |         |         |         |
|   | Grades 4-6                |         |         |         |         |         |         |         |         |         |         |         |
|   | Grades 7-8                |         |         |         |         |         |         |         |         |         |         |         |
|   | Grades 9-12               |         |         |         |         |         |         |         |         |         |         |         |
|   | Total ADA                 | -       |         |         |         |         |         |         |         |         |         |         |
| 30  | Charter Name              |         |         |         |         |         |         |         |         |         |         |         |
|   | Charter ADA by grade span |         |         |         |         |         |         |         |         |         |         |         |
|   | Grades K-3                |         |         |         |         |         |         |         |         |         |         |         |
|   | Grades 4-6                |         |         |         |         |         |         |         |         |         |         |         |
|   | Grades 7-8                |         |         |         |         |         |         |         |         |         |         |         |
|   | Grades 9-12               |         |         |         |         |         |         |         |         |         |         |         |
|   | Total ADA                 | -       |         |         |         |         |         |         |         |         |         |         |
| 31  | Charter Name              |         |         |         |         |         |         |         |         |         |         |         |
|   | Charter ADA by grade span |         |         |         |         |         |         |         |         |         |         |         |
|   | Grades K-3                |         |         |         |         |         |         |         |         |         |         |         |
|   | Grades 4-6                |         |         |         |         |         |         |         |         |         |         |         |
|   | Grades 7-8                |         |         |         |         |         |         |         |         |         |         |         |
|   | Grades 9-12               |         |         |         |         |         |         |         |         |         |         |         |
|   | Total ADA                 | -       |         |         |         |         |         |         |         |         |         |         |
| 32  | Charter Name              |         |         |         |         |         |         |         |         |         |         |         |
|   | Charter ADA by grade span |         |         |         |         |         |         |         |         |         |         |         |
|   | Grades K-3                |         |         |         |         |         |         |         |         |         |         |         |
|   | Grades 4-6                |         |         |         |         |         |         |         |         |         |         |         |
|   | Grades 7-8                |         |         |         |         |         |         |         |         |         |         |         |
|   | Grades 9-12               |         |         |         |         |         |         |         |         |         |         |         |
|   | Total ADA                 | -       |         |         |         |         |         |         |         |         |         |         |
| 33  | Charter Name              |         |         |         |         |         |         |         |         |         |         |         |
|   | Charter ADA by grade span |         |         |         |         |         |         |         |         |         |         |         |
|   | Grades K-3                |         |         |         |         |         |         |         |         |         |         |         |
|   | Grades 4-6                |         |         |         |         |         |         |         |         |         |         |         |
|   | Grades 7-8                |         |         |         |         |         |         |         |         |         |         |         |

| Elite Academic Academy - Lucerne (136960) |                           | 2019-20 | 2020-21 | 2021-22 | 2022-23 | 2023-24 | 2024-25 | 2025-26 | 2026-27 | 2027-28 | 2028-29 | 2029-30 |
|---|---------------------------|---------|---------|---------|---------|---------|---------|---------|---------|---------|---------|---------|
|   | Grades 9-12               |         |         |         |         |         |         |         |         |         |         |         |
|   | Total ADA                 | -       |         |         |         |         |         |         |         |         |         |         |
| 34  | Charter Name              |         |         |         |         |         |         |         |         |         |         |         |
|   | Charter ADA by grade span |         |         |         |         |         |         |         |         |         |         |         |
|   | Grades K-3                |         |         |         |         |         |         |         |         |         |         |         |
|   | Grades 4-6                |         |         |         |         |         |         |         |         |         |         |         |
|   | Grades 7-8                |         |         |         |         |         |         |         |         |         |         |         |
|   | Grades 9-12               |         |         |         |         |         |         |         |         |         |         |         |
|   | Total ADA                 | -       |         |         |         |         |         |         |         |         |         |         |
| 35  | Charter Name              |         |         |         |         |         |         |         |         |         |         |         |
|   | Charter ADA by grade span |         |         |         |         |         |         |         |         |         |         |         |
|   | Grades K-3                |         |         |         |         |         |         |         |         |         |         |         |
|   | Grades 4-6                |         |         |         |         |         |         |         |         |         |         |         |
|   | Grades 7-8                |         |         |         |         |         |         |         |         |         |         |         |
|   | Grades 9-12               |         |         |         |         |         |         |         |         |         |         |         |
|   | Total ADA                 | -       |         |         |         |         |         |         |         |         |         |         |
| 36  | Charter Name              |         |         |         |         |         |         |         |         |         |         |         |
|   | Charter ADA by grade span |         |         |         |         |         |         |         |         |         |         |         |
|   | Grades K-3                |         |         |         |         |         |         |         |         |         |         |         |
|   | Grades 4-6                |         |         |         |         |         |         |         |         |         |         |         |
|   | Grades 7-8                |         |         |         |         |         |         |         |         |         |         |         |
|   | Grades 9-12               |         |         |         |         |         |         |         |         |         |         |         |
|   | Total ADA                 | -       |         |         |         |         |         |         |         |         |         |         |
| 37  | Charter Name              |         |         |         |         |         |         |         |         |         |         |         |
|   | Charter ADA by grade span |         |         |         |         |         |         |         |         |         |         |         |
|   | Grades K-3                |         |         |         |         |         |         |         |         |         |         |         |
|   | Grades 4-6                |         |         |         |         |         |         |         |         |         |         |         |
|   | Grades 7-8                |         |         |         |         |         |         |         |         |         |         |         |
|   | Grades 9-12               |         |         |         |         |         |         |         |         |         |         |         |
|   | Total ADA                 | -       |         |         |         |         |         |         |         |         |         |         |
| 38  | Charter Name              |         |         |         |         |         |         |         |         |         |         |         |
|   | Charter ADA by grade span |         |         |         |         |         |         |         |         |         |         |         |
|   | Grades K-3                |         |         |         |         |         |         |         |         |         |         |         |
|   | Grades 4-6                |         |         |         |         |         |         |         |         |         |         |         |
|   | Grades 7-8                |         |         |         |         |         |         |         |         |         |         |         |
|   | Grades 9-12               |         |         |         |         |         |         |         |         |         |         |         |
|   | Total ADA                 | -       |         |         |         |         |         |         |         |         |         |         |
| 39  | Charter Name              |         |         |         |         |         |         |         |         |         |         |         |
|   | Charter ADA by grade span |         |         |         |         |         |         |         |         |         |         |         |
|   | Grades K-3                |         |         |         |         |         |         |         |         |         |         |         |
|   | Grades 4-6                |         |         |         |         |         |         |         |         |         |         |         |
|   | Grades 7-8                |         |         |         |         |         |         |         |         |         |         |         |
|   | Grades 9-12               |         |         |         |         |         |         |         |         |         |         |         |
|   | Total ADA                 | -       |         |         |         |         |         |         |         |         |         |         |
| 40  | Charter Name              |         |         |         |         |         |         |         |         |         |         |         |
|   | Charter ADA by grade span |         |         |         |         |         |         |         |         |         |         |         |
|   | Grades K-3                |         |         |         |         |         |         |         |         |         |         |         |
|   | Grades 4-6                |         |         |         |         |         |         |         |         |         |         |         |
|   | Grades 7-8                |         |         |         |         |         |         |         |         |         |         |         |
|   | Grades 9-12               |         |         |         |         |         |         |         |         |         |         |         |
|   | Total ADA                 | -       |         |         |         |         |         |         |         |         |         |         |
| 41  | Charter Name              |         |         |         |         |         |         |         |         |         |         |         |
|   | Charter ADA by grade span |         |         |         |         |         |         |         |         |         |         |         |
|   | Grades K-3                |         |         |         |         |         |         |         |         |         |         |         |
|   | Grades 4-6                |         |         |         |         |         |         |         |         |         |         |         |
|   | Grades 7-8                |         |         |         |         |         |         |         |         |         |         |         |
|   | Grades 9-12               |         |         |         |         |         |         |         |         |         |         |         |
|   | Total ADA                 | -       |         |         |         |         |         |         |         |         |         |         |
| 42  | Charter Name              |         |         |         |         |         |         |         |         |         |         |         |
|   | Charter ADA by grade span |         |         |         |         |         |         |         |         |         |         |         |
|   | Grades K-3                |         |         |         |         |         |         |         |         |         |         |         |
|   | Grades 4-6                |         |         |         |         |         |         |         |         |         |         |         |
|   | Grades 7-8                |         |         |         |         |         |         |         |         |         |         |         |
|   | Grades 9-12               |         |         |         |         |         |         |         |         |         |         |         |
|   | Total ADA                 | -       |         |         |         |         |         |         |         |         |         |         |
| 43  | Charter Name              |         |         |         |         |         |         |         |         |         |         |         |
|   | Charter ADA by grade span |         |         |         |         |         |         |         |         |         |         |         |
|   | Grades K-3                |         |         |         |         |         |         |         |         |         |         |         |
|   | Grades 4-6                |         |         |         |         |         |         |         |         |         |         |         |
|   | Grades 7-8                |         |         |         |         |         |         |         |         |         |         |         |

| Elite Academic Academy - Lucerne (136960) |                           | 2019-20 | 2020-21 | 2021-22 | 2022-23 | 2023-24 | 2024-25 | 2025-26 | 2026-27 | 2027-28 | 2028-29 | 2029-30 |
|---|---------------------------|---------|---------|---------|---------|---------|---------|---------|---------|---------|---------|---------|
|   | Grades 9-12               |         |         |         |         |         |         |         |         |         |         |         |
|   | Total ADA                 |         |         |         | -       | -       | -       | -       | -       | -       | -       | -       |
| 44  | Charter Name              |         |         |         |         |         |         |         |         |         |         |         |
|   | Charter ADA by grade span |         |         |         |         |         |         |         |         |         |         |         |
|   | Grades K-3                |         |         |         |         |         |         |         |         |         |         |         |
|   | Grades 4-6                |         |         |         |         |         |         |         |         |         |         |         |
|   | Grades 7-8                |         |         |         |         |         |         |         |         |         |         |         |
|   | Grades 9-12               |         |         |         |         |         |         |         |         |         |         |         |
|   | Total ADA                 |         |         |         | -       | -       | -       | -       | -       | -       | -       | -       |
| 45  | Charter Name              |         |         |         |         |         |         |         |         |         |         |         |
|   | Charter ADA by grade span |         |         |         |         |         |         |         |         |         |         |         |
|   | Grades K-3                |         |         |         |         |         |         |         |         |         |         |         |
|   | Grades 4-6                |         |         |         |         |         |         |         |         |         |         |         |
|   | Grades 7-8                |         |         |         |         |         |         |         |         |         |         |         |
|   | Grades 9-12               |         |         |         |         |         |         |         |         |         |         |         |
|   | Total ADA                 |         |         |         | -       | -       | -       | -       | -       | -       | -       | -       |
| 46  | Charter Name              |         |         |         |         |         |         |         |         |         |         |         |
|   | Charter ADA by grade span |         |         |         |         |         |         |         |         |         |         |         |
|   | Grades K-3                |         |         |         |         |         |         |         |         |         |         |         |
|   | Grades 4-6                |         |         |         |         |         |         |         |         |         |         |         |
|   | Grades 7-8                |         |         |         |         |         |         |         |         |         |         |         |
|   | Grades 9-12               |         |         |         |         |         |         |         |         |         |         |         |
|   | Total ADA                 |         |         |         | -       | -       | -       | -       | -       | -       | -       | -       |
| 47  | Charter Name              |         |         |         |         |         |         |         |         |         |         |         |
|   | Charter ADA by grade span |         |         |         |         |         |         |         |         |         |         |         |
|   | Grades K-3                |         |         |         |         |         |         |         |         |         |         |         |
|   | Grades 4-6                |         |         |         |         |         |         |         |         |         |         |         |
|   | Grades 7-8                |         |         |         |         |         |         |         |         |         |         |         |
|   | Grades 9-12               |         |         |         |         |         |         |         |         |         |         |         |
|   | Total ADA                 |         |         |         | -       | -       | -       | -       | -       | -       | -       | -       |
| 48  | Charter Name              |         |         |         |         |         |         |         |         |         |         |         |
|   | Charter ADA by grade span |         |         |         |         |         |         |         |         |         |         |         |
|   | Grades K-3                |         |         |         |         |         |         |         |         |         |         |         |
|   | Grades 4-6                |         |         |         |         |         |         |         |         |         |         |         |
|   | Grades 7-8                |         |         |         |         |         |         |         |         |         |         |         |
|   | Grades 9-12               |         |         |         |         |         |         |         |         |         |         |         |
|   | Total ADA                 |         |         |         | -       | -       | -       | -       | -       | -       | -       | -       |
| 49  | Charter Name              |         |         |         |         |         |         |         |         |         |         |         |
|   | Charter ADA by grade span |         |         |         |         |         |         |         |         |         |         |         |
|   | Grades K-3                |         |         |         |         |         |         |         |         |         |         |         |
|   | Grades 4-6                |         |         |         |         |         |         |         |         |         |         |         |
|   | Grades 7-8                |         |         |         |         |         |         |         |         |         |         |         |
|   | Grades 9-12               |         |         |         |         |         |         |         |         |         |         |         |
|   | Total ADA                 |         |         |         | -       | -       | -       | -       | -       | -       | -       | -       |
| 50  | Charter Name              |         |         |         |         |         |         |         |         |         |         |         |
|   | Charter ADA by grade span |         |         |         |         |         |         |         |         |         |         |         |
|   | Grades K-3                |         |         |         |         |         |         |         |         |         |         |         |
|   | Grades 4-6                |         |         |         |         |         |         |         |         |         |         |         |
|   | Grades 7-8                |         |         |         |         |         |         |         |         |         |         |         |
|   | Grades 9-12               |         |         |         |         |         |         |         |         |         |         |         |
|   | Total ADA                 |         |         |         | -       | -       | -       | -       | -       | -       | -       | -       |

| Elite Academic Academy - Lucerne (136960) - FY 25.26 Adopted Budget   |             |             |             |             |             |             |             |             |
|---|-------------|-------------|-------------|-------------|-------------|-------------|-------------|-------------|
| 5/23/2025   |             |             |             |             |             |             |             |             |
| DETAILED ADA CALCULATION  | 2022-23     | 2023-24     | 2024-25     | 2025-26     | 2026-27     | 2027-28     | 2028-29     | 2029-30     |
| Third Prior Year ADA for the Hold Harmless (adjusted for current year charter shift)  | 2019-20 ADA | 2020-21 ADA | 2021-22 ADA | 2022-23 ADA | 2023-24 ADA | 2024-25 ADA | 2025-26 ADA | 2026-27 ADA |
| Grades TK-3   | -           | -           | -           | -           | -           | -           | -           | -           |
| Grades 4-6  | -           | -           | -           | -           | -           | -           | -           | -           |
| Grades 7-8  | -           | -           | -           | -           | -           | -           | -           | -           |
| Grades 9-12   | -           | -           | -           | -           | -           | -           | -           | -           |
| LCFF Subtotal   | -           | -           | -           | -           | -           | -           | -           | -           |
| NSS   | -           | -           | -           | -           | -           | -           | -           | -           |
| Combined Subtotal   | -           | -           | -           | -           | -           | -           | -           | -           |
| Second Prior Year ADA for the Hold Harmless (adjusted for current year charter shift)   | 2020-21 ADA | 2021-22 ADA | 2022-23 ADA | 2023-24 ADA | 2024-25 ADA | 2025-26 ADA | 2026-27 ADA | 2027-28 ADA |
| Grades TK-3   | -           | -           | -           | -           | -           | -           | -           | -           |
| Grades 4-6  | -           | -           | -           | -           | -           | -           | -           | -           |
| Grades 7-8  | -           | -           | -           | -           | -           | -           | -           | -           |
| Grades 9-12   | -           | -           | -           | -           | -           | -           | -           | -           |
| LCFF Subtotal   | -           | -           | -           | -           | -           | -           | -           | -           |
| NSS   | -           | -           | -           | -           | -           | -           | -           | -           |
| Combined Subtotal   | -           | -           | -           | -           | -           | -           | -           | -           |
| Prior Year ADA for the Hold Harmless (adjusted for current year charter shift)  | 2021-22 ADA | 2022-23 ADA | 2023-24 ADA | 2024-25 ADA | 2025-26 ADA | 2026-27 ADA | 2027-28 ADA | 2028-29 ADA |
| Grades TK-3   | -           | -           | -           | -           | -           | -           | -           | -           |
| Grades 4-6  | -           | -           | -           | -           | -           | -           | -           | -           |
| Grades 7-8  | -           | -           | -           | -           | -           | -           | -           | -           |
| Grades 9-12   | -           | -           | -           | -           | -           | -           | -           | -           |
| LCFF Subtotal   | -           | -           | -           | -           | -           | -           | -           | -           |
| NSS   | -           | -           | -           | -           | -           | -           | -           | -           |
| Combined Subtotal   | -           | -           | -           | -           | -           | -           | -           | -           |
| Net Adjustment to Prior Year ADA for Charter Shift  |             |             |             |             |             |             |             |             |
| Second Prior Year Net increase/(decrease) to prior year ADA due to Charter School Shift   |             | -           | -           | -           | -           | -           | -           | -           |
| Prior Year Net increase/(decrease) to prior year ADA due to Charter School Shift  | -           | -           | -           | -           | -           | -           | -           | -           |
| Second prior year charter school shift percentage   |             |             |             |             |             |             |             |             |
| Prior year charter school shift percentage  |             | 0%          | 0%          | 0%          | 0%          | 0%          | 0%          | 0%          |
| Prior 3-Year Average ADA (if charter shift percentage > -50%, adjusted for +/- current year charter shift) - Effective beginning in 2022-23 |             |             |             |             |             |             |             |             |
| Grades TK-3   | -           | -           | -           | -           | -           | -           | -           | -           |
| Grades 4-6  | -           | -           | -           | -           | -           | -           | -           | -           |
| Grades 7-8  | -           | -           | -           | -           | -           | -           | -           | -           |
| Grades 9-12   | -           | -           | -           | -           | -           | -           | -           | -           |
| LCFF Subtotal   | -           | -           | -           | -           | -           | -           | -           | -           |
| NSS   | -           | -           | -           | -           | -           | -           | -           | -           |
| Combined Subtotal   | -           | -           | -           | -           | -           | -           | -           | -           |
| Current Year Charter Shift ADA for the Hold Harmless and 3-prior year average   | -           | -           | -           | -           | -           | -           | -           | -           |
| Current Year ADA  |             |             |             |             |             |             |             |             |
| Grades TK-3   | 229.04      | 293.99      | 327.59      | 357.88      | 379.35      | 402.11      | 426.24      | 451.82      |
| Grades 4-6  | 156.03      | 200.49      | 246.24      | 269.01      | 285.15      | 302.26      | 320.40      | 339.62      |
| Grades 7-8  | 113.36      | 182.58      | 224.61      | 245.38      | 260.10      | 275.71      | 292.25      | 309.79      |
| Grades 9-12   | 330.26      | 484.77      | 607.17      | 663.31      | 703.11      | 745.30      | 790.01      | 837.41      |
| LCFF Subtotal   | 828.69      | 1,161.83    | 1,405.61    | 1,535.58    | 1,627.71    | 1,725.38    | 1,828.90    | 1,938.63    |
| NSS   | -           | -           | -           | -           | -           | -           | -           | -           |
| Combined Subtotal   | 828.69      | 1,161.83    | 1,405.61    | 1,535.58    | 1,627.71    | 1,725.38    | 1,828.90    | 1,938.63    |
| Change in LCFF ADA (excludes NSS ADA)   | 828.69      | 1,161.83    | 1,405.61    | 1,535.58    | 1,627.71    | 1,725.38    | 1,828.90    | 1,938.63    |
|   | Increase    | Increase    | Increase    | Increase    | Increase    | Increase    | Increase    | Increase    |
| Funded LCFF ADA (greater of current year, prior year or 3-prior year average)   |             |             |             |             |             |             |             |             |
| Grades TK-3   | 229.04      | 293.99      | 327.59      | 357.88      | 379.35      | 402.11      | 426.24      | 451.82      |
| Grades 4-6  | 156.03      | 200.49      | 246.24      | 269.01      | 285.15      | 302.26      | 320.40      | 339.62      |
| Grades 7-8  | 113.36      | 182.58      | 224.61      | 245.38      | 260.10      | 275.71      | 292.25      | 309.79      |
| Grades 9-12   | 330.26      | 484.77      | 607.17      | 663.31      | 703.11      | 745.30      | 790.01      | 837.41      |



| Elite Academic Academy - Lucerne (136960) - FY 25.26 Adopted Budget |                     |                     |                     |                     |                     |                     |                     |                     |
|---|---------------------|---------------------|---------------------|---------------------|---------------------|---------------------|---------------------|---------------------|
| 5/23/2025   |                     |                     |                     |                     |                     |                     |                     |                     |
| DETAILED ADA CALCULATION  | 2022-23             | 2023-24             | 2024-25             | 2025-26             | 2026-27             | 2027-28             | 2028-29             | 2029-30             |
| <b>Subtotal</b>   | 828.69              | 1,161.83            | 1,405.61            | 1,535.58            | 1,627.71            | 1,725.38            | 1,828.90            | 1,938.63            |
|   | <i>Current Year</i> | <i>Current Year</i> | <i>Current Year</i> | <i>Current Year</i> | <i>Current Year</i> | <i>Current Year</i> | <i>Current Year</i> | <i>Current Year</i> |
| <b>Funded NSS ADA</b>   |                     |                     |                     |                     |                     |                     |                     |                     |
| Grades TK-3   | -                   | -                   | -                   | -                   | -                   | -                   | -                   | -                   |
| Grades 4-6  | -                   | -                   | -                   | -                   | -                   | -                   | -                   | -                   |
| Grades 7-8  | -                   | -                   | -                   | -                   | -                   | -                   | -                   | -                   |
| Grades 9-12   | -                   | -                   | -                   | -                   | -                   | -                   | -                   | -                   |
| <b>Subtotal</b>   | -                   | -                   | -                   | -                   | -                   | -                   | -                   | -                   |
| <b>NPS, CDS, &amp; COE Operated</b>                                 |                     |                     |                     |                     |                     |                     |                     |                     |
| Grades TK-3   | -                   | -                   | -                   | -                   | -                   | -                   | -                   | -                   |
| Grades 4-6  | -                   | -                   | -                   | -                   | -                   | -                   | -                   | -                   |
| Grades 7-8  | -                   | -                   | -                   | -                   | -                   | -                   | -                   | -                   |
| Grades 9-12   | -                   | -                   | -                   | -                   | -                   | -                   | -                   | -                   |
| <b>Subtotal</b>   | -                   | -                   | -                   | -                   | -                   | -                   | -                   | -                   |
| <b>ACTUAL ADA (Current Year Only)</b>                               |                     |                     |                     |                     |                     |                     |                     |                     |
| Grades TK-3   | 229.04              | 293.99              | 327.59              | 357.88              | 379.35              | 402.11              | 426.24              | 451.82              |
| Grades 4-6  | 156.03              | 200.49              | 246.24              | 269.01              | 285.15              | 302.26              | 320.40              | 339.62              |
| Grades 7-8  | 113.36              | 182.58              | 224.61              | 245.38              | 260.10              | 275.71              | 292.25              | 309.79              |
| Grades 9-12   | 330.26              | 484.77              | 607.17              | 663.31              | 703.11              | 745.30              | 790.01              | 837.41              |
| <b>Total Actual ADA</b>   | 828.69              | 1,161.83            | 1,405.61            | 1,535.58            | 1,627.71            | 1,725.38            | 1,828.90            | 1,938.63            |
| <b>TOTAL FUNDED ADA, LCFF &amp; NSS</b>                             |                     |                     |                     |                     |                     |                     |                     |                     |
| Grades TK-3   | 229.04              | 293.99              | 327.59              | 357.88              | 379.35              | 402.11              | 426.24              | 451.82              |
| Grades 4-6  | 156.03              | 200.49              | 246.24              | 269.01              | 285.15              | 302.26              | 320.40              | 339.62              |
| Grades 7-8  | 113.36              | 182.58              | 224.61              | 245.38              | 260.10              | 275.71              | 292.25              | 309.79              |
| Grades 9-12   | 330.26              | 484.77              | 607.17              | 663.31              | 703.11              | 745.30              | 790.01              | 837.41              |
| <b>Total Funded ADA</b>   | <b>828.69</b>       | <b>1,161.83</b>     | <b>1,405.61</b>     | <b>1,535.58</b>     | <b>1,627.71</b>     | <b>1,725.38</b>     | <b>1,828.90</b>     | <b>1,938.63</b>     |
| <i>Funded Difference (Funded ADA less Actual ADA)</i>               | -                   | -                   | -                   | -                   | -                   | -                   | -                   | -                   |
| <b>FUNDED ADA for the Transitional Kindergarten Add-on</b>          |                     |                     |                     |                     |                     |                     |                     |                     |
| Current Year TK ADA   | 19.63               | 20.44               | 36.09               | 39.43               | 41.80               | 44.30               | 46.96               | 49.78               |

**FCMAT**  
FIDELITY CRISIS & MANAGEMENT  
ASSISTANCE TEAM

| Elite Academic Academy - Lucerne (136960) - FY 25.26 Adopted Budg                           |                        |                                      |                        |                          |                        | 5/23/25      |              |              |              |              |
|---|------------------------|--------------------------------------|------------------------|--------------------------|------------------------|--------------|--------------|--------------|--------------|--------------|
| EDUCATION PROTECTION ACCOUNT  |                        |                                      |                        |                          |                        |              |              |              |              |              |
|   | Calculated*<br>2022-23 | CDE P-2<br>Certification*<br>2023-24 | Calculated*<br>2023-24 | Estimated P-2<br>2024-25 | Calculated*<br>2024-25 | 2025-26      | 2026-27      | 2027-28      | 2028-29      | 2029-30      |
| EDUCATION PROTECTION ACCOUNT (EPA) MINIMUM ENTITLEMENT                                      |                        |                                      |                        |                          |                        |              |              |              |              |              |
| A-1 Total ADA for EPA Minimum   | 828.69                 | 1,161.83                             | 1,161.83               | 1,405.61                 | 1,405.61               | 1,535.58     | 1,627.71     | 1,725.38     | 1,828.90     | 1,938.63     |
| A-2 Minimum Funding per ADA   | \$ 200                 | \$ 200                               | \$ 200                 | \$ 200                   | \$ 200                 | \$ 200       | \$ 200       | \$ 200       | \$ 200       | \$ 200       |
| A-3 EPA Minimum Funding (A-1 * A-2)   | \$ 165,738             | \$ 232,366                           | \$ 232,366             | \$ 281,122               | \$ 281,122             | \$ 307,116   | \$ 325,543   | \$ 345,076   | \$ 365,780   | \$ 387,727   |
| EPA PROPORTIONATE SHARE CAP   |                        |                                      |                        |                          |                        |              |              |              |              |              |
| B3,B7 2012-13 Deficited Base RL/Charter Rate (adjusted for COLA eff. 21/22)                 | \$ -                   |                                      | \$ -                   | \$ -                     | \$ -                   | \$ -         | \$ -         | \$ -         | \$ -         | \$ -         |
| B4, B8 Current Year Funded ADA, excluding NSS   | 828.69                 |                                      | 1,161.83               | 1,405.61                 | 1,405.61               | 1,535.58     | 1,627.71     | 1,725.38     | 1,828.90     | 1,938.63     |
| B-11 2012-13 Deficited Other Revenue Limit per ADA (adjusted for COLA eff. 21/22)           | -                      |                                      | -                      | -                        | -                      | -            | -            | -            | -            | -            |
| B-12 Current Year Funded ADA, including NSS   | 828.69                 |                                      | 1,161.83               | 1,405.61                 | 1,405.61               | 1,535.58     | 1,627.71     | 1,725.38     | 1,828.90     | 1,938.63     |
| B9+B13 Adjusted Total Revenue Limit   | \$ -                   |                                      | \$ -                   | \$ -                     | \$ -                   | \$ -         | \$ -         | \$ -         | \$ -         | \$ -         |
| B10,B14 Current Year Adjusted NSS Allowance   | \$ -                   |                                      | \$ -                   | \$ -                     | \$ -                   | \$ -         | \$ -         | \$ -         | \$ -         | \$ -         |
| B-16 Adjusted Revenue Limit/Adjusted General Purpose Funding for EPA                        | \$ -                   | \$ -                                 | \$ -                   | \$ -                     | \$ -                   | \$ -         | \$ -         | \$ -         | \$ -         | \$ -         |
| B-17 Local Revenue/In-Lieu of Property Taxes  | \$ 248,110             | \$ 325,998                           | \$ 339,742             | \$ 414,552               | \$ 414,552             | \$ 452,884   | \$ 480,057   | \$ 508,860   | \$ 539,392   | \$ 571,755   |
| B-18 EPA Proportionate Share Cap (B-16 - B-17; If less than 0, B-18 = 0)                    | \$ -                   | \$ -                                 | \$ -                   | \$ -                     | \$ -                   | \$ -         | \$ -         | \$ -         | \$ -         | \$ -         |
| EPA PROPORTIONATE SHARE   |                        |                                      |                        |                          |                        |              |              |              |              |              |
| C-1 Adjusted Revenue Limit/Adjusted General Purpose Funding for EPA                         | \$-                    | \$-                                  | \$-                    | \$-                      | \$-                    | \$-          | \$-          | \$-          | \$-          | \$-          |
| C-2 Statewide EPA Proportionate Share Ratio (as of P-2 certification)                       |                        | 21.98880689%                         |                        | 28.19204594%             |                        | 28.19204594% | 28.19204594% | 28.19204594% | 28.19204594% | 28.19204594% |
| C-3 EPA Proportionate Share (C-1 * C-2)   | \$ -                   | \$ -                                 | \$ -                   | \$ -                     | \$ -                   | \$ -         | \$ -         | \$ -         | \$ -         | \$ -         |
| EPA ENTITLEMENT   |                        |                                      |                        |                          |                        |              |              |              |              |              |
| D-1 EPA Entitlement (If C-3 < B-18, then C-3; else B-18); (If C-3 and B-18 < A-3, then A-3) | \$ 165,738             | \$ 232,366                           | \$ 232,366             | \$ 281,122               | \$ 281,122             | \$ 307,116   | \$ 325,543   | \$ 345,076   | \$ 365,780   | \$ 387,727   |
| D-2 Miscellaneous Adjustments**   | \$-                    | \$-                                  | \$-                    | \$-                      | \$-                    | \$-          | \$-          | \$-          | \$-          | \$-          |
| D-3 Adjusted EPA Entitlement (D-1 + D-2)  | 165,738                | 232,366                              | 232,366                | 281,122                  | 281,122                | 307,116      | 325,543      | 345,076      | 365,780      | 387,727      |
| D-4 Prior Year Annual Adjustment  | -                      | \$-                                  | -                      | \$-                      | -                      | -            | -            | -            | -            | -            |
| D-5 P2 Entitlement Net of PY Adjustment   | 165,738                | \$ 232,366                           | 232,366                | \$ 281,122               | 281,122                | 307,116      | 325,543      | 345,076      | 365,780      | 387,727      |
| C-2 Statewide EPA Proportionate Share Ratio (as of Annual certification)                    | 12.84814107%           | 22.03836064%                         | 22.03836064%           | 28.19204594%             | 28.19204594%           | 28.19204594% | 28.19204594% | 28.19204594% | 28.19204594% | 28.19204594% |
| Adjusted EPA Allocation (used to calculate LCFF Revenue)                                    |                        | \$ 232,366                           |                        | \$ 281,122               |                        | 307,116      | 325,543      | 345,076      | 365,780      | 387,727      |

\*CDE P-2 Certification and Calculated columns can be compared to determine accruals cents. Enter accrual information on Data Entry tab.  
\*\*A miscellaneous adjustment increases EPA State Aid (object 8012) funding in lieu of iso an LEA when it is overpaid. EPA State Aid offsets LCFF State Aid (object 8011). It is calculated a single time at P2.

| Elite Academic Academy - Lucerne (136960) - FY 25.26 Adopted Budget              |                     |                      |                      |                      |                      |                      |                      |                      |
|--|---------------------|----------------------|----------------------|----------------------|----------------------|----------------------|----------------------|----------------------|
| 5/23/2025  |                     |                      |                      |                      |                      |                      |                      |                      |
|  | 2022-23             | 2023-24              | 2024-25              | 2025-26              | 2026-27              | 2027-28              | 2028-29              | 2029-30              |
| <b>General Assumptions</b>   |                     |                      |                      |                      |                      |                      |                      |                      |
| COLA & Augmentation  | 13.26%              | 8.22%                | 1.07%                | 2.30%                | 3.02%                | 3.42%                | 3.31%                | 3.24%                |
| Base Grant Proration Factor  | 0.00%               | 0.00%                | 0.00%                | 0.00%                | 0.00%                | 0.00%                | 0.00%                | 0.00%                |
| Add-on, ERT & MSA Proration Factor   | 0.00%               | 0.00%                | 0.00%                | 0.00%                | 0.00%                | 0.00%                | 0.00%                | 0.00%                |
| <b>Student Assumptions:</b>  |                     |                      |                      |                      |                      |                      |                      |                      |
| Enrollment Count   | 693                 | 960                  | 1,095                | 1,196                | 1,268                | 1,344                | 1,425                | 1,510                |
| Unduplicated Pupil Count (UPC)   | 359                 | 536                  | 610                  | 666                  | 706                  | 749                  | 794                  | 841                  |
| Unduplicated Pupil Percentage (UPP)  | 50.09%              | 52.47%               | 54.76%               | 55.74%               | 55.70%               | 55.70%               | 55.70%               | 55.70%               |
| Current Year LCFF Average Daily Attendance (ADA)                                 | 828.69              | 1,161.83             | 1,405.61             | 1,535.58             | 1,627.71             | 1,725.38             | 1,828.90             | 1,938.63             |
| Funded LCFF ADA  | 828.69              | 1,161.83             | 1,405.61             | 1,535.58             | 1,627.71             | 1,725.38             | 1,828.90             | 1,938.63             |
| LCFF ADA Funding Method  | Current Year        | Current Year         | Current Year         | Current Year         | Current Year         | Current Year         | Current Year         | Current Year         |
| Current Year Necessary Small School (NSS) ADA                                    | -                   | -                    | -                    | -                    | -                    | -                    | -                    | -                    |
| Funded NSS ADA   | -                   | -                    | -                    | -                    | -                    | -                    | -                    | -                    |
| <b>LCFF Entitlement Summary</b>  |                     |                      |                      |                      |                      |                      |                      |                      |
| Base Grant   | \$8,303,620         | \$12,652,140         | \$15,517,010         | \$17,341,608         | \$18,937,181         | \$20,760,161         | \$22,734,152         | \$24,878,878         |
| Grade Span Adjustment  | 313,720             | 454,645              | 533,542              | 596,107              | 651,043              | 713,184              | 781,652              | 854,930              |
| Adjusted Base Grant  | \$8,617,340         | \$13,106,785         | \$16,050,552         | \$17,937,715         | \$19,588,224         | \$21,473,345         | \$23,515,804         | \$25,733,808         |
| Supplemental Grant   | 863,285             | 1,375,426            | 1,757,856            | 1,999,697            | 2,182,129            | 2,392,130            | 2,619,660            | 2,866,747            |
| Concentration Grant  | -                   | -                    | -                    | 86,279               | 89,126               | 97,704               | 106,998              | 117,087              |
| <b>Total Base, Supplemental and Concentration Grant</b>                          | <b>\$9,480,625</b>  | <b>\$14,482,211</b>  | <b>\$17,808,408</b>  | <b>\$20,023,691</b>  | <b>\$21,859,479</b>  | <b>\$23,963,179</b>  | <b>\$26,242,462</b>  | <b>\$28,717,642</b>  |
| Allowance: Necessary Small School  | -                   | -                    | -                    | -                    | -                    | -                    | -                    | -                    |
| Add-on: Targeted Instructional Improvement Block Grant                           | -                   | -                    | -                    | -                    | -                    | -                    | -                    | -                    |
| Add-on: Home-to-School Transportation  | -                   | -                    | -                    | -                    | -                    | -                    | -                    | -                    |
| Add-on: Small School District Bus Replacement Program                            | -                   | -                    | -                    | -                    | -                    | -                    | -                    | -                    |
| Add-on: Economic Recovery Target   | -                   | -                    | -                    | -                    | -                    | -                    | -                    | -                    |
| Add-on: Transitional Kindergarten  | 55,219              | 62,219               | 111,049              | 124,126              | 135,544              | 148,594              | 162,723              | 178,061              |
| <b>Total Allowance and Add-On Amounts</b>  | <b>\$55,219</b>     | <b>\$62,219</b>      | <b>\$111,049</b>     | <b>\$124,126</b>     | <b>\$135,544</b>     | <b>\$148,594</b>     | <b>\$162,723</b>     | <b>\$178,061</b>     |
| <b>Total LCFF Entitlement Before Adjustments (excludes Additional State Aid)</b> | <b>\$9,535,844</b>  | <b>\$14,544,430</b>  | <b>\$17,919,457</b>  | <b>\$20,147,817</b>  | <b>\$21,995,023</b>  | <b>\$24,111,773</b>  | <b>\$26,405,185</b>  | <b>\$28,895,703</b>  |
| Miscellaneous Adjustments  | -                   | -                    | -                    | -                    | -                    | -                    | -                    | -                    |
| <b>Total LCFF Entitlement (excludes Additional State Aid)</b>                    | <b>\$ 9,535,844</b> | <b>\$ 14,544,430</b> | <b>\$ 17,919,457</b> | <b>\$ 20,147,817</b> | <b>\$ 21,995,023</b> | <b>\$ 24,111,773</b> | <b>\$ 26,405,185</b> | <b>\$ 28,895,703</b> |
| LCFF Entitlement Per ADA (excludes Categorical MSA)                              | \$ 11,507           | \$ 12,519            | \$ 12,749            | \$ 13,121            | \$ 13,513            | \$ 13,975            | \$ 14,438            | \$ 14,905            |
| Additional State Aid   | -                   | -                    | -                    | -                    | -                    | -                    | -                    | -                    |
| <b>Total LCFF Entitlement with Additional State Aid</b>                          | <b>9,535,844</b>    | <b>14,544,430</b>    | <b>17,919,457</b>    | <b>20,147,817</b>    | <b>21,995,023</b>    | <b>24,111,773</b>    | <b>26,405,185</b>    | <b>28,895,703</b>    |
| <b>LCFF Sources Summary</b>  |                     |                      |                      |                      |                      |                      |                      |                      |
| <b>Funding Source Summary</b>  |                     |                      |                      |                      |                      |                      |                      |                      |
| Local Revenue and In-Lieu of Property Taxes (net for school districts)           | \$ 248,110          | \$ 339,742           | \$ 414,552           | \$ 452,884           | \$ 480,057           | \$ 508,860           | \$ 539,392           | \$ 571,755           |
| Education Protection Account Entitlement (includes \$200/minimum per ADA)        | \$ 165,738          | \$ 232,366           | \$ 281,122           | \$ 307,116           | \$ 325,543           | \$ 345,076           | \$ 365,780           | \$ 387,727           |
| Net State Aid (excludes Additional State Aid)                                    | \$ 9,121,996        | \$ 13,972,322        | \$ 17,223,783        | \$ 19,387,817        | \$ 21,189,423        | \$ 23,257,837        | \$ 25,500,013        | \$ 27,936,221        |
| Additional State Aid   | \$ -                | \$ -                 | \$ -                 | \$ -                 | \$ -                 | \$ -                 | \$ -                 | \$ -                 |
| <b>Total Funding Sources</b>   | <b>\$ 9,535,844</b> | <b>\$ 14,544,430</b> | <b>\$ 17,919,457</b> | <b>\$ 20,147,817</b> | <b>\$ 21,995,023</b> | <b>\$ 24,111,773</b> | <b>\$ 26,405,185</b> | <b>\$ 28,895,703</b> |
| <b>Funding Source by Resource-Object</b>   |                     |                      |                      |                      |                      |                      |                      |                      |
| State Aid (Resource Code 0000, Object Code 8011)                                 | \$ 9,121,996        | \$ 13,972,322        | \$ 17,223,783        | \$ 19,387,817        | \$ 21,189,423        | \$ 23,257,837        | \$ 25,500,013        | \$ 27,936,221        |
| EPA, Current Year (Resource 1400, Object Code 8012)                              | \$ 165,738          | \$ 232,366           | \$ 281,122           | \$ 307,116           | \$ 325,543           | \$ 345,076           | \$ 365,780           | \$ 387,727           |
| (P-2 plus Current Year Accrual)  | -                   | -                    | -                    | -                    | -                    | -                    | -                    | -                    |
| EPA, Prior Year Adjustment (Resource 1400, Object Code 8019)                     | \$ -                | \$ -                 | \$ -                 | \$ -                 | \$ -                 | \$ -                 | \$ -                 | \$ -                 |
| (P-A less Prior Year Accrual)  | -                   | -                    | -                    | -                    | -                    | -                    | -                    | -                    |
| Property Taxes (Object 8021 to 8089)   | \$ -                | \$ -                 | \$ -                 | \$ -                 | \$ -                 | \$ -                 | \$ -                 | \$ -                 |
| % Change   | -                   | 0.0000%              | 0.0000%              | 0.0000%              | 0.0000%              | 0.0000%              | 0.0000%              | 0.0000%              |
| In-Lieu of Property Taxes (Object Code 8096)                                     | 248,110             | 339,742              | 414,552              | 452,884              | 480,057              | 508,860              | 539,392              | 571,755              |
| <b>Entitlement and Source Reconciliation</b>                                     |                     |                      |                      |                      |                      |                      |                      |                      |
| Basic Aid/Excess Tax District Status   | \$ -                | \$ -                 | \$ -                 | \$ -                 | \$ -                 | \$ -                 | \$ -                 | \$ -                 |
| Total LCFF Entitlement   | \$ 9,535,844        | \$ 14,544,430        | \$ 17,919,457        | \$ 20,147,817        | \$ 21,995,023        | \$ 24,111,773        | \$ 26,405,185        | \$ 28,895,703        |
| Additional State Aid   | \$ -                | \$ -                 | \$ -                 | \$ -                 | \$ -                 | \$ -                 | \$ -                 | \$ -                 |
| Additional EPA Minimum Entitlement (excess to LCFF Entitlement)                  | \$ -                | \$ -                 | \$ -                 | \$ -                 | \$ -                 | \$ -                 | \$ -                 | \$ -                 |
| Excess Taxes before Minimum State Aid  | \$ -                | \$ -                 | \$ -                 | \$ -                 | \$ -                 | \$ -                 | \$ -                 | \$ -                 |
| <b>Total Funding Sources</b>   | <b>\$ 9,535,844</b> | <b>\$ 14,544,430</b> | <b>\$ 17,919,457</b> | <b>\$ 20,147,817</b> | <b>\$ 21,995,023</b> | <b>\$ 24,111,773</b> | <b>\$ 26,405,185</b> | <b>\$ 28,895,703</b> |
| <b>LCAP Percentage to Increase or Improve Services Calculation</b>               |                     |                      |                      |                      |                      |                      |                      |                      |
| Base Grant (Excludes add-ons for TIIG & Transportation)                          | \$ 8,672,559        | \$ 13,169,004        | \$ 16,161,601        | \$ 18,061,841        | \$ 19,723,768        | \$ 21,621,939        | \$ 23,678,527        | \$ 25,911,869        |
| Supplemental and Concentration Grant funding in the LCAP year                    | \$ 863,285          | \$ 1,375,426         | \$ 1,757,856         | \$ 2,085,976         | \$ 2,271,255         | \$ 2,489,834         | \$ 2,726,658         | \$ 2,983,834         |
| Projected Additional 15% Concentration Grant funding in the LCAP year            | \$ -                | \$ -                 | \$ -                 | \$ 19,910            | \$ 20,567            | \$ 22,548            | \$ 24,692            | \$ 27,019            |
| Percentage to Increase or Improve Services                                       | 9.95%               | 10.44%               | 10.88%               | 11.55%               | 11.52%               | 11.52%               | 11.52%               | 11.52%               |
| <b>Necessary Small School Allowance by School</b>                                |                     |                      |                      |                      |                      |                      |                      |                      |
| District Current Year Necessary Small School (NSS) ADA                           | -                   | -                    | -                    | -                    | -                    | -                    | -                    | -                    |
| District Funded NSS ADA  | -                   | -                    | -                    | -                    | -                    | -                    | -                    | -                    |
| District NSS Allowance   | \$ -                | \$ -                 | \$ -                 | \$ -                 | \$ -                 | \$ -                 | \$ -                 | \$ -                 |
| NSS #1   | -                   | -                    | -                    | -                    | -                    | -                    | -                    | -                    |
| NSS Funding Basis (Greater of CY, PY, or 3PY Average)                            | Current Yr          | Current Yr           | Current Yr           | Current Yr           | Current Yr           | Current Yr           | Current Yr           | Current Yr           |

| Elite Academic Academy - Lucerne (136960) - FY 25.26 Adopted Budget |              |              |              |              |              |              |              |              |            | 5/23/2025  |
|---|--------------|--------------|--------------|--------------|--------------|--------------|--------------|--------------|------------|------------|
|   | 2022-23      | 2023-24      | 2024-25      | 2025-26      | 2026-27      | 2027-28      | 2028-29      | 2029-30      |            |            |
| CY ADA (Actual)   | -            | -            | -            | -            | -            | -            | -            | -            | -          | -          |
| Funded ADA for NSS  | -            | -            | -            | -            | -            | -            | -            | -            | -          | -          |
| Funded NSS Allowance  | \$ -         | \$ -         | \$ -         | \$ -         | \$ -         | \$ -         | \$ -         | \$ -         | \$ -       | \$ -       |
| NSS #2  |              |              |              |              |              |              |              |              |            |            |
| NSS Funding Basis (Greater of CY, PY, or 3PY Average)               | Current Yr   | Current Yr   | Current Yr   | Current Yr   | Current Yr   | Current Yr   | Current Yr   | Current Yr   | Current Yr | Current Yr |
| CY ADA (Actual)   | -            | -            | -            | -            | -            | -            | -            | -            | -          | -          |
| Funded ADA for NSS  | -            | -            | -            | -            | -            | -            | -            | -            | -          | -          |
| Funded NSS Allowance  | \$ -         | \$ -         | \$ -         | \$ -         | \$ -         | \$ -         | \$ -         | \$ -         | \$ -       | \$ -       |
| NSS #3  |              |              |              |              |              |              |              |              |            |            |
| NSS Funding Basis (Greater of CY, PY, or 3PY Average)               | Current Yr   | Current Yr   | Current Yr   | Current Yr   | Current Yr   | Current Yr   | Current Yr   | Current Yr   | Current Yr | Current Yr |
| CY ADA (Actual)   | -            | -            | -            | -            | -            | -            | -            | -            | -          | -          |
| Funded ADA for NSS  | -            | -            | -            | -            | -            | -            | -            | -            | -          | -          |
| Funded NSS Allowance  | \$ -         | \$ -         | \$ -         | \$ -         | \$ -         | \$ -         | \$ -         | \$ -         | \$ -       | \$ -       |
| NSS #4  |              |              |              |              |              |              |              |              |            |            |
| NSS Funding Basis (Greater of CY, PY, or 3PY Average)               | Current Yr   | Current Yr   | Current Yr   | Current Yr   | Current Yr   | Current Yr   | Current Yr   | Current Yr   | Current Yr | Current Yr |
| CY ADA (Actual)   | -            | -            | -            | -            | -            | -            | -            | -            | -          | -          |
| Funded ADA for NSS  | -            | -            | -            | -            | -            | -            | -            | -            | -          | -          |
| Funded NSS Allowance  | \$ -         | \$ -         | \$ -         | \$ -         | \$ -         | \$ -         | \$ -         | \$ -         | \$ -       | \$ -       |
| NSS #5  |              |              |              |              |              |              |              |              |            |            |
| NSS Funding Basis (Greater of CY, PY, or 3PY Average)               | Current Yr   | Current Yr   | Current Yr   | Current Yr   | Current Yr   | Current Yr   | Current Yr   | Current Yr   | Current Yr | Current Yr |
| CY ADA (Actual)   | -            | -            | -            | -            | -            | -            | -            | -            | -          | -          |
| Funded ADA for NSS  | -            | -            | -            | -            | -            | -            | -            | -            | -          | -          |
| Funded NSS Allowance  | \$ -         | \$ -         | \$ -         | \$ -         | \$ -         | \$ -         | \$ -         | \$ -         | \$ -       | \$ -       |
| <b>PER-ADA FUNDING LEVELS</b>                                       |              |              |              |              |              |              |              |              |            |            |
| <b>Base, Supplemental and Concentration Rate per ADA</b>            |              |              |              |              |              |              |              |              |            |            |
| Grades TK-3   | \$ 11,132.72 | \$ 12,100.20 | \$ 12,280.17 | \$ 12,639.75 | \$ 13,017.56 | \$ 13,461.70 | \$ 13,908.08 | \$ 14,358.93 |            |            |
| Grades 4-6  | \$ 10,236.07 | \$ 11,125.64 | \$ 11,291.59 | \$ 11,621.70 | \$ 11,968.56 | \$ 12,378.12 | \$ 12,787.67 | \$ 13,201.69 |            |            |
| Grades 7-8  | \$ 10,539.72 | \$ 11,454.91 | \$ 11,625.55 | \$ 11,965.51 | \$ 12,323.44 | \$ 12,745.26 | \$ 13,167.09 | \$ 13,593.39 |            |            |
| Grades 9-12   | \$ 12,532.15 | \$ 13,620.60 | \$ 13,824.62 | \$ 14,228.23 | \$ 14,653.54 | \$ 15,154.60 | \$ 15,656.78 | \$ 16,163.42 |            |            |
| <b>Base Grants</b>  |              |              |              |              |              |              |              |              |            |            |
| Grades TK-3   | \$ 9,166     | \$ 9,919     | \$ 10,025    | \$ 10,256    | \$ 10,566    | \$ 10,927    | \$ 11,289    | \$ 11,655    |            |            |
| Grades 4-6  | \$ 9,304     | \$ 10,069    | \$ 10,177    | \$ 10,411    | \$ 10,725    | \$ 11,092    | \$ 11,459    | \$ 11,830    |            |            |
| Grades 7-8  | \$ 9,580     | \$ 10,367    | \$ 10,478    | \$ 10,719    | \$ 11,043    | \$ 11,421    | \$ 11,799    | \$ 12,181    |            |            |
| Grades 9-12   | \$ 11,102    | \$ 12,015    | \$ 12,144    | \$ 12,423    | \$ 12,798    | \$ 13,236    | \$ 13,674    | \$ 14,117    |            |            |
| <b>Grade Span Adjustment</b>  |              |              |              |              |              |              |              |              |            |            |
| Grades TK-3   | \$ 953       | \$ 1,032     | \$ 1,043     | \$ 1,067     | \$ 1,099     | \$ 1,136     | \$ 1,174     | \$ 1,212     |            |            |
| Grades 9-12   | \$ 289       | \$ 312       | \$ 316       | \$ 323       | \$ 333       | \$ 344       | \$ 356       | \$ 367       |            |            |
| <b>Prorated Base, Supplemental and Concentration Rate per ADA</b>   |              |              |              |              |              |              |              |              |            |            |
| Grades TK-3   | \$ 10,119    | \$ 10,951    | \$ 11,068    | \$ 11,323    | \$ 11,665    | \$ 12,063    | \$ 12,463    | \$ 12,867    |            |            |
| Grades 4-6  | \$ 9,304     | \$ 10,069    | \$ 10,177    | \$ 10,411    | \$ 10,725    | \$ 11,092    | \$ 11,459    | \$ 11,830    |            |            |
| Grades 7-8  | \$ 9,580     | \$ 10,367    | \$ 10,478    | \$ 10,719    | \$ 11,043    | \$ 11,421    | \$ 11,799    | \$ 12,181    |            |            |
| Grades 9-12   | \$ 11,391    | \$ 12,327    | \$ 12,460    | \$ 12,746    | \$ 13,131    | \$ 13,580    | \$ 14,030    | \$ 14,484    |            |            |
| <b>Prorated Base Grants</b>   |              |              |              |              |              |              |              |              |            |            |
| Grades TK-3   | \$ 9,166     | \$ 9,919     | \$ 10,025    | \$ 10,256    | \$ 10,566    | \$ 10,927    | \$ 11,289    | \$ 11,655    |            |            |
| Grades 4-6  | \$ 9,304     | \$ 10,069    | \$ 10,177    | \$ 10,411    | \$ 10,725    | \$ 11,092    | \$ 11,459    | \$ 11,830    |            |            |
| Grades 7-8  | \$ 9,580     | \$ 10,367    | \$ 10,478    | \$ 10,719    | \$ 11,043    | \$ 11,421    | \$ 11,799    | \$ 12,181    |            |            |
| Grades 9-12   | \$ 11,102    | \$ 12,015    | \$ 12,144    | \$ 12,423    | \$ 12,798    | \$ 13,236    | \$ 13,674    | \$ 14,117    |            |            |
| <b>Prorated Grade Span Adjustment</b>                               |              |              |              |              |              |              |              |              |            |            |
| Grades TK-3   | \$ 953       | \$ 1,032     | \$ 1,043     | \$ 1,067     | \$ 1,099     | \$ 1,136     | \$ 1,174     | \$ 1,212     |            |            |
| Grades 9-12   | \$ 289       | \$ 312       | \$ 316       | \$ 323       | \$ 333       | \$ 344       | \$ 356       | \$ 367       |            |            |
| <b>Supplemental Grant</b>   |              |              |              |              |              |              |              |              |            |            |
| Maximum - 1.00 ADA, 100% UPP  | 20%          | 20%          | 20%          | 20%          | 20%          | 20%          | 20%          | 20%          |            |            |
| Grades TK-3   | \$ 2,024     | \$ 2,190     | \$ 2,214     | \$ 2,265     | \$ 2,333     | \$ 2,413     | \$ 2,493     | \$ 2,573     |            |            |
| Grades 4-6  | \$ 1,861     | \$ 2,014     | \$ 2,035     | \$ 2,082     | \$ 2,145     | \$ 2,218     | \$ 2,292     | \$ 2,366     |            |            |
| Grades 7-8  | \$ 1,916     | \$ 2,073     | \$ 2,096     | \$ 2,144     | \$ 2,209     | \$ 2,284     | \$ 2,360     | \$ 2,436     |            |            |
| Grades 9-12   | \$ 2,278     | \$ 2,465     | \$ 2,492     | \$ 2,549     | \$ 2,626     | \$ 2,716     | \$ 2,806     | \$ 2,897     |            |            |
| <b>Actual - 1.00 ADA, Local UPP as follows:</b>                     |              |              |              |              |              |              |              |              |            |            |
| Grades TK-3   | \$ 50.09%    | \$ 52.47%    | \$ 54.76%    | \$ 55.74%    | \$ 55.70%    | \$ 55.70%    | \$ 55.70%    | \$ 55.70%    |            |            |
| Grades 4-6  | \$ 1,014     | \$ 1,149     | \$ 1,212     | \$ 1,262     | \$ 1,299     | \$ 1,344     | \$ 1,388     | \$ 1,433     |            |            |
| Grades 7-8  | \$ 932       | \$ 1,057     | \$ 1,115     | \$ 1,161     | \$ 1,195     | \$ 1,236     | \$ 1,277     | \$ 1,318     |            |            |
| Grades 9-12   | \$ 960       | \$ 1,088     | \$ 1,148     | \$ 1,195     | \$ 1,230     | \$ 1,272     | \$ 1,314     | \$ 1,357     |            |            |
| Grades 9-12   | \$ 1,141     | \$ 1,294     | \$ 1,365     | \$ 1,421     | \$ 1,463     | \$ 1,513     | \$ 1,563     | \$ 1,614     |            |            |
| <b>Concentration Grant (&gt;55% population)</b>                     |              |              |              |              |              |              |              |              |            |            |
| Maximum - 1.00 ADA, 100% UPP  | 65%          | 65%          | 65%          | 65%          | 65%          | 65%          | 65%          | 65%          |            |            |
| Grades TK-3   | \$ 6,577     | \$ 7,118     | \$ 7,194     | \$ 7,360     | \$ 7,582     | \$ 7,841     | \$ 8,101     | \$ 8,364     |            |            |
| Grades 4-6  | \$ 6,048     | \$ 6,545     | \$ 6,615     | \$ 6,767     | \$ 6,971     | \$ 7,210     | \$ 7,448     | \$ 7,690     |            |            |
| Grades 7-8  | \$ 6,227     | \$ 6,739     | \$ 6,811     | \$ 6,967     | \$ 7,178     | \$ 7,424     | \$ 7,669     | \$ 7,918     |            |            |
| Grades 9-12   | \$ 7,404     | \$ 8,013     | \$ 8,099     | \$ 8,285     | \$ 8,535     | \$ 8,827     | \$ 9,120     | \$ 9,415     |            |            |
| <b>Actual - 1.00 ADA, Local UPP &gt;55% as follows:</b>             |              |              |              |              |              |              |              |              |            |            |
| Grades TK-3   | \$ 0.0000%   | \$ 0.0000%   | \$ 0.0000%   | \$ 0.7400%   | \$ 0.7000%   | \$ 0.7000%   | \$ 0.7000%   | \$ 0.7000%   |            |            |
| Grades 4-6  | \$ -         | \$ -         | \$ -         | \$ 54        | \$ 53        | \$ 55        | \$ 57        | \$ 59        |            |            |
| Grades 7-8  | \$ -         | \$ -         | \$ -         | \$ 50        | \$ 49        | \$ 50        | \$ 52        | \$ 54        |            |            |
| Grades 9-12   | \$ -         | \$ -         | \$ -         | \$ 52        | \$ 50        | \$ 52        | \$ 54        | \$ 55        |            |            |
| Grades 9-12   | \$ -         | \$ -         | \$ -         | \$ 61        | \$ 60        | \$ 62        | \$ 64        | \$ 66        |            |            |

**Elite Academic Academy – Lucerne**  
**RESOLUTION**  
**Regarding the Appointment of Secretary and Authorized Signers**  
**Dated: June 12, 2025**

The undersigned, on behalf of Elite Academic Academy – Lucerne, a California nonprofit public benefit corporation (the “Company”), hereby certifies that the resolutions set forth below were adopted by the Board of Directors (the “Board”) of the Company, in accordance with Section 5211(a) of the California Nonprofit Corporation Law and Article VI of the Bylaws, at a duly noticed meeting held on June 12, 2025, Pacific Time. A quorum of the Board was present at the meeting.

---

**WHEREAS**, Ms. Ashlea Kirkland Haynes has been appointed by the Board of Directors to serve as Chief Executive Officer of Elite Academic Academy – Lucerne, effective **July 1, 2025**; and

**WHEREAS**, in accordance with Board Bylaw VIII, Section 9, the CEO is to be appointed by the Board to serve as Secretary to the Board;

**NOW, THEREFORE, BE IT FOUND, DETERMINED AND RESOLVED BY THE BOARD OF DIRECTORS OF ELITE ACADEMIC ACADEMY – Lucerne AS FOLLOWS:**

1. **Ashlea Kirkland Haynes is hereby appointed to serve as Secretary to the Board of Directors, effective July 1, 2025**, with all accompanying duties and responsibilities in accordance with Board Bylaw VIII, Section 9.
2. As Secretary, **Ashlea Kirkland Haynes shall be responsible for overseeing and managing all Elite Academic Academy – Lucerne bank accounts** and financial instruments.
3. In anticipation of her appointment, **the Board hereby authorizes Ashlea Kirkland Haynes to engage with the organization’s banking institutions on or after June 12, 2025, to update account access and establish appropriate financial authority** in preparation for assuming her role as CEO and Secretary.
4. **Ashlea Kirkland Haynes shall be designated as an authorized signer on all Elite Academic Academy – Lucerne bank accounts and financial instruments**, effective immediately upon adoption of this resolution.
5. The Board further **authorizes Ashlea Kirkland Haynes to apply for and obtain any new organizational credit or debit cards necessary for conducting official business** on behalf of the organization.
6. **All credit cards issued to former CEO Meghan Freeman shall be deactivated and closed prior to June 30, 2025.**
7. **Meghan Freeman shall be removed as an authorized signer on all Elite Academic Academy – Lucerne bank accounts and financial instruments no later than June 30, 2025.**

---

**CERTIFICATE OF ADOPTION**

I hereby certify that the foregoing resolutions were adopted by the Board of Directors on June 12, 2025, by the following vote:

| <b>Name</b>    | <b>Aye</b> | <b>Nay</b> | <b>Abstained</b> | <b>Absent</b> |
|----------------|------------|------------|------------------|---------------|
| Susan McDougal | _____      | _____      | _____            | _____         |
| Nicole Aguirre | _____      | _____      | _____            | _____         |
|                | _____      | _____      | _____            | _____         |

The undersigned further certifies that the foregoing Resolution has not been modified, amended, or rescinded and is in full force and effect as of the date hereof.

**By:** \_\_\_\_\_

**Name:** \_\_\_\_\_

**Title:** Board President, Elite Academic Academy – Lucerne

The Secretary of the Board certifies that the above is a true and correct copy of the resolution that was duly adopted at a meeting on June 12, 2025, of the Board of Directors.

**By:** \_\_\_\_\_

**Name:** Ashlea Kirkland Haynes

**Title:** Chief Executive Officer (Effective July 1, 2025) / Secretary to the Board (Effective July 1, 2025)



**Board of Directors Meetings  
2025/26 School Year  
EAA- Lucerne at 9:00 am**

July 19, 2025  
August 7, 2025  
September 4, 2025  
October 2, 2025  
October 16, 2025  
November 6, 2025  
December 4, 2025

February 5, 2026  
March 5, 2026  
April 2, 2026  
May 7, 2026  
June 4, 2026  
June 18, 2026