



Elite Academic Academy - Mountain Empire

Join Zoom Meeting

<https://eliteacademic.zoom.us/j/94339322461?>

pwd=dVJiSVBTbTNleGZobGduSk1NZINyZz09 Meeting ID:
943 3932 2461 Passcode: 517181

June 12th, 2025 at 10:00 am

43414 Business Park Drive, Temecula, CA 92590

13456 Chaco Court, San Diego, CA 92129

9337 Vervain Street, San Diego , CA 92129

9028 Catawba Ave. Fontana, CA 92335



Elite Academic Academy - Mountain Empire -June 12th, 2025

Elite Academic Academy - Mountain Empire

Meeting Location

Any public vote will be done by roll call to ensure the public knows who is speaking and voting. Members of the public may easily observe the meeting and offer public comment using the following dial-in numbers and/or internet link:Join Zoom meeting:<https://eliteacademic.zoom.us/j/94339322461?pwd=dVJiSVBTbTNleGZobGduSk1NZlNyZz09>
Meeting ID: 943 3932 2461
Passcode: 517181

Time:

1.0 Call To Order

Roll Call:
Kent Christensen, Lindsey Burkett, Hector Valdez

2.0 Approve/Adopt the Agenda

It is recommended the Board of Directors adopt as presented the agenda for the Board Meeting of June 12th, 2025.

Motion: Second:
Vote:

3.0 Public Comment -Closed Session

The public has a right to comment on any items of the closed session agenda. Members of the public will be permitted to comment on any other item within the Board's jurisdiction under section 8.0 Public Comments at Board Meetings.

4.0 Adjourn to Closed Session

The board will consider and may act on any of the Closed Session matters listed in Agenda Item 13.0.

5.0 Closed Session

The Board will consider and may act on any of the following items in closed session; any action taken in closed session will be reported in open session as required by law.

5.1 Personnel Matters (With respect to every item of business to be discussed in closed session pursuant to Government Code Section 54957.6)

5.2 Employer/Employee Relations (With respect to every item of business to be discussed in closed session pursuant to Government Code Section 54957.6)

Time:

6.0 Pledge Of Allegiance

Led By:

7.0 Open Session

8.0 Public Comment

Please submit a request to speak to the Board of Directors. Cards can be asked for by emailing galtamirano@eliteacademic.com. Please complete and return the form for agendaized or non-agendaized items, prior to the meeting. Not more than three (3) minutes are to be allotted to any one (1) speaker, and no more than twenty (20) minutes on the same subject. This portion of the agenda is for comments, recognitions and reports to the

Board and is not intended to be a question and answer period. If you have questions for the Board, please provide the Board President with a written copy and an administrator will provide answers at a later date. A request for disability related modifications or accommodations in order to participate in the public meeting, including auxiliary aids or services, may be made to Ms. Meghan Freeman at mfreeman@eliteacademic.com at least 72 hours prior to the meeting.

9.0 General Functions

9.1 Consent Agenda

Motion: Second:
Vote:

A. CEO Report

[Letter.pdf](#)

[Legislative Update.pdf](#)

B. Meeting Minutes from May 27th, 2025

[EAA-ME 05.27.25.pdf](#)

C. Warrant Register

[WarrantRegisterME_Jun_2425.pdf](#)

10.0 Personnel Services

10.1 Chief Executive Officer Employment Agreement

Motion: Second:
Vote:

It is recommended that the board approve the following Chief Executive Officer Employment Agreement for Elite Academic Academy - Mountain Empire.

[2025 Employment Agreement \(Mountain Empire\).pdf](#)

10.2 Employee Contracts

Motion: Second:
Vote:

It is recommended that the board ratify the following Employee Contracts for Elite Academic Academy - Mountain Empire.

[EAA ME Contracts.pdf](#)

10.3 Temporary Employee Contracts

Motion: Second:
Vote:

It is recommended that the board ratify the following Temporary Employee Contracts for Elite Academic Academy - Mountain Empire.

[EAA ME Temp Contracts.pdf](#)

10.4 Employee Release and Resignations

Motion: Second:
Vote:

It is recommended that the board ratify the following Employee Release and Resignations for Elite Academic Academy - Mountain Empire.

[EAA ME Release and Resignations.pdf](#)

10.5 Salary Ranges 2025-26

Motion: Second:
Vote:

It is recommended that the board approve the following Salary Ranges 2025-26 for Elite Academic Academy - Mountain Empire.

[DRAFT 2025_2026 Staff Salary Ranges - Administrative Ranges.pdf](#)

[DRAFT 2025_2026 Staff Salary Ranges - Benefits_Stipends_Riders.pdf](#)

[DRAFT 2025_2026 Staff Salary Ranges - Certificated Ranges.pdf](#)

[DRAFT 2025_2026 Staff Salary Ranges - Classified Ranges.pdf](#)

11.0 Business Services

11.1 Elite X Proposal 2025-26

It is recommended that the board approve the following Elite X Proposal 2025-26 for Elite Academic Academy - Mountain Empire.

[EliteX Proposal 2025-2026.pdf](#)

Motion: Second:
Vote:

11.2 Recurring Expenses 2025-26

It is recommended that the board approve the following Recurring Expenses 2025-26 for Elite Academic Academy - Mountain Empire.

[FY26_EAA_ME_Reccuring Contracts.pdf](#)

Motion: Second:
Vote:

11.3 Improved Technology Budget for 2025-26

It is recommended that the board approve the following Improved Technology Budget for 2025-26 for Elite Academic Academy - Mountain Empire.

[24-25 Technology Budget.pdf](#)

Motion: Second:
Vote:

11.4 Community Partner Agreement

It is recommended that the board approve the following Community Supplemental Partner Agreement with ESC for Elite Academic Academy - Mountain Empire.

[25_26 ESC- Year Round Community Partner Agreement_.docx.pdf](#)

Motion: Second:
Vote:

11.5 One time off salary schedule salary increase resolution

It is recommended that the board approve the following One time off salary schedule salary increase resolution for Elite Academic Academy - Mountain Empire.

[EAA-ME REGARDING ONE-TIME OFF-SCHEDULE SALARY INCREASE 06.2025.pdf](#)

Motion: Second:
Vote:

11.6 CARS Application

It is recommended that the board approve the following CARS Application for Elite Academic Academy - Mountain Empire.

[FY26_ME_CARS_AppforFndng.pdf](#)

Motion: Second:
Vote:

11.7 Van Purchase Proposal

It is recommended that the board approve the following Van Purchase Proposal for Elite Academic Academy - Mountain Empire.

[Ford Van Quote.pdf](#)

Motion: Second:
Vote:

12.0 Educational Services/Policy Development

12.1 LCAP

It is recommended that the board approve the following LCAP for Elite Academic Academy - Mountain Empire.

[2025_Local_Control_and_Accountability_Plan_Elite_Academic_Academy_-_Mountain_Empire_20250608.pdf](#)

Motion: Second:
Vote:

12.2 Local Control Indicators

It is recommended that the board approve the following Local Control Indicators for Elite Academic Academy - Mountain Empire.

[2025_Local_Indicator_Self-Reflection_24-25_Indicators_Elite_Academic_Academy_-_Mountain_Empire_20250521.pdf](#)

Motion: Second:
Vote:

12.3 2025-26 Budget

It is recommended that the board approve the following 2025-26 Budget for Elite Academic Academy - Mountain Empire.

[FY 25.26 EAA CASH FLOW_BUDGET - ME Board Report \(1\).pdf](#)

[FY 25.26 EAA CASH FLOW_BUDGET - ME Cash Graph.pdf](#)

Motion: Second:
Vote:

[FY26_EAA_ME_AdoptedBudget_County Form.pdf](#)

[FY26_EAA_ME_Budget_LCFF Calculator.pdf](#)

12.4 Bank Resolution for Appointment of Secretary

It is recommended that the board approve the following Bank Resolution for Elite Academic Academy - Mountain Empire.

[EAA-ME- Resolution for Appointment of Secretary.pdf](#)

Motion: Second:
Vote:

13.0 Report of Action Taken in Closed Session

The Board will report any action taken in closed session as required by law.

14.0 Calendar

The next regularly scheduled meeting is August 7th, 2025 at 10:00 am.

14.1 Board of Directors Meeting Calendar 2025-26

It is recommended that the board approve the following Board of Directors Meeting Calendar 2025-26 for Elite Academic Academy - Mountain Empire.

[EAA-ME 2025-26 Board of Directors Meetings Calendar\(draft\).docx.pdf](#)

Motion: Second:
Vote:

15.0 Board Comments and Future Planning

Time:

16.0 Adjournment

In compliance with Government Code section 54957.5, open session materials distributed to Board Members for review prior to a meeting may be viewed at the eliteademic.com or at the scheduled meeting. Board agenda back-up materials may also be requested by calling the School at 1(866)354-8302. In addition, if you would like a copy of any record related to an item on the agenda, please contact administration.

In compliance with the American with Disabilities Act, if you need special assistance, disability-related modifications or accommodations, including auxiliary aids or services, in order to participate in the public meetings of the Charter's Board of Directors, please contact the School at 1(866) 354-8302. Notification 72 hours prior to the meeting will enable the School to make reasonable arrangements to ensure accommodation and accessibility to this meeting. Upon request, the School shall also make available this agenda and all other public records associated with this meeting in appropriate alternative formats for persons with a disability.

Motion: Second:
Vote:

THE ARENA

My mom used to say, “Find the student who seems alone and be kind to them.” That simple truth shaped everything I am. Even as a kid, I was drawn to those on the outside—students who were new, different, or struggling. Reaching out felt right. But it also made me a target.

I remember sitting with a boy at lunch who was having a hard time. By that afternoon, a rumor had spread that I had the same “cooties” the school had unfairly assigned to him. I hadn’t done anything wrong. But the feeling of being judged and misunderstood for choosing kindness—it stuck with me.

I didn’t know it then, but I was learning a lesson I’d carry for life: when you stand beside someone—or something—that others don’t understand, you often become a target too. But you stand anyway.

The boy at the lunch table? **Today, he is school choice**—more specifically, non-classroom-based charter schools. He represents parents seeking something different and students thriving beyond traditional structures. And just like back then, there are still people who would rather dismiss what they don’t understand than pause long enough to ask, “What if this is exactly what’s needed?”

I stepped into the arena of public education not to reject the system but to reimagine it. I mortgaged my home to help launch Elite Academic Academy because I believed—and still believe—that students and educators deserve more than what outdated systems can provide. We didn’t build Elite to take down anything. We built it to create something better. Elite is legally compliant, fully transparent, and student-centered. It’s not a loophole. It’s a lifeline. We created a model that personalizes learning, honors teachers, and supports growth.

Our year-round program offers every student a 175-day seat and has helped hundreds of high schoolers—many from under-privileged communities—graduate, catch up, or accelerate. We’ve seen meaningful academic gains even with students who enroll midyear. Those results don’t happen by accident; they happen because of vision, care, and relentless follow-through.

That includes how we support our team. I believe paying people well is not something to explain—it's something to model. Every salary at Elite—whether for an administrator, teacher, or staff member—is approved by our Board and publicly available. When you build a culture where people feel trusted and valued, they stay. And most importantly, they thrive.

That's why Elite has a 98% teacher retention rate. That's not luck, that's leadership.

Our operational backbone is just as strong. Our back office—led by a CEO who would be the envy of any organization—has delivered clean audits and unqualified opinions year after year. That kind of operational excellence makes everything else possible.

Still, as with anything meaningful, there's been noise. Recently, a single article tried to reshape our story. It was based on two former employees who voiced no concerns at the time and written by a reporter with a long record of anti-charter bias. The piece cast shadows instead of light.

Here's the hard truth: when people choose not to understand something, they try to connect dots that simply aren't there. That's how legally compliant, transparent schools like Elite get wrongly compared to fraudulent individuals who were prosecuted for criminal behavior. It's not just inaccurate—it's reckless and irresponsible. It ignores the work, the outcomes, and the families we serve every day.

However, that's the arena. When you dare to do things differently, not everyone will understand. Some will skip over outcomes and overlook integrity to feed a narrative that fits easier into fear than facts.

And yet, our facts are strong. Elite's Mountain Empire Charter was named a California Distinguished School. We earned a six-year WASC accreditation and are proudly certified as a Marzano High Reliability School at Levels 1 and 2 for both schools. These are not just titles—they are validation that the model works and the mission is real.

So yes, the arena can be loud and you may experience attacks. But I've learned you don't need to silence the critics; you just need to stay rooted in your purpose. Mine is solid and student-centered.

Now, I'm stepping into a new arena—one that's been in motion for over a year and planned well before recent weeks. While the timing may invite questions, this shift is not a reaction. It's a calling. I've been given the opportunity to bring this work to a broader stage—to reimagine education and leadership at a global level. I'm not leaving the arena; I'm expanding it.

And Elite is ready too.

This model was never built around one person. A new leader has stepped into the arena—someone deeply aligned with the mission and uniquely placed to carry it forward. The foundation remains strong. The team is visionary and the heartbeat of Elite will continue to echo through each student whose life is being shaped by this work.

I am proud.

Proud of the families who trusted us.

Proud of the students who found their confidence here.

Proud of the educators who stayed, innovated, and grew.

Proud of the leaders still in the arena, doing this work with heart.

And to the other leaders in the non-classroom-based space: stay strong. Your turn in the arena may come, if it hasn't already. The arena can be merciless. The spotlight is not always kind. But the work is worth it. The students are worth it. The only path through the noise is with truth, transparency, and tenacity.

I'm proud of myself—for listening to that voice that's been with me since I was a little girl at that lunch table:

Find the one who seems alone.

Be kind.

Stand with them.

Even when it's hard.

Especially when it's hard.

Because that's where real change begins.

And that's where you'll always find me.

“It is not the critic who counts; not the man who points out how the strong man stumbles, or where the doer of deeds could have done them better.

The credit belongs to the man who is actually in the arena,
whose face is marred by dust and sweat and blood;
who strives valiantly... who errs, who comes short again and again...
because there is no effort without error and shortcoming;
but who does actually strive to do the deeds;
who knows great enthusiasms, the great devotions;
who spends himself in a worthy cause;
who at the best knows in the end the triumph of high achievement,
and who at the worst, if he fails, at least fails while daring greatly,
so that his place shall never be with those cold and timid souls
who neither know victory nor defeat.”

—Theodore Roosevelt

Yours in Education,

Meghan Freeman

Ms. Meghan Freeman

#BeElite

ELITE ACADEMIC ACADEMY

THE ARENA

Dear Elite Families and Staff,

This past week in Sacramento has been one of incredible momentum, passionate advocacy, and meaningful change. I want to take a moment to update you and thank you—for your patience, your partnership, and your unwavering belief in our school community.

On Tuesday, we celebrated a historic win as SB 414 passed the Senate with overwhelming support. This bill, which reflects our values of accountability, innovation, and local empowerment, represents a powerful step forward for all charter schools in California.

At the same time, we are closely tracking AB 84, which passed the Assembly by just one vote. While the bill still presents challenges, I want to be clear: **your voices are making a difference**. Due to immense public pressure and ongoing advocacy, significant amendments have already been made. Harmful provisions have been stripped, language has shifted, and more changes are likely as the bill now heads to the Senate.

We know change can bring uncertainty—but it also brings opportunity. Opportunity to unify. To inform. To advocate. And most importantly, to protect what works for kids.

At Elite, we remain focused on what we do best: providing flexible, personalized, high-quality education that meets every student where they are. That mission will not change—no matter what legislation is being debated. You have our full commitment, and we will continue to keep you informed every step of the way.

If you feel called to make your voice heard, we encourage you to visit the [California Charter Schools Association \(CCSA\)](#) and the [California School Development Center \(CSDC\)](#) websites. Both offer timely updates and tools to help you connect with your local legislators and make your voice count.

Thank you for believing in our students, our educators, and the future we are building together. Together, we are stronger—and together, we will continue to rise.

With gratitude,

Meghan Freeman



Elite Academic Academy - Mountain Empire

Join Zoom Meeting

[https://eliteacademic.zoom.us/j/94339322461?](https://eliteacademic.zoom.us/j/94339322461?pwd=dVJiSVBTbTNleGZobGduSk1NZINyZz09)
pwd=dVJiSVBTbTNleGZobGduSk1NZINyZz09 Meeting ID:
943 3932 2461 Passcode: 517181

May 27th, 2025 at 10:00 am

43414 Business Park Drive, Temecula, CA 92590

13456 Chaco Court, San Diego, CA 92129

9337 Vervain Street, San Diego , CA 92129

9028 Catawba Ave. Fontana, CA 92335



Elite Academic Academy - Mountain Empire - May 27th, 2025

Elite Academic Academy - Mountain Empire

Meeting Location

Any public vote will be done by roll call to ensure the public knows who is speaking and voting. Members of the public may easily observe the meeting and offer public comment using the following dial-in numbers and/or internet link: Join Zoom meeting: <https://eliteacademic.zoom.us/j/94339322461?pwd=dVJiSVBTbTNleGZobGduSk1NZlNyZz09>
Meeting ID: 943 3932 2461
Passcode: 517181

Time: 10:00 am

1.0 Call To Order

Roll Call:
Kent Christensen, Lindsey Burkett, Hector Valdez
Present Present Present

Kent Lindsey

2.0 Approve/Adopt the Agenda

It is recommended the Board of Directors adopt as presented the agenda for the Board Meeting of May 27th, 2025.

Motion: Second:
Vote: Kent; Aye,
Lindsey; Aye,
Hector; Aye.
Item carries 3-0.

3.0 Public Comment -Closed Session

The public has a right to comment on any items of the closed session agenda. Members of the public will be permitted to comment on any other item within the Board's jurisdiction under section 8.0 Public Comments at Board Meetings.

4.0 Adjourn to Closed Session

The board will consider and may act on any of the Closed Session matters listed in Agenda Item 14.0.

5.0 Closed Session

The Board will consider and may act on any of the following items in closed session; any action taken in closed session will be reported in open session as required by law.

5.1 Personnel Matters (With respect to every item of business to be discussed in closed session pursuant to Government Code Section 54957.6)

A. Consideration of Personnel-Related Matters For A Public Employee

Government Code §§ 54957(b)(1), 54957.6

5.2 Employer/Employee Relations (With respect to every item of business to be discussed in closed session pursuant to Government Code Section 54957.6)

Time: 10:25 am

6.0 Pledge Of Allegiance

Led By: Lindsey B.

7.0 Open Session

8.0 Public Comment

Please submit a request to speak to the Board of Directors. Cards can be

asked for by emailing galtamirano@eliteacademic.com. Please complete and return the form for agendized or non-agendized items, prior to the meeting. Not more than three (3) minutes are to be allotted to any one (1) speaker, and no more than twenty (20) minutes on the same subject. This portion of the agenda is for comments, recognitions and reports to the Board and is not intended to be a question and answer period. If you have questions for the Board, please provide the Board President with a written copy and an administrator will provide answers at a later date. A request for disability related modifications or accommodations in order to participate in the public meeting, including auxiliary aids or services, may be made to Ms. Meghan Freeman at mfreeman@eliteacademic.com at least 72 hours prior to the meeting.

9.0 General Functions

9.1 Informational Items

A. CEO Report

[EAA-ME CEO Report May 2025.pdf](#)

[Response to the San Diego Union-Tribune Article Published May 25, 2025.S.pdf](#)

B.WASC Mid Year-Update

[2025 ME WASC MID-CYCLE REPORT .pdf](#)

9.2 Consent Agenda

It is recommended that the board approve the following consent agenda items.

Hector Kent

Motion: Second:
Vote: Kent; Aye,
Lindsey; Aye,
Hector; Aye.
Item carries 3-0.

A. Meeting Minutes from May 1st, 2025

[EAA-ME 05.01.25.pdf](#)

B. New Instructional Materials Community Partners

[Elite Academic Instructional Service Community Partner_May_2025 - VCI Community Partners.pdf](#)

C. New Educational Materials Community Partners

[Elite Academic Educational Materials Partner_May_2025.xlsx - EM Partners.pdf](#)

D. Job Descriptions

[JD - Associate Director of Academic Programs \(pending board approval\) \(1\).pdf](#)

[JD - Associate Director of IT \(pending board approval\).pdf](#)

[JD - Director of Academic Innovation \(pending board approval\).pdf](#)

[JD - Student Data & Workflow Specialist Rider \(pending board approval\).pdf](#)

[JD - Temporary Teacher on Special Assignment \(TOSA\) \(pending board approval\).pdf](#)

10.0 Personnel Services

10.1 Independent Contractor Agreements

It is recommended that the board approve the following Independent Contractor Agreements for Elite Academic Academy - Mountain Empire.

[C. C. IC Agreement Addendum ME - 05.15.25.pdf](#)

Motion: Second:
Vote: Kent; Aye,
Lindsey; Aye,
Hector; Aye.
Item carries 3-0.

*Motion to open items 10.1-10.4 together:
Motion: Kent
Second: Lindsey

10.2 Employee Contracts

It is recommended that the board approve the following Employee Contracts for Elite Academic Academy - Mountain Empire.

[EAA ME Employee Contracts.pdf](#)

Motion: Second:
Vote: Kent; Aye,
Lindsey; Aye,
Hector; Aye.
Item carries 3-0.

10.3 Temporary Employee Contracts

It is recommended that the board approve the following Temporary Employee Contracts for Elite Academic Academy - Mountain Empire.

[EAA ME Temp Contracts.pdf](#)

Motion: Second:
Vote: Kent; Aye,
Lindsey; Aye,
Hector; Aye.
Item carries 3-0.

10.4 Employee Release and Resignations

It is recommended that the board approve the following Employee Release and Resignations for Elite Academic Academy - Mountain Empire.

[EAA ME Release and Resignations.pdf](#)

Motion: Second:
Vote: Kent; Aye,
Lindsey; Aye,
Hector; Aye.
Item carries 3-0.

11.0 Public Hearing

Please submit a request to speak to the Board of Directors. Cards can be asked for by emailing galtamirano@eliteacademic.com. Please complete and return the form for agendaized or non-agendaized items, prior to the meeting. Not more than three (3) minutes are to be allotted to any one (1) speaker, and no more than twenty (20) minutes on the same subject. This portion of the agenda is for comments, recognitions and reports to the Board and is not intended to be a question and answer period. If you have questions for the Board, please provide the Board President with a written copy and an administrator will provide answers at a later date. A request for disability-related modifications or accommodations in order to participate in the public meeting, including auxiliary aids or services, may be made to Ms. Meghan Freeman at mfreeman@eliteacademic.com at least 72 hours prior to the meeting

Open (Time): 10:57 am
Close (Time): 11:12 am

11.1 2025-26 Annual Budget Hearing

[FY 25.26 EAA CASH FLOW_BUDGET - ME Board Report.pdf](#)

[FY26_EAA_ME_Budget Presentation \(1\).pdf](#)

Open (Time): 11:12 am
Close (Time): 11:23 am

11.2 2025-26 Local Control Accountability Plan (LCAP) Hearing

[ME Annual LCAP .pdf](#)

Open (Time): 11:23 am
Close (Time): 11:25 am

11.3 Local Control Indicators

[2025_LCAP_Federal_Addendum_Elite_Academic_Academy_-_Mountain_Empire_20250521.pdf](#)

[2025_LCFF_Budget_Overview_for_Parents_Elite_Academic_Academy_-_Mountain_Empire_20250521.pdf](#)

[2025_Local_Control_and_Accountability_Plan_Elite_Academic_Academy_-_Mountain_Empire_20250521.pdf](#)

[2025_Local_Indicator_Self-Reflection_24-25_Indicators_Elite_Academic_Academy_-_Mountain_Empire_20250521.pdf](#)

Kent Hector

Motion: Second:
Vote: Kent; Aye,
Lindsey; Aye,
Hector; Aye.
Item carries 3-0.

12.0 Business Services

12.1 Access Athle-Demics LLC Contract

It is recommended that the board approve the following Access Athle-Demics LLC Contract for Elite Academic Academy - Mountain Empire.

[25_26 Access Athledemics Agreement_.docx.pdf](#)

Kent Hector

Motion: Second:
Vote: Kent; Aye,
Lindsey; Aye,
Hector; Aye.
Item carries 3-0.

12.2 Overnight Field Trip Request

It is recommended that the board approve the following Overnight Field Trip Request for Elite Academic Academy -Mountain Empire.

Hector Kent

Motion: Second:
Vote: Kent; Aye,
Lindsey; Aye,
Hector; Aye.
Item carries 3-0.

[Overnight Field Trip Request for Board Approval - Catalina Island_CELP Camp \(1\).pdf](#)

[CELP Final Invoice - Elite Academic Academy with Estimated Ferry Transportation.pdf](#)

12.3 Elite Graduation Proposals

It is recommended that the board approve the following Elite Graduation Proposals for Elite Academic Academy -Mountain Empire.

[Starway AV Invoice.pdf](#)

12.4 SEL Phase 1 Invoice

It is recommended that the board approve the following SEL Phase 1 Invoice Proposal for Elite Academic Academy -Mountain Empire.

[SEL Phase 1.pdf](#)

12.5 Peak Performance Testing Event Budget

It is recommended that the board approve the following Peak Performance Budget for Elite Academic Academy -Mountain Empire.

[ME Peak Performance Budget.pdf](#)

12.6 Instructure Invoice

It is recommended that the board approve the following Instructure Invoice and Invoice for Elite Academic Academy -Mountain Empire.

[Instructure_-_Elite_Academic_Academy_Contract.pdf](#)

12.7 Knox Labs Invoice

It is recommended that the board approve the following Knox Labs Invoice for Elite Academic Academy - Mountain Empire.

[Elite and Knox exchange agreement.pdf](#)

[Knox Labs Invoice.pdf](#)

12.8 Authorized Signer Resolution

It is recommended that the board approve the following Authorized Signer Resolution for Elite Academic Academy - Mountain Empire.

[EAA-ME Appointment of Chief Student Development Officer As Authorized Signer on Bank Accounts.docx \(1\).pdf](#)

Kent Lindsey

Motion: Second:
Vote: Kent; Aye,
Lindsey; Aye,
Hector; Aye.
Item carries 3-0.

Hector Lindsey

Motion: Second:
Vote: Kent; Aye,
Lindsey; Aye,
Hector; Aye.
Item carries 3-0.

Kent Hector

Motion: Second:
Vote: Kent; Aye,
Lindsey; Aye,
Hector; Aye.
Item carries 3-0.

Kent Lindsey

Motion: Second:
Vote: Kent; Aye,
Lindsey; Aye,
Hector; Aye.
Item carries 3-0.

Hector Lindsey

Motion: Second:
Vote: Kent; Aye,
Lindsey; Aye,
Hector; Aye.
Item carries 3-0.

Kent Hector

Motion: Second:
Vote: Kent; Aye,
Lindsey; Aye,
Hector; Aye.
Item carries 3-0.

13.0 Educational Services/Policy Development

13.1 Declaration of Need 2025-26

It is recommended that the board approve the following Declaration of Need 2025-26 for Elite Academic Academy - Mountain Empire.

[EAA-ME Declaration of Need 25-26.pdf](#)

13.2 Parent Student Handbook 2025-26

It is recommended that the board approve the following Parent Student Handbook 2025-26 for Elite Academic Academy - Mountain Empire.

[25-26 Parent-Student Handbook.pdf](#)

Hector Kent

Motion: Second:
Vote: Kent; Aye,
Lindsey; Aye,
Hector; Aye.
Item carries 3-0.

Kent Hector

Motion: Second:
Vote: Kent; Aye,
Lindsey; Aye,
Hector; Aye.
Item carries 3-0.:

14.0 Report of Action Taken in Closed Session

The Board will report any action taken in closed session as required by law.

** See report of closed session below

15.0 Calendar

The next regularly scheduled meeting is June 12th, 2025 at 10:00 am.

16.0 Board Comments and Future Planning

17.0 Adjournment

In compliance with Government Code section 54957.5, open session materials distributed to Board Members for review prior to a meeting may be viewed at the eliteacademic.com or at the scheduled meeting. Board agenda back-up materials may also be requested by calling the School at 1(866)354-8302. In addition, if you would like a copy of any record related to an item on the agenda, please contact administration.

In compliance with the American with Disabilities Act, if you need special assistance, disability-related modifications or accommodations, including auxiliary aids or services, in order to participate in the public meetings of the Charter's Board of Directors, please contact the School at 1(866) 354-8302. Notification 72 hours prior to the meeting will enable the School to make reasonable arrangements to ensure accommodation and accessibility to this meeting. Upon request, the School shall also make available this agenda and all other public records associated with this meeting in appropriate alternative formats for persons with a disability.

Staff Present:

Meghan Freeman
Gena A
Ashlea K
Laura S
Adam W
Alli W
Jen E
Misty C
Preston S
Mia B
Karen M
EAA Office
Chris W
Tracy H
Crystal C
Kris M
Catherine H
Rachel C
Chelsie W
Monique W
Ashly S
Antonette S
Evan J
Jaclyn T

14.0 Report of action taken in closed session: The board met in closed session to discuss personnel matter related to Chief Executive Officer. The board accepted the resignation of CEO Meghan Freeman effective June 30, 2025. She will transition into a new professional opportunity. This decision entirely unrelated to any recent media coverage or external commentary. Ms. Freeman's departure is the result of a planned career move and not connected to any public speculation. The board expressed deepest gratitude for her leadership and steadfast commitment, and transformational impact and commitment from the start of this that I've been involved with for Elite Academic Academy. Following this action the board unanimously appointed Ashlea Kirkland-Haynes as the new Chief Executive Officer effective July 1, 2025. Ms. Haynes will begin in the role with the interim compensation consisting of an annual base salary of \$125,000, a travel stipend of \$500 per month, sick leave and a vacation accrual, as well as STRS retirement participation. A formal employment contract will be presented for approval at the next regular board meeting on June 12th, 2025, and final compensation will be determined upon completion of an updated compensation study to be conducted in consultation with legal counsel and completed no later than Dec.31st, 2025 to ensure compliance with applicable and reasonable compensation standards.

Elite Academic Academy - Mountain Empire

Date	Vendor Name	Account Name	Ref Number	Amount
4/1/2025	WWW.TEACHWORKS.COM	Technology Services & Software - Educationa	CC 7563	\$57.61
4/1/2025	ENKINDLE ACADEMY LLC	Technology Services & Software - Educationa	CC 8987	\$900.00
4/1/2025	WWW.TEACHWORKS.COM	Technology Services & Software - Educationa	CC 8987	\$105.44
4/1/2025	THECURRICULUMSTORE.COM	Approved Core Curriculum, Teacher Manuals	CC 8987	\$163.00
4/1/2025	WWW.TEACHWORKS.COM	Technology Services & Software - Educationa	CC 8987	\$47.99
4/1/2025	GROWAFROG	Core Teaching/Student Supplies	CC 8987	\$42.95
4/1/2025	ALANA_ORTO* W5RDKE	Educational Services	CC 8987	\$37.00
4/2/2025	THE CORE KNOWLEDGE FOUND	Core Teaching/Student Supplies	CC 8987	\$313.91
4/6/2025	ADOBE *800-833-6687	Technology Services & Software - Business	CC 8987	\$884.58
4/8/2025	VISTAPRINT	Approved Core Curriculum, Teacher Manuals	CC 8987	\$511.10
4/9/2025	ZAPIER.COM/CHARGE	Technology Services & Software - Business	CC 8987	\$598.50
4/14/2025	AIRTABLE.COM/BILL	Technology Services & Software - Business	CC 8987	\$336.00
4/15/2025	STARLINK INTERNET	Phone / Internet / Website Fees	CC 8987	\$165.00
4/16/2025	WONDERIDEA - FLIPHTML5	Technology Services & Software - Business	CC 7563	\$149.00
4/18/2025	CJ* MYEDUCRATE	Approved Core Curriculum, Teacher Manuals	CC 8987	\$152.35
4/18/2025	WP*funschooling.com	Approved Core Curriculum, Teacher Manuals	CC 8987	\$280.50
4/18/2025	HOMESCHOOL IN A BOX	Core Teaching/Student Supplies	CC 8987	\$141.60
4/18/2025	HOMESCHOOL IN A BOX	Core Teaching/Student Supplies	CC 8987	\$141.60
4/20/2025	MARRIOTT DESERT SPRING	Professional Development	CC 7563	\$50,000.00
4/20/2025	THE CORE KNOWLEDGE FOUND	Core Teaching/Student Supplies	CC 8987	\$349.96
4/20/2025	FEDEX35963084	Postage & Delivery - Business	CC 8987	\$98.18
4/24/2025	PURCHASE INTEREST CHARGE	Interest	CC 7563	\$271.33
4/24/2025	CCSI EFAX	Technology Services & Software - Business	CC 8987	\$18.99
4/27/2025	KAJABI	Technology Services & Software - Business	CC 8987	\$199.00
4/28/2025	42 Development LLC	Approved Core Curriculum, Teacher Manuals	7513	\$287.47
4/28/2025	All About Learning Press, Inc.	Approved Core Curriculum, Teacher Manuals	929785	\$213.26
4/28/2025	All About Learning Press, Inc.	Approved Core Curriculum, Teacher Manuals	929978	\$50.95
4/28/2025	All About Learning Press, Inc.	Approved Core Curriculum, Teacher Manuals	929975	\$129.45
4/28/2025	All About Learning Press, Inc.	Approved Core Curriculum, Teacher Manuals	929979	\$262.97
4/28/2025	All About Learning Press, Inc.	Approved Core Curriculum, Teacher Manuals	930059	\$234.64
4/28/2025	All About Learning Press, Inc.	Approved Core Curriculum, Teacher Manuals	930057	\$204.64
4/28/2025	All About Learning Press, Inc.	Approved Core Curriculum, Teacher Manuals	930061	\$420.95
4/28/2025	All About Learning Press, Inc.	Approved Core Curriculum, Teacher Manuals	930062	\$85.32

Warrant Register: April 26, 2025 - June 5, 2025, April Credit Card Charges

Elite Academic Academy - Mountain Empire

4/28/2025	Amazon Capital Services, Inc.	Approved Core Curriculum, Teacher Manuals	1CYP-GDJ3-33CK	\$14.24
4/28/2025	Amazon Capital Services, Inc.	Approved Core Curriculum, Teacher Manuals	1P6H-LC33-K71Y	\$256.08
4/28/2025	Amazon Capital Services, Inc.	Approved Core Curriculum, Teacher Manuals	13F7-YKQR-M7HC	\$45.67
4/28/2025	Amazon Capital Services, Inc.	Approved Core Curriculum, Teacher Manuals	1FN6-3WV-FV-K91L	\$67.03
4/28/2025	Amazon Capital Services, Inc.	Approved Core Curriculum, Teacher Manuals	17JF-PF3C-TYW7	\$18.09
4/28/2025	Amazon Capital Services, Inc.	Approved Core Curriculum, Teacher Manuals	1XMQ-LG6C-6JWP	\$41.72
4/28/2025	Amazon Capital Services, Inc.	Approved Core Curriculum, Teacher Manuals	173N-CJDC-11FP	\$194.44
4/28/2025	Amazon Capital Services, Inc.	Approved Core Curriculum, Teacher Manuals	14KG-CKJV-9LHY	\$47.72
4/28/2025	Amazon Capital Services, Inc.	Approved Core Curriculum, Teacher Manuals	1R4Y-X4FM-TLKQ	\$18.09
4/28/2025	Amazon Capital Services, Inc.	Approved Core Curriculum, Teacher Manuals	16XL-939Y-99RJ	\$145.08
4/28/2025	Amazon Capital Services, Inc.	Approved Core Curriculum, Teacher Manuals	1NRF-9T1Y-7JP7	\$23.68
4/28/2025	Amazon Capital Services, Inc.	Approved Core Curriculum, Teacher Manuals	16JV-D3FL-C9XQ	\$300.98
4/28/2025	Amazon Capital Services, Inc.	Approved Core Curriculum, Teacher Manuals	1D1X-F3DN-7X7D	\$13.50
4/28/2025	Amazon Capital Services, Inc.	Approved Core Curriculum, Teacher Manuals	1XFG-DMGH-7L4P	\$27.94
4/28/2025	Amazon Capital Services, Inc.	Approved Core Curriculum, Teacher Manuals	1K6L-DYR4-9LD1	\$140.52
4/28/2025	Amazon Capital Services, Inc.	Approved Core Curriculum, Teacher Manuals	1R79-V469-1QT6	\$40.40
4/28/2025	Amazon Capital Services, Inc.	Approved Core Curriculum, Teacher Manuals	1WX1-VNHH-1G46	\$48.04
4/28/2025	Amazon Capital Services, Inc.	Approved Core Curriculum, Teacher Manuals	1PHY-HV3F-1MMP	\$48.04
4/28/2025	Amazon Capital Services, Inc.	Approved Core Curriculum, Teacher Manuals	1JXV-YCD7-1R16	\$32.85
4/28/2025	Amazon Capital Services, Inc.	Approved Core Curriculum, Teacher Manuals	1CPH-MX6T-6XQ7	\$77.23
4/28/2025	Amazon Capital Services, Inc.	Approved Core Curriculum, Teacher Manuals	1XXG-7J4D-1M11	\$44.90
4/28/2025	Amazon Capital Services, Inc.	Approved Core Curriculum, Teacher Manuals	11GR-QLDK-1J6Q	\$16.15
4/28/2025	Amazon Capital Services, Inc.	Approved Core Curriculum, Teacher Manuals	169N-TX13-1JNK	\$22.05
4/28/2025	Amazon Capital Services, Inc.	Approved Core Curriculum, Teacher Manuals	17HV-DRF9-17CD	\$73.00
4/28/2025	Amazon Capital Services, Inc.	Approved Core Curriculum, Teacher Manuals	1J7M-Y6H7-1NJ1	\$128.97
4/28/2025	Amazon Capital Services, Inc.	Approved Core Curriculum, Teacher Manuals	1L6W-R1QY-9MXK	\$9.90
4/28/2025	Amazon Capital Services, Inc.	Approved Core Curriculum, Teacher Manuals	1KRL-PVH7-DR7L	\$33.80
4/28/2025	Amazon Capital Services, Inc.	Approved Core Curriculum, Teacher Manuals	1D7W-KG6D-97H6	\$10.01
4/28/2025	Amazon Capital Services, Inc.	Approved Core Curriculum, Teacher Manuals	1PHY-HV3F-LJ4Q	\$43.34
4/28/2025	Amazon Capital Services, Inc.	Approved Core Curriculum, Teacher Manuals	1FJJ-K1T1-9QXN	\$159.61
4/28/2025	Amazon Capital Services, Inc.	Approved Core Curriculum, Teacher Manuals	1TV4-QXXV-CYJY	\$45.47
4/28/2025	Amazon Capital Services, Inc.	Approved Core Curriculum, Teacher Manuals	1MGV-XH1L-9774	\$19.38
4/28/2025	Amazon Capital Services, Inc.	Approved Core Curriculum, Teacher Manuals	1KKD-DRMN-KHDY	\$16.64
4/28/2025	Amazon Capital Services, Inc.	Approved Core Curriculum, Teacher Manuals	19PH-WG6T-JDJP	\$149.32

Warrant Register: April 26, 2025 - June 5, 2025, April Credit Card Charges

Elite Academic Academy - Mountain Empire

4/28/2025	Amazon Capital Services, Inc.	Approved Core Curriculum, Teacher Manuals	1XKH-LC3L-KGNX	\$99.35
4/28/2025	Amazon Capital Services, Inc.	Approved Core Curriculum, Teacher Manuals	17KD-KR3M-JPJL	\$200.78
4/28/2025	Amazon Capital Services, Inc.	Approved Core Curriculum, Teacher Manuals	1H9Y-PXTF-JYY6	\$134.05
4/28/2025	Amazon Capital Services, Inc.	Approved Core Curriculum, Teacher Manuals	19G3-KNR4-KKWG	\$131.08
4/28/2025	Amazon Capital Services, Inc.	Approved Core Curriculum, Teacher Manuals	17KD-KR3M-J9J1	\$87.13
4/28/2025	Amazon Capital Services, Inc.	Approved Core Curriculum, Teacher Manuals	199N-99XH-LHGL	\$549.88
4/28/2025	Amazon Capital Services, Inc.	Approved Core Curriculum, Teacher Manuals	16KN-9JCX-9XP9	\$220.52
4/28/2025	Amazon Capital Services, Inc.	Approved Core Curriculum, Teacher Manuals	1WN3-R67V-F77T	\$267.01
4/28/2025	Amazon Capital Services, Inc.	Approved Core Curriculum, Teacher Manuals	1VPN-FFD4-C1X6	\$138.17
4/28/2025	Amazon Capital Services, Inc.	Approved Core Curriculum, Teacher Manuals	1X44-M6VR-JN4F	\$171.91
4/28/2025	Amazon Capital Services, Inc.	Approved Core Curriculum, Teacher Manuals	1WGH-VFLW-LD3H	\$115.26
4/28/2025	Amazon Capital Services, Inc.	Approved Core Curriculum, Teacher Manuals	1DJH-YFL6-NRYV	\$51.07
4/28/2025	Amazon Capital Services, Inc.	Approved Core Curriculum, Teacher Manuals	16YL-HVKM-LJHP	\$76.79
4/28/2025	Amazon Capital Services, Inc.	Approved Core Curriculum, Teacher Manuals	17C4-4CYV-LPCR	\$19.29
4/28/2025	Amazon Capital Services, Inc.	Approved Core Curriculum, Teacher Manuals	14JQ-PCVL-Q39K	\$55.73
4/28/2025	Amazon Capital Services, Inc.	Approved Core Curriculum, Teacher Manuals	1PFN-GRPQ-P9G6	\$10.59
4/28/2025	Amazon Capital Services, Inc.	Approved Core Curriculum, Teacher Manuals	11T6-KG3P-PKXF	\$290.03
4/28/2025	Amazon Capital Services, Inc.	Approved Core Curriculum, Teacher Manuals	1RGG-PMMM-4N1M	\$10.98
4/28/2025	Amazon Capital Services, Inc.	Approved Core Curriculum, Teacher Manuals	1NQY-YNL9-94HQ	\$8.61
4/28/2025	Amazon Capital Services, Inc.	Approved Core Curriculum, Teacher Manuals	1W3W-T4JX-79X9	\$16.54
4/28/2025	Amazon Capital Services, Inc.	Approved Core Curriculum, Teacher Manuals	1NQY-YNL9-DF9Q	\$17.38
4/28/2025	Amazon Capital Services, Inc.	Approved Core Curriculum, Teacher Manuals	1736-PWHJ-97P6	\$26.94
4/28/2025	Amazon Capital Services, Inc.	Approved Core Curriculum, Teacher Manuals	17DG-X1LC-93MY	\$208.52
4/28/2025	Amazon Capital Services, Inc.	Approved Core Curriculum, Teacher Manuals	1N3T-KYHQ-DF7Q	\$96.70
4/28/2025	Amazon Capital Services, Inc.	Approved Core Curriculum, Teacher Manuals	1MLD-X1R9-D3HX	\$8.18
4/28/2025	Amazon Capital Services, Inc.	Approved Core Curriculum, Teacher Manuals	11C7-RJR3-C19V	\$18.00
4/28/2025	Amazon Capital Services, Inc.	Approved Core Curriculum, Teacher Manuals	1PLH-KXJM-7JDY	\$42.12
4/28/2025	Amazon Capital Services, Inc.	Approved Core Curriculum, Teacher Manuals	1L94-THKR-9HGL	\$51.63
4/28/2025	Amazon Capital Services, Inc.	Approved Core Curriculum, Teacher Manuals	1X3T-3J7K-94L9	\$18.19
4/28/2025	Amazon Capital Services, Inc.	Approved Core Curriculum, Teacher Manuals	1N3T-KYHQ-1P9W	\$26.84
4/28/2025	Amazon Capital Services, Inc.	Approved Core Curriculum, Teacher Manuals	19C1-PKG9-4K4N	\$7.96
4/28/2025	Amazon Capital Services, Inc.	Approved Core Curriculum, Teacher Manuals	1QWM-MWHL-6WCV	\$110.56
4/28/2025	Amazon Capital Services, Inc.	Approved Core Curriculum, Teacher Manuals	16YK-WCCX-CW4H	\$17.98
4/28/2025	Amazon Capital Services, Inc.	Approved Core Curriculum, Teacher Manuals	1PLH-KXJM-999D	\$26.27

Elite Academic Academy - Mountain Empire

4/28/2025	Amazon Capital Services, Inc.	Approved Core Curriculum, Teacher Manuals	1DTC-GFYR-C6YJ	\$168.02
4/28/2025	Amazon Capital Services, Inc.	Approved Core Curriculum, Teacher Manuals	1LR7-7VVP-4C6L	\$477.02
4/28/2025	Amazon Capital Services, Inc.	Approved Core Curriculum, Teacher Manuals	1M76-D4F4-3YRY	\$20.33
4/28/2025	Amazon Capital Services, Inc.	Approved Core Curriculum, Teacher Manuals	11RX-YGC9-44CR	\$300.99
4/28/2025	Amazon Capital Services, Inc.	Approved Core Curriculum, Teacher Manuals	1MTV-PVVH-GH1J	\$66.30
4/28/2025	Amazon Capital Services, Inc.	Approved Core Curriculum, Teacher Manuals	1J3X-Y3TJ-HQ4R	\$311.51
4/28/2025	Amazon Capital Services, Inc.	Approved Core Curriculum, Teacher Manuals	1HR3-DGJT-PPPX	\$15.07
4/28/2025	Amazon Capital Services, Inc.	Approved Core Curriculum, Teacher Manuals	19WK-M3HY-PGYR	\$167.13
4/28/2025	Amazon Capital Services, Inc.	Approved Core Curriculum, Teacher Manuals	14DM-N4KT-D1LV	\$44.58
4/28/2025	Amazon Capital Services, Inc.	Approved Core Curriculum, Teacher Manuals	1WXW-1R7J-QW94	\$15.02
4/28/2025	Amazon Capital Services, Inc.	Approved Core Curriculum, Teacher Manuals	1RMG-W94C-C6R4	\$173.46
4/28/2025	Amazon Capital Services, Inc.	Approved Core Curriculum, Teacher Manuals	13MH-6TLQ-4G9K	\$716.86
4/28/2025	Amazon Capital Services, Inc.	Approved Core Curriculum, Teacher Manuals	13MR-YMWF-LXL7	\$56.86
4/28/2025	Amazon Capital Services, Inc.	Approved Core Curriculum, Teacher Manuals	13PF-RRHC-JRL4	\$16.01
4/28/2025	Amazon Capital Services, Inc.	Approved Core Curriculum, Teacher Manuals	1KFM-N47G-N4F6	\$107.32
4/28/2025	Amazon Capital Services, Inc.	Approved Core Curriculum, Teacher Manuals	13PF-RRHC-P9KC	\$46.71
4/28/2025	Amazon Capital Services, Inc.	Approved Core Curriculum, Teacher Manuals	1JXW-DXMK-TLVQ	\$33.66
4/28/2025	Amazon Capital Services, Inc.	Approved Core Curriculum, Teacher Manuals	1DCV-LF9D-69ML	\$26.66
4/28/2025	Amazon Capital Services, Inc.	Approved Core Curriculum, Teacher Manuals	1G31-KM3V-7J19	\$9.09
4/28/2025	Amazon Capital Services, Inc.	Approved Core Curriculum, Teacher Manuals	1M4F-VX7V-HVYK	\$115.60
4/28/2025	Amazon Capital Services, Inc.	Approved Core Curriculum, Teacher Manuals	1HYM-Y3GW-HQ1W	\$7.99
4/28/2025	Amazon Capital Services, Inc.	Approved Core Curriculum, Teacher Manuals	19LF-V96W-HWYN	\$56.25
4/28/2025	Amazon Capital Services, Inc.	Approved Core Curriculum, Teacher Manuals	1T36-XJJQ-RPYW	\$148.25
4/28/2025	Amazon Capital Services, Inc.	Approved Core Curriculum, Teacher Manuals	1CKT-K4JL-4GT7	\$4.30
4/28/2025	Amazon Capital Services, Inc.	Approved Core Curriculum, Teacher Manuals	1RJR-HKWK-DHX4	\$8.18
4/28/2025	Amazon Capital Services, Inc.	Approved Core Curriculum, Teacher Manuals	1XVQ-VQQN-YNP9	\$13.02
4/28/2025	Art of Problem Solving	Approved Core Curriculum, Teacher Manuals	INV2316183	\$147.91
4/28/2025	Art of Problem Solving	Approved Core Curriculum, Teacher Manuals	INV2316252	\$196.08
4/28/2025	Art of Problem Solving	Approved Core Curriculum, Teacher Manuals	INV2316251	\$191.77
4/28/2025	BYU Independent Study	Approved Core Curriculum, Teacher Manuals	CICR000205-1	\$30.00
4/28/2025	Beautiful Feet Books, Inc.	Approved Core Curriculum, Teacher Manuals	31257	\$315.17
4/28/2025	Beautiful Feet Books, Inc.	Approved Core Curriculum, Teacher Manuals	31288	\$276.44
4/28/2025	Beautiful Feet Books, Inc.	Approved Core Curriculum, Teacher Manuals	31290	\$398.41
4/28/2025	BookShark, LLC	Approved Core Curriculum, Teacher Manuals	BI0053856	\$280.84

Elite Academic Academy - Mountain Empire

4/28/2025	Brave Writer	Approved Core Curriculum, Teacher Manuals	7010519453	\$19.95
4/28/2025	Demme Learning LLC	Approved Core Curriculum, Teacher Manuals	S011772	\$95.50
4/28/2025	Demme Learning LLC	Approved Core Curriculum, Teacher Manuals	S011848	\$64.50
4/28/2025	Essentials in Writing	Approved Core Curriculum, Teacher Manuals	211701	\$158.55
4/28/2025	Essentials in Writing	Approved Core Curriculum, Teacher Manuals	244504	\$137.15
4/28/2025	Essentials in Writing	Approved Core Curriculum, Teacher Manuals	299277	\$229.00
4/28/2025	Exploration Education	Approved Core Curriculum, Teacher Manuals	05962	\$124.70
4/28/2025	Hewitt Learning	Approved Core Curriculum, Teacher Manuals	108680	\$204.30
4/28/2025	Home Science Tools	Approved Core Curriculum, Teacher Manuals	000660471	\$334.15
4/28/2025	Home Science Tools	Approved Core Curriculum, Teacher Manuals	000660758	\$41.45
4/28/2025	Home Science Tools	Approved Core Curriculum, Teacher Manuals	000660759	\$255.72
4/28/2025	Homestead Education, LLC	Approved Core Curriculum, Teacher Manuals	2024-55	\$284.75
4/28/2025	Institute for Excellence in Writing	Approved Core Curriculum, Teacher Manuals	1197502	\$66.05
4/28/2025	JackKris Publishing, LLC	Approved Core Curriculum, Teacher Manuals	21750	\$28.99
4/28/2025	Learning Without Tears	Approved Core Curriculum, Teacher Manuals	INV226125	\$21.66
4/28/2025	Learning Without Tears	Approved Core Curriculum, Teacher Manuals	INV226169	\$34.05
4/28/2025	Logic of English	Approved Core Curriculum, Teacher Manuals	SI-238215	\$35.21
4/28/2025	Logic of English	Approved Core Curriculum, Teacher Manuals	SI-238262	\$43.69
4/28/2025	Logic of English	Approved Core Curriculum, Teacher Manuals	SI-238264	\$139.24
4/28/2025	Logic of English	Approved Core Curriculum, Teacher Manuals	SI-238284	\$724.61
4/28/2025	Memoria Press	Approved Core Curriculum, Teacher Manuals	C240932	\$29.33
4/28/2025	Oak Meadow, Inc	Approved Core Curriculum, Teacher Manuals	72896	\$563.36
4/28/2025	Oak Meadow, Inc	Approved Core Curriculum, Teacher Manuals	73052	\$743.63
4/28/2025	Oak Meadow, Inc	Approved Core Curriculum, Teacher Manuals	73051	\$916.42
4/28/2025	Rainbow Resource Center	Approved Core Curriculum, Teacher Manuals	4956068	\$40.07
4/28/2025	Rainbow Resource Center	Approved Core Curriculum, Teacher Manuals	4957378	\$82.06
4/28/2025	Rainbow Resource Center	Approved Core Curriculum, Teacher Manuals	4957386	\$187.90
4/28/2025	Rainbow Resource Center	Approved Core Curriculum, Teacher Manuals	4957393	\$213.36
4/28/2025	Rainbow Resource Center	Approved Core Curriculum, Teacher Manuals	4956192	\$40.95
4/28/2025	Rainbow Resource Center	Approved Core Curriculum, Teacher Manuals	4957391	\$61.32
4/28/2025	Rainbow Resource Center	Approved Core Curriculum, Teacher Manuals	4957425	\$223.61
4/28/2025	Rainbow Resource Center	Approved Core Curriculum, Teacher Manuals	4956057	\$119.69
4/28/2025	Rainbow Resource Center	Approved Core Curriculum, Teacher Manuals	4957417	\$532.73
4/28/2025	Rainbow Resource Center	Approved Core Curriculum, Teacher Manuals	4957384	\$221.89

Elite Academic Academy - Mountain Empire

4/28/2025	Rainbow Resource Center	Approved Core Curriculum, Teacher Manuals	4957406	\$277.23
4/28/2025	Rainbow Resource Center	Approved Core Curriculum, Teacher Manuals	4956064	\$283.24
4/28/2025	Rainbow Resource Center	Approved Core Curriculum, Teacher Manuals	4957429	\$223.61
4/28/2025	Rainbow Resource Center	Approved Core Curriculum, Teacher Manuals	4956045	\$319.18
4/28/2025	Rainbow Resource Center	Approved Core Curriculum, Teacher Manuals	4957390	\$109.56
4/28/2025	Rainbow Resource Center	Approved Core Curriculum, Teacher Manuals	4956204	\$189.74
4/28/2025	Rainbow Resource Center	Approved Core Curriculum, Teacher Manuals	4957381	\$563.14
4/28/2025	Rainbow Resource Center	Approved Core Curriculum, Teacher Manuals	4958851	\$191.58
4/28/2025	Rainbow Resource Center	Approved Core Curriculum, Teacher Manuals	4958612	\$397.21
4/28/2025	Rainbow Resource Center	Approved Core Curriculum, Teacher Manuals	4958856	\$52.22
4/28/2025	Rainbow Resource Center	Approved Core Curriculum, Teacher Manuals	4964627	\$130.09
4/28/2025	Rainbow Resource Center	Approved Core Curriculum, Teacher Manuals	4964631	\$158.79
4/28/2025	Rainbow Resource Center	Approved Core Curriculum, Teacher Manuals	4964552	\$20.50
4/28/2025	Rainbow Resource Center	Approved Core Curriculum, Teacher Manuals	4964634	\$98.20
4/28/2025	Rainbow Resource Center	Approved Core Curriculum, Teacher Manuals	4964523	\$40.79
4/28/2025	Rainbow Resource Center	Approved Core Curriculum, Teacher Manuals	4964633	\$277.51
4/28/2025	Rainbow Resource Center	Approved Core Curriculum, Teacher Manuals	4964536	\$94.34
4/28/2025	Rainbow Resource Center	Approved Core Curriculum, Teacher Manuals	4964632	\$93.23
4/28/2025	Rainbow Resource Center	Approved Core Curriculum, Teacher Manuals	4964630	\$94.34
4/28/2025	Rainbow Resource Center	Approved Core Curriculum, Teacher Manuals	4964607	\$126.53
4/28/2025	Rainbow Resource Center	Approved Core Curriculum, Teacher Manuals	4965356	\$40.95
4/28/2025	Rainbow Resource Center	Approved Core Curriculum, Teacher Manuals	4965345	\$37.13
4/28/2025	Rainbow Resource Center	Approved Core Curriculum, Teacher Manuals	4965375	\$233.49
4/28/2025	Rainbow Resource Center	Approved Core Curriculum, Teacher Manuals	4965397	\$186.38
4/28/2025	Rainbow Resource Center	Approved Core Curriculum, Teacher Manuals	4965399	\$282.25
4/28/2025	Rainbow Resource Center	Approved Core Curriculum, Teacher Manuals	4965400	\$202.68
4/28/2025	Rainbow Resource Center	Approved Core Curriculum, Teacher Manuals	4965358	\$268.00
4/28/2025	Rainbow Resource Center	Approved Core Curriculum, Teacher Manuals	4965352	\$147.08
4/28/2025	Rainbow Resource Center	Approved Core Curriculum, Teacher Manuals	4965355	\$330.64
4/28/2025	Rainbow Resource Center	Approved Core Curriculum, Teacher Manuals	4965348	\$55.34
4/28/2025	Rainbow Resource Center	Approved Core Curriculum, Teacher Manuals	4965396	\$186.38
4/28/2025	Rainbow Resource Center	Approved Core Curriculum, Teacher Manuals	4965353	\$169.16
4/28/2025	Rainbow Resource Center	Approved Core Curriculum, Teacher Manuals	4965350	\$24.22
4/28/2025	Rainbow Resource Center	Approved Core Curriculum, Teacher Manuals	4965379	\$235.32

Warrant Register: April 26, 2025 - June 5, 2025, April Credit Card Charges

Elite Academic Academy - Mountain Empire

4/28/2025	Rainbow Resource Center	Approved Core Curriculum, Teacher Manuals	4967872	\$104.26
4/28/2025	Rainbow Resource Center	Approved Core Curriculum, Teacher Manuals	4967895	\$189.95
4/28/2025	Rainbow Resource Center	Approved Core Curriculum, Teacher Manuals	4967074	\$53.83
4/28/2025	Rainbow Resource Center	Approved Core Curriculum, Teacher Manuals	4967057	\$343.66
4/28/2025	Rainbow Resource Center	Approved Core Curriculum, Teacher Manuals	4967858	\$187.57
4/28/2025	Rainbow Resource Center	Approved Core Curriculum, Teacher Manuals	4967071	\$163.67
4/28/2025	Rainbow Resource Center	Approved Core Curriculum, Teacher Manuals	4967056	\$312.99
4/28/2025	Rainbow Resource Center	Approved Core Curriculum, Teacher Manuals	4967075	\$163.67
4/28/2025	Rainbow Resource Center	Approved Core Curriculum, Teacher Manuals	4967817	\$33.90
4/28/2025	Rainbow Resource Center	Approved Core Curriculum, Teacher Manuals	4967063	\$163.67
4/28/2025	Rainbow Resource Center	Approved Core Curriculum, Teacher Manuals	4967822	\$41.10
4/28/2025	Rightstart Math	Approved Core Curriculum, Teacher Manuals	392218	\$43.50
4/28/2025	Rightstart Math	Approved Core Curriculum, Teacher Manuals	392219	\$107.25
4/28/2025	Singapore Math Inc.	Approved Core Curriculum, Teacher Manuals	S360872	\$144.34
4/28/2025	Singapore Math Inc.	Approved Core Curriculum, Teacher Manuals	S362458	\$175.98
4/28/2025	Singapore Math Inc.	Approved Core Curriculum, Teacher Manuals	S362460	\$193.40
4/28/2025	Singapore Math Inc.	Approved Core Curriculum, Teacher Manuals	S362454	\$191.76
4/28/2025	Singapore Math Inc.	Approved Core Curriculum, Teacher Manuals	S362521	\$45.46
4/28/2025	Singapore Math Inc.	Approved Core Curriculum, Teacher Manuals	S362456	\$169.47
4/28/2025	Singapore Math Inc.	Approved Core Curriculum, Teacher Manuals	S362522	\$105.54
4/28/2025	Singapore Math Inc.	Approved Core Curriculum, Teacher Manuals	S362525	\$371.56
4/28/2025	Studies Weekly	Approved Core Curriculum, Teacher Manuals	531370	\$48.88
4/28/2025	Studies Weekly	Approved Core Curriculum, Teacher Manuals	531369	\$48.43
4/28/2025	Studies Weekly	Approved Core Curriculum, Teacher Manuals	531502	\$96.87
4/28/2025	Studies Weekly	Approved Core Curriculum, Teacher Manuals	531497	\$48.88
4/28/2025	Teacher Synergy LLC	Approved Core Curriculum, Teacher Manuals	299193265	\$129.00
4/28/2025	Teaching Textbooks, LLC	Approved Core Curriculum, Teacher Manuals	62347	\$152.45
4/28/2025	Teaching Textbooks, LLC	Approved Core Curriculum, Teacher Manuals	62410	\$58.95
4/28/2025	Team Yurich LLC	Approved Core Curriculum, Teacher Manuals	591EFC56-0007	\$110.00
4/28/2025	Time4Learning	Approved Core Curriculum, Teacher Manuals	8692890	\$119.85
4/28/2025	Woke Homeschooling, Inc	Approved Core Curriculum, Teacher Manuals	201207	\$49.99
4/28/2025	Valley Office Equipment	Copier Lease, Service, Toner & Repair	IN2503-1504	\$16.39
4/28/2025	Acorn Naturalists	Core Teaching/Student Supplies	477556A	\$99.43
4/28/2025	Acorn Naturalists	Core Teaching/Student Supplies	477555A	\$40.02

Elite Academic Academy - Mountain Empire

4/28/2025	Amazon Capital Services, Inc.	Core Teaching/Student Supplies	1NC3-TFXW-Y4WD	\$44.39
4/28/2025	Amazon Capital Services, Inc.	Core Teaching/Student Supplies	11L6-7PW1-X4VD	\$54.76
4/28/2025	Amazon Capital Services, Inc.	Core Teaching/Student Supplies	1N6V-LY47-X9LP	\$25.82
4/28/2025	Amazon Capital Services, Inc.	Core Teaching/Student Supplies	1XJY-LGP3-PGC3	\$365.96
4/28/2025	Amazon Capital Services, Inc.	Core Teaching/Student Supplies	1XLC-V7JF-MQT3	\$41.40
4/28/2025	Amazon Capital Services, Inc.	Core Teaching/Student Supplies	1XJY-LGP3-P6W1	\$125.37
4/28/2025	Amazon Capital Services, Inc.	Core Teaching/Student Supplies	1NHJ-4DPC-TRFY	\$175.11
4/28/2025	Amazon Capital Services, Inc.	Core Teaching/Student Supplies	1KJY-YDG6-XP4T	\$32.29
4/28/2025	Amazon Capital Services, Inc.	Core Teaching/Student Supplies	1J1J-R4TM-Y11D	\$333.74
4/28/2025	Amazon Capital Services, Inc.	Core Teaching/Student Supplies	14Q7-1FQN-T93Y	\$16.13
4/28/2025	Amazon Capital Services, Inc.	Core Teaching/Student Supplies	1J9P-TQL7-VNTW	\$653.09
4/28/2025	Amazon Capital Services, Inc.	Core Teaching/Student Supplies	1D3R-LCJ4-TJXL	\$483.83
4/28/2025	Amazon Capital Services, Inc.	Core Teaching/Student Supplies	19VC-WVJH-37MH	\$50.63
4/28/2025	Amazon Capital Services, Inc.	Core Teaching/Student Supplies	1CFT-9CGT-YJLL	\$15.05
4/28/2025	Amazon Capital Services, Inc.	Core Teaching/Student Supplies	1XLC-V7JF-TV16	\$119.05
4/28/2025	Amazon Capital Services, Inc.	Core Teaching/Student Supplies	11HD-FCT9-1H6J	\$120.37
4/28/2025	Amazon Capital Services, Inc.	Core Teaching/Student Supplies	1XYJ-1KRQ-9NJY	\$94.21
4/28/2025	Amazon Capital Services, Inc.	Core Teaching/Student Supplies	1HD7-RL3K-DPV9	\$52.27
4/28/2025	Amazon Capital Services, Inc.	Core Teaching/Student Supplies	11HD-FCT9-JDNN	\$16.29
4/28/2025	Amazon Capital Services, Inc.	Core Teaching/Student Supplies	13PJ-FKHW-GQXX	\$8.96
4/28/2025	Amazon Capital Services, Inc.	Core Teaching/Student Supplies	1KLT-XCG9-M1GL	\$13.96
4/28/2025	Amazon Capital Services, Inc.	Core Teaching/Student Supplies	1CLN-YVCL-JDY1	\$10.76
4/28/2025	Amazon Capital Services, Inc.	Core Teaching/Student Supplies	1CFY-WWQ3-HP93	\$34.38
4/28/2025	Amazon Capital Services, Inc.	Core Teaching/Student Supplies	1HD7-RL3K-J96T	\$38.78
4/28/2025	Amazon Capital Services, Inc.	Core Teaching/Student Supplies	1V9P-W4KH-C6GG	\$179.80
4/28/2025	Amazon Capital Services, Inc.	Core Teaching/Student Supplies	173J-316Y-1F7F	\$92.25
4/28/2025	Amazon Capital Services, Inc.	Core Teaching/Student Supplies	1J3K-FTQV-C3KN	\$307.28
4/28/2025	Amazon Capital Services, Inc.	Core Teaching/Student Supplies	1J3K-FTQV-7F6D	\$77.44
4/28/2025	Amazon Capital Services, Inc.	Core Teaching/Student Supplies	1R4Y-X4FM-V7VF	\$68.76
4/28/2025	Amazon Capital Services, Inc.	Core Teaching/Student Supplies	1QF1-WMMT-VQ6M	\$23.68
4/28/2025	Amazon Capital Services, Inc.	Core Teaching/Student Supplies	1VYK-C4FV-3WD4	\$228.36
4/28/2025	Amazon Capital Services, Inc.	Core Teaching/Student Supplies	199Q-P1W1-9FHX	\$21.54
4/28/2025	Amazon Capital Services, Inc.	Core Teaching/Student Supplies	19X4-LW3N-6KTR	\$134.06
4/28/2025	Amazon Capital Services, Inc.	Core Teaching/Student Supplies	1GY4-16FW-6L33	\$83.68

Elite Academic Academy - Mountain Empire

4/28/2025	Amazon Capital Services, Inc.	Core Teaching/Student Supplies	13VY-HTJD-XGYC	\$81.84
4/28/2025	Amazon Capital Services, Inc.	Core Teaching/Student Supplies	1YXY-GD6D-VYRH	\$25.83
4/28/2025	Amazon Capital Services, Inc.	Core Teaching/Student Supplies	1Q6G-NDK1-11J6	\$26.93
4/28/2025	Amazon Capital Services, Inc.	Core Teaching/Student Supplies	1D3Q-D6YY-137X	\$61.03
4/28/2025	Amazon Capital Services, Inc.	Core Teaching/Student Supplies	1DRW-CCP9-9QMN	\$9.51
4/28/2025	Amazon Capital Services, Inc.	Core Teaching/Student Supplies	1Q9G-PJ67-3G1T	\$73.26
4/28/2025	Amazon Capital Services, Inc.	Core Teaching/Student Supplies	1JKV-7HL4-3TXY	\$63.76
4/28/2025	Amazon Capital Services, Inc.	Core Teaching/Student Supplies	1VK6-X9GR-C13V	\$14.00
4/28/2025	Amazon Capital Services, Inc.	Core Teaching/Student Supplies	143F-JYRW-7THC	\$8.61
4/28/2025	Amazon Capital Services, Inc.	Core Teaching/Student Supplies	1G7L-YMVG-47RC	\$13.58
4/28/2025	Amazon Capital Services, Inc.	Core Teaching/Student Supplies	1LWG-DR3C-919T	\$54.35
4/28/2025	Amazon Capital Services, Inc.	Core Teaching/Student Supplies	1NRF-9T1Y-7H3K	\$357.25
4/28/2025	Amazon Capital Services, Inc.	Core Teaching/Student Supplies	1PPV-TKTD-19V7	\$51.47
4/28/2025	Amazon Capital Services, Inc.	Core Teaching/Student Supplies	11T9-KQX7-7PP1	\$9.69
4/28/2025	Amazon Capital Services, Inc.	Core Teaching/Student Supplies	1PPV-TKTD-7QFG	\$15.21
4/28/2025	Amazon Capital Services, Inc.	Core Teaching/Student Supplies	1G1W-6D4L-6CX6	\$83.81
4/28/2025	Amazon Capital Services, Inc.	Core Teaching/Student Supplies	1M71-GH9P-44FX	\$13.58
4/28/2025	Amazon Capital Services, Inc.	Core Teaching/Student Supplies	1PPV-TKTD-C6Q1	\$6.44
4/28/2025	Amazon Capital Services, Inc.	Core Teaching/Student Supplies	1XG7-RRQP-9LCD	\$352.55
4/28/2025	Amazon Capital Services, Inc.	Core Teaching/Student Supplies	1JKV-7HL4-4N9K	\$94.58
4/28/2025	Amazon Capital Services, Inc.	Core Teaching/Student Supplies	16H9-TY6N-777L	\$29.69
4/28/2025	Amazon Capital Services, Inc.	Core Teaching/Student Supplies	1LWG-DR3C-9R3G	\$19.24
4/28/2025	Amazon Capital Services, Inc.	Core Teaching/Student Supplies	16XL-939Y-1F9W	\$57.55
4/28/2025	Amazon Capital Services, Inc.	Core Teaching/Student Supplies	1PFV-D7RP-117L	\$47.82
4/28/2025	Amazon Capital Services, Inc.	Core Teaching/Student Supplies	1RLH-L76X-11YD	\$75.76
4/28/2025	Amazon Capital Services, Inc.	Core Teaching/Student Supplies	1PFV-D7RP-61NF	\$37.04
4/28/2025	Amazon Capital Services, Inc.	Core Teaching/Student Supplies	1M1F-6JKC-64CC	\$44.14
4/28/2025	Amazon Capital Services, Inc.	Core Teaching/Student Supplies	1G7L-YMVG-9K6Y	\$78.58
4/28/2025	Amazon Capital Services, Inc.	Core Teaching/Student Supplies	1VFL-P1LG-1KKL	\$16.73
4/28/2025	Amazon Capital Services, Inc.	Core Teaching/Student Supplies	1HX6-TDR1-CHL4	\$42.55
4/28/2025	Amazon Capital Services, Inc.	Core Teaching/Student Supplies	1VK6-X9GR-171C	\$38.37
4/28/2025	Amazon Capital Services, Inc.	Core Teaching/Student Supplies	116P-7R1F-13LK	\$242.50
4/28/2025	Amazon Capital Services, Inc.	Core Teaching/Student Supplies	1RXV-W49W-7QRT	\$9.69
4/28/2025	Amazon Capital Services, Inc.	Core Teaching/Student Supplies	1RLH-L76X-7XQL	\$13.23

Elite Academic Academy - Mountain Empire

4/28/2025	Amazon Capital Services, Inc.	Core Teaching/Student Supplies	1VYD-JGDN-1GQM	\$27.18
4/28/2025	Amazon Capital Services, Inc.	Core Teaching/Student Supplies	1J7M-Y6H7-1GNW	\$35.88
4/28/2025	Amazon Capital Services, Inc.	Core Teaching/Student Supplies	1LV9-R916-1RW6	\$27.75
4/28/2025	Amazon Capital Services, Inc.	Core Teaching/Student Supplies	1NHJ-6N9N-3DMM	\$125.01
4/28/2025	Amazon Capital Services, Inc.	Core Teaching/Student Supplies	1TGK-RR4K-16W4	\$32.61
4/28/2025	Amazon Capital Services, Inc.	Core Teaching/Student Supplies	1QGQ-GJ3M-1K3G	\$28.20
4/28/2025	Amazon Capital Services, Inc.	Core Teaching/Student Supplies	173R-K4W7-1GR1	\$53.70
4/28/2025	Amazon Capital Services, Inc.	Core Teaching/Student Supplies	1N3H-YFP3-1LWV	\$30.44
4/28/2025	Amazon Capital Services, Inc.	Core Teaching/Student Supplies	13NM-79LR-117F	\$41.80
4/28/2025	Amazon Capital Services, Inc.	Core Teaching/Student Supplies	1JH7-7MNH-1K67	\$149.47
4/28/2025	Amazon Capital Services, Inc.	Core Teaching/Student Supplies	1X7M-VFWL-1MM1	\$125.48
4/28/2025	Amazon Capital Services, Inc.	Core Teaching/Student Supplies	1XKH-LC3L-1HTM	\$94.05
4/28/2025	Amazon Capital Services, Inc.	Core Teaching/Student Supplies	1T9K-T449-16Y6	\$139.50
4/28/2025	Amazon Capital Services, Inc.	Core Teaching/Student Supplies	13YF-3RC7-3GJT	\$24.51
4/28/2025	Amazon Capital Services, Inc.	Core Teaching/Student Supplies	1LX1-1V43-19KD	\$78.80
4/28/2025	Amazon Capital Services, Inc.	Core Teaching/Student Supplies	1PJD-CLTY-3K6P	\$61.85
4/28/2025	Amazon Capital Services, Inc.	Core Teaching/Student Supplies	1L6W-R1QY-1W94	\$92.86
4/28/2025	Amazon Capital Services, Inc.	Core Teaching/Student Supplies	16WQ-X6JY-794T	\$106.10
4/28/2025	Amazon Capital Services, Inc.	Core Teaching/Student Supplies	11D6-P1M9-33RV	\$76.16
4/28/2025	Amazon Capital Services, Inc.	Core Teaching/Student Supplies	1YC4-HRFN-1K9P	\$72.08
4/28/2025	Amazon Capital Services, Inc.	Core Teaching/Student Supplies	1RVM-C3CD-1MJ6	\$158.88
4/28/2025	Amazon Capital Services, Inc.	Core Teaching/Student Supplies	1KR4-7QL3-31LJ	\$4.35
4/28/2025	Amazon Capital Services, Inc.	Core Teaching/Student Supplies	1D7W-KG6D-1FNX	\$174.61
4/28/2025	Amazon Capital Services, Inc.	Core Teaching/Student Supplies	17Y7-93XQ-191J	\$86.96
4/28/2025	Amazon Capital Services, Inc.	Core Teaching/Student Supplies	1X7M-VFWL-3V7L	\$26.62
4/28/2025	Amazon Capital Services, Inc.	Core Teaching/Student Supplies	1PG7-YQVC-7GPQ	\$66.56
4/28/2025	Amazon Capital Services, Inc.	Core Teaching/Student Supplies	1RNY-T4HH-717G	\$18.39
4/28/2025	Amazon Capital Services, Inc.	Core Teaching/Student Supplies	1WX1-VNHH-1LVH	\$16.04
4/28/2025	Amazon Capital Services, Inc.	Core Teaching/Student Supplies	1DLG-QVY3-6VDC	\$18.39
4/28/2025	Amazon Capital Services, Inc.	Core Teaching/Student Supplies	1VQY-QXM9-3N44	\$867.63
4/28/2025	Amazon Capital Services, Inc.	Core Teaching/Student Supplies	1C94-1NKF-16CN	\$72.94
4/28/2025	Amazon Capital Services, Inc.	Core Teaching/Student Supplies	1WX4-QNRM-19CC	\$36.78
4/28/2025	Amazon Capital Services, Inc.	Core Teaching/Student Supplies	14WX-KD11-FC1Y	\$318.75
4/28/2025	Amazon Capital Services, Inc.	Core Teaching/Student Supplies	1CKT-9KMC-9GR9	\$21.69

Elite Academic Academy - Mountain Empire

4/28/2025	Amazon Capital Services, Inc.	Core Teaching/Student Supplies	13NM-79LR-DRCV	\$10.76
4/28/2025	Amazon Capital Services, Inc.	Core Teaching/Student Supplies	1KR4-7QL3-DJ3L	\$214.95
4/28/2025	Amazon Capital Services, Inc.	Core Teaching/Student Supplies	14KK-RLTV-DWQX	\$135.32
4/28/2025	Amazon Capital Services, Inc.	Core Teaching/Student Supplies	14WX-KD11-DJH1	\$75.41
4/28/2025	Amazon Capital Services, Inc.	Core Teaching/Student Supplies	1FJJ-K1T1-FRQR	\$37.69
4/28/2025	Amazon Capital Services, Inc.	Core Teaching/Student Supplies	1MFW-3X9M-CNV3	\$147.83
4/28/2025	Amazon Capital Services, Inc.	Core Teaching/Student Supplies	1MGV-XH1L-CRLN	\$93.71
4/28/2025	Amazon Capital Services, Inc.	Core Teaching/Student Supplies	1R3F-R9TH-FHTF	\$113.81
4/28/2025	Amazon Capital Services, Inc.	Core Teaching/Student Supplies	1XJ4-LHQF-CHJX	\$21.73
4/28/2025	Amazon Capital Services, Inc.	Core Teaching/Student Supplies	1D7W-KG6D-C3TG	\$167.18
4/28/2025	Amazon Capital Services, Inc.	Core Teaching/Student Supplies	1TGK-RR4K-JPP3	\$69.02
4/28/2025	Amazon Capital Services, Inc.	Core Teaching/Student Supplies	1N3H-YFP3-KRGN	\$72.04
4/28/2025	Amazon Capital Services, Inc.	Core Teaching/Student Supplies	1TGC-LV7C-KDHK	\$67.23
4/28/2025	Amazon Capital Services, Inc.	Core Teaching/Student Supplies	1WX1-VNHH-MGJ7	\$170.18
4/28/2025	Amazon Capital Services, Inc.	Core Teaching/Student Supplies	1RT6-WPTX-G3QC	\$53.56
4/28/2025	Amazon Capital Services, Inc.	Core Teaching/Student Supplies	1R3F-R9TH-9CP1	\$86.10
4/28/2025	Amazon Capital Services, Inc.	Core Teaching/Student Supplies	1RVM-C3CD-9YDP	\$47.34
4/28/2025	Amazon Capital Services, Inc.	Core Teaching/Student Supplies	1WX4-QNRM-DVJN	\$72.75
4/28/2025	Amazon Capital Services, Inc.	Core Teaching/Student Supplies	1W6K-M6HW-KNVY	\$172.42
4/28/2025	Amazon Capital Services, Inc.	Core Teaching/Student Supplies	1WX4-QNRM-KHMD	\$281.38
4/28/2025	Amazon Capital Services, Inc.	Core Teaching/Student Supplies	1D7W-KG6D-JP1Y	\$8.63
4/28/2025	Amazon Capital Services, Inc.	Core Teaching/Student Supplies	1XT1-NDNN-KF97	\$211.31
4/28/2025	Amazon Capital Services, Inc.	Core Teaching/Student Supplies	11GR-QLDK-KXHN	\$264.63
4/28/2025	Amazon Capital Services, Inc.	Core Teaching/Student Supplies	1D7W-KG6D-JJPT	\$74.31
4/28/2025	Amazon Capital Services, Inc.	Core Teaching/Student Supplies	17KD-KR3M-KHHR	\$153.59
4/28/2025	Amazon Capital Services, Inc.	Core Teaching/Student Supplies	1VYD-JGDN-JHHC	\$127.29
4/28/2025	Amazon Capital Services, Inc.	Core Teaching/Student Supplies	1QKX-74GH-JWY1	\$170.87
4/28/2025	Amazon Capital Services, Inc.	Core Teaching/Student Supplies	14WX-KD11-K1G4	\$67.13
4/28/2025	Amazon Capital Services, Inc.	Core Teaching/Student Supplies	1J7M-Y6H7-JDN3	\$22.36
4/28/2025	Amazon Capital Services, Inc.	Core Teaching/Student Supplies	1R7V-PH3W-KNF1	\$10.76
4/28/2025	Amazon Capital Services, Inc.	Core Teaching/Student Supplies	19PH-WG6T-KCXN	\$52.77
4/28/2025	Amazon Capital Services, Inc.	Core Teaching/Student Supplies	1TKF-7JCC-KCJ4	\$19.38
4/28/2025	Amazon Capital Services, Inc.	Core Teaching/Student Supplies	1KKD-DRMN-JRXJ	\$168.78
4/28/2025	Amazon Capital Services, Inc.	Core Teaching/Student Supplies	1WX1-VNHH-PFG9	\$190.55

Elite Academic Academy - Mountain Empire

4/28/2025	Amazon Capital Services, Inc.	Core Teaching/Student Supplies	1R3F-R9TH-NWYX	\$173.04
4/28/2025	Amazon Capital Services, Inc.	Core Teaching/Student Supplies	173R-K4W7-MPH9	\$138.61
4/28/2025	Amazon Capital Services, Inc.	Core Teaching/Student Supplies	1QGQ-GJ3M-PKTJ	\$179.44
4/28/2025	Amazon Capital Services, Inc.	Core Teaching/Student Supplies	1RVM-C3CD-NJF9	\$10.76
4/28/2025	Amazon Capital Services, Inc.	Core Teaching/Student Supplies	1CKT-9KMC-PCRG	\$27.11
4/28/2025	Amazon Capital Services, Inc.	Core Teaching/Student Supplies	1FJJ-K1T1-MTHT	\$27.06
4/28/2025	Amazon Capital Services, Inc.	Core Teaching/Student Supplies	1J4L-MKYK-NJRG	\$294.15
4/28/2025	Amazon Capital Services, Inc.	Core Teaching/Student Supplies	14LJ-HG1C-1DJP	\$73.32
4/28/2025	Amazon Capital Services, Inc.	Core Teaching/Student Supplies	1KKD-DRMN-NLL3	\$23.75
4/28/2025	Amazon Capital Services, Inc.	Core Teaching/Student Supplies	14W9-3LVM-NP7Q	\$77.42
4/28/2025	Amazon Capital Services, Inc.	Core Teaching/Student Supplies	1QGQ-GJ3M-PPW6	\$196.86
4/28/2025	Amazon Capital Services, Inc.	Core Teaching/Student Supplies	19MF-MQD6-PTVR	\$20.45
4/28/2025	Amazon Capital Services, Inc.	Core Teaching/Student Supplies	1WJT-MKKR-NRG6	\$30.44
4/28/2025	Amazon Capital Services, Inc.	Core Teaching/Student Supplies	14W9-3LVM-NNPQ	\$247.87
4/28/2025	Amazon Capital Services, Inc.	Core Teaching/Student Supplies	1DYH-KHKQ-CNMT	\$47.37
4/28/2025	Amazon Capital Services, Inc.	Core Teaching/Student Supplies	1H9L-FTVJ-F3L7	\$420.16
4/28/2025	Amazon Capital Services, Inc.	Core Teaching/Student Supplies	1Y3F-7GRH-DGJ4	\$28.26
4/28/2025	Amazon Capital Services, Inc.	Core Teaching/Student Supplies	19MQ-J7GL-FKN3	\$65.20
4/28/2025	Amazon Capital Services, Inc.	Core Teaching/Student Supplies	1GJ6-TKPN-FQHC	\$308.22
4/28/2025	Amazon Capital Services, Inc.	Core Teaching/Student Supplies	1WDG-VD4Y-1YY6	\$25.00
4/28/2025	Amazon Capital Services, Inc.	Core Teaching/Student Supplies	1WPT-KY3Y-1D1N	\$63.24
4/28/2025	Amazon Capital Services, Inc.	Core Teaching/Student Supplies	1L94-6HKQ-F1TC	\$137.24
4/28/2025	Amazon Capital Services, Inc.	Core Teaching/Student Supplies	1XDC-9FVK-13NY	\$17.07
4/28/2025	Amazon Capital Services, Inc.	Core Teaching/Student Supplies	1VHQ-GQ7N-F1MF	\$367.12
4/28/2025	Amazon Capital Services, Inc.	Core Teaching/Student Supplies	1HW3-VV6X-FCWF	\$2,094.39
4/28/2025	Amazon Capital Services, Inc.	Core Teaching/Student Supplies	1171-Q77N-NCMF	\$36.91
4/28/2025	Amazon Capital Services, Inc.	Core Teaching/Student Supplies	14RF-NRGT-LCWD	\$451.64
4/28/2025	Amazon Capital Services, Inc.	Core Teaching/Student Supplies	1JNC-TVF9-NKPK	\$79.60
4/28/2025	Amazon Capital Services, Inc.	Core Teaching/Student Supplies	1VP7-T91C-L9QR	\$122.79
4/28/2025	Amazon Capital Services, Inc.	Core Teaching/Student Supplies	1XJF-Y3VD-NV9D	\$145.18
4/28/2025	Amazon Capital Services, Inc.	Core Teaching/Student Supplies	17V7-69YG-PMFL	\$270.18
4/28/2025	Amazon Capital Services, Inc.	Core Teaching/Student Supplies	1V99-QL9W-LXRP	\$22.52
4/28/2025	Amazon Capital Services, Inc.	Core Teaching/Student Supplies	1VPN-FFD4-P7Y1	\$83.40
4/28/2025	Amazon Capital Services, Inc.	Core Teaching/Student Supplies	1VPN-FFD4-MMC9	\$170.79

Elite Academic Academy - Mountain Empire

4/28/2025	Amazon Capital Services, Inc.	Core Teaching/Student Supplies	17C4-4CYV-J1FJ	\$202.44
4/28/2025	Amazon Capital Services, Inc.	Core Teaching/Student Supplies	1G1W-P4PQ-KGKR	\$66.81
4/28/2025	Amazon Capital Services, Inc.	Core Teaching/Student Supplies	1H9L-FTVJ-N6WT	\$110.77
4/28/2025	Amazon Capital Services, Inc.	Core Teaching/Student Supplies	17C4-4CYV-PHNY	\$199.30
4/28/2025	Amazon Capital Services, Inc.	Core Teaching/Student Supplies	1GJ6-TKPN-PR1F	\$40.93
4/28/2025	Amazon Capital Services, Inc.	Core Teaching/Student Supplies	1KD6-TT4D-M7LH	\$59.82
4/28/2025	Amazon Capital Services, Inc.	Core Teaching/Student Supplies	13HP-TYJK-PXL3	\$53.15
4/28/2025	Amazon Capital Services, Inc.	Core Teaching/Student Supplies	1QTC-H4TN-M1PP	\$133.64
4/28/2025	Amazon Capital Services, Inc.	Core Teaching/Student Supplies	1YPT-KN6C-PQLK	\$34.47
4/28/2025	Amazon Capital Services, Inc.	Core Teaching/Student Supplies	1LH1-47FD-MN6C	\$501.71
4/28/2025	Amazon Capital Services, Inc.	Core Teaching/Student Supplies	1Y3F-7GRH-P966	\$204.21
4/28/2025	Amazon Capital Services, Inc.	Core Teaching/Student Supplies	1X44-M6VR-PQ1Y	\$113.48
4/28/2025	Amazon Capital Services, Inc.	Core Teaching/Student Supplies	1GJX-PWPP-QFC9	\$136.73
4/28/2025	Amazon Capital Services, Inc.	Core Teaching/Student Supplies	1WGH-VFLW-PCM4	\$55.83
4/28/2025	Amazon Capital Services, Inc.	Core Teaching/Student Supplies	1XDC-9FVK-PHFV	\$32.31
4/28/2025	Amazon Capital Services, Inc.	Core Teaching/Student Supplies	1PFN-GRPQ-NWGL	\$14.14
4/28/2025	Amazon Capital Services, Inc.	Core Teaching/Student Supplies	1VP7-T91C-K649	\$54.99
4/28/2025	Amazon Capital Services, Inc.	Core Teaching/Student Supplies	1LF6-YNXV-DL7X	\$130.09
4/28/2025	Amazon Capital Services, Inc.	Core Teaching/Student Supplies	1PLH-KXJM-9W6T	\$80.09
4/28/2025	Amazon Capital Services, Inc.	Core Teaching/Student Supplies	1TVW-PV6M-CR64	\$7.60
4/28/2025	Amazon Capital Services, Inc.	Core Teaching/Student Supplies	1YVF-KFQ9-CPXX	\$137.13
4/28/2025	Amazon Capital Services, Inc.	Core Teaching/Student Supplies	1N3T-KYHQ-7QJ1	\$122.44
4/28/2025	Amazon Capital Services, Inc.	Core Teaching/Student Supplies	1KRP-TJ1P-CNJK	\$86.99
4/28/2025	Amazon Capital Services, Inc.	Core Teaching/Student Supplies	141J-N7M1-7466	\$7.53
4/28/2025	Amazon Capital Services, Inc.	Core Teaching/Student Supplies	1H44-33JK-9MLP	\$666.82
4/28/2025	Amazon Capital Services, Inc.	Core Teaching/Student Supplies	1CP7-RCQW-3KTW	\$28.54
4/28/2025	Amazon Capital Services, Inc.	Core Teaching/Student Supplies	1TVW-PV6M-DDJT	\$151.59
4/28/2025	Amazon Capital Services, Inc.	Core Teaching/Student Supplies	1CGT-6CNY-1YN9	\$28.24
4/28/2025	Amazon Capital Services, Inc.	Core Teaching/Student Supplies	19C1-PKG9-CWJ7	\$133.61
4/28/2025	Amazon Capital Services, Inc.	Core Teaching/Student Supplies	1F4J-7DVH-9X6Q	\$47.18
4/28/2025	Amazon Capital Services, Inc.	Core Teaching/Student Supplies	16TQ-QPFY-4PVC	\$5.81
4/28/2025	Amazon Capital Services, Inc.	Core Teaching/Student Supplies	1QWM-MWHL-DCC6	\$40.55
4/28/2025	Amazon Capital Services, Inc.	Core Teaching/Student Supplies	1RRN-9JP9-CXK7	\$15.76
4/28/2025	Amazon Capital Services, Inc.	Core Teaching/Student Supplies	1CGT-6CNY-6Q3H	\$8.15

Elite Academic Academy - Mountain Empire

4/28/2025	Amazon Capital Services, Inc.	Core Teaching/Student Supplies	1L94-THKR-7V7N	\$7.53
4/28/2025	Amazon Capital Services, Inc.	Core Teaching/Student Supplies	1RN6-VWGP-CDCL	\$21.74
4/28/2025	Amazon Capital Services, Inc.	Core Teaching/Student Supplies	1QWM-MWHL-CM3D	\$90.68
4/28/2025	Amazon Capital Services, Inc.	Core Teaching/Student Supplies	1RRN-9JP9-CL7C	\$19.36
4/28/2025	Amazon Capital Services, Inc.	Core Teaching/Student Supplies	1CMQ-GK36-CLJH	\$96.88
4/28/2025	Amazon Capital Services, Inc.	Core Teaching/Student Supplies	1L94-THKR-C3XQ	\$45.71
4/28/2025	Amazon Capital Services, Inc.	Core Teaching/Student Supplies	1N3T-KYHQ-9FJD	\$21.53
4/28/2025	Amazon Capital Services, Inc.	Core Teaching/Student Supplies	1MLD-X1R9-DDWQ	\$54.89
4/28/2025	Amazon Capital Services, Inc.	Core Teaching/Student Supplies	1RGG-PMMM-7M1J	\$43.50
4/28/2025	Amazon Capital Services, Inc.	Core Teaching/Student Supplies	17WQ-H1HF-16XF	\$57.99
4/28/2025	Amazon Capital Services, Inc.	Core Teaching/Student Supplies	1WTP-4YG9-CQHQ	\$18.48
4/28/2025	Amazon Capital Services, Inc.	Core Teaching/Student Supplies	11HR-7CYL-96RC	\$46.75
4/28/2025	Amazon Capital Services, Inc.	Core Teaching/Student Supplies	16KN-X66R-CQGC	\$7.60
4/28/2025	Amazon Capital Services, Inc.	Core Teaching/Student Supplies	1MLD-X1R9-CLVN	\$96.78
4/28/2025	Amazon Capital Services, Inc.	Core Teaching/Student Supplies	16KN-X66R-CVTC	\$195.25
4/28/2025	Amazon Capital Services, Inc.	Core Teaching/Student Supplies	11HR-7CYL-4HPG	\$14.00
4/28/2025	Amazon Capital Services, Inc.	Core Teaching/Student Supplies	1CGT-6CNY-CC1Q	\$110.97
4/28/2025	Amazon Capital Services, Inc.	Core Teaching/Student Supplies	17DG-X1LC-1WLN	\$39.69
4/28/2025	Amazon Capital Services, Inc.	Core Teaching/Student Supplies	1NM9-9MHJ-6TPC	\$30.61
4/28/2025	Amazon Capital Services, Inc.	Core Teaching/Student Supplies	1NM9-9MHJ-1Y9D	\$73.90
4/28/2025	Amazon Capital Services, Inc.	Core Teaching/Student Supplies	1W3W-T4JX-7419	\$47.92
4/28/2025	Amazon Capital Services, Inc.	Core Teaching/Student Supplies	1QRJ-WNQL-1Y9K	\$46.29
4/28/2025	Amazon Capital Services, Inc.	Core Teaching/Student Supplies	1VJL-49QM-3QWQ	\$39.39
4/28/2025	Amazon Capital Services, Inc.	Core Teaching/Student Supplies	1LL6-7DT9-1HHK	\$5.38
4/28/2025	Amazon Capital Services, Inc.	Core Teaching/Student Supplies	1RY9-LYX9-4FFR	\$195.83
4/28/2025	Amazon Capital Services, Inc.	Core Teaching/Student Supplies	14DM-N4KT-4MCD	\$131.13
4/28/2025	Amazon Capital Services, Inc.	Core Teaching/Student Supplies	1D7G-JJRP-1RGX	\$830.48
4/28/2025	Amazon Capital Services, Inc.	Core Teaching/Student Supplies	1WM9-L7FK-1RFV	\$52.54
4/28/2025	Amazon Capital Services, Inc.	Core Teaching/Student Supplies	1L3Y-F337-4FKX	\$250.85
4/28/2025	Amazon Capital Services, Inc.	Core Teaching/Student Supplies	1YX6-X4GF-3RK6	\$110.20
4/28/2025	Amazon Capital Services, Inc.	Core Teaching/Student Supplies	1RY9-LYX9-4JPX	\$67.17
4/28/2025	Amazon Capital Services, Inc.	Core Teaching/Student Supplies	1467-WF9R-7FWR	\$212.33
4/28/2025	Amazon Capital Services, Inc.	Core Teaching/Student Supplies	1M76-D4F4-4X76	\$329.72
4/28/2025	Amazon Capital Services, Inc.	Core Teaching/Student Supplies	1M76-D4F4-44RR	\$17.23

Warrant Register: April 26, 2025 - June 5, 2025, April Credit Card Charges

Elite Academic Academy - Mountain Empire

4/28/2025	Amazon Capital Services, Inc.	Core Teaching/Student Supplies	13CL-FF7L-1DD7	\$55.89
4/28/2025	Amazon Capital Services, Inc.	Core Teaching/Student Supplies	1HWL-XYMY-GP3R	\$138.19
4/28/2025	Amazon Capital Services, Inc.	Core Teaching/Student Supplies	13WD-3TQQ-DK7H	\$147.32
4/28/2025	Amazon Capital Services, Inc.	Core Teaching/Student Supplies	1T6Y-6P6Y-GM4G	\$9.99
4/28/2025	Amazon Capital Services, Inc.	Core Teaching/Student Supplies	1MWT-QPJY-FPC1	\$30.14
4/28/2025	Amazon Capital Services, Inc.	Core Teaching/Student Supplies	1MK1-QQGQ-J3KR	\$107.58
4/28/2025	Amazon Capital Services, Inc.	Core Teaching/Student Supplies	1HWL-XYMY-H7HH	\$189.34
4/28/2025	Amazon Capital Services, Inc.	Core Teaching/Student Supplies	1KXY-DVLR-G974	\$41.30
4/28/2025	Amazon Capital Services, Inc.	Core Teaching/Student Supplies	11TD-PWF4-H633	\$137.83
4/28/2025	Amazon Capital Services, Inc.	Core Teaching/Student Supplies	1T4P-9PDG-LFW4	\$81.31
4/28/2025	Amazon Capital Services, Inc.	Core Teaching/Student Supplies	11TD-PWF4-LFVX	\$128.80
4/28/2025	Amazon Capital Services, Inc.	Core Teaching/Student Supplies	1LD9-FPD1-LLDK	\$203.26
4/28/2025	Amazon Capital Services, Inc.	Core Teaching/Student Supplies	1RRH-XP39-KWNC	\$30.72
4/28/2025	Amazon Capital Services, Inc.	Core Teaching/Student Supplies	1L3Y-F337-LHFC	\$216.32
4/28/2025	Amazon Capital Services, Inc.	Core Teaching/Student Supplies	1PRV-C3HV-LRKV	\$97.41
4/28/2025	Amazon Capital Services, Inc.	Core Teaching/Student Supplies	11RX-YGC9-MF3W	\$417.29
4/28/2025	Amazon Capital Services, Inc.	Core Teaching/Student Supplies	1WXW-1R7J-KYW3	\$231.33
4/28/2025	Amazon Capital Services, Inc.	Core Teaching/Student Supplies	1KKR-CCTP-LWPD	\$43.09
4/28/2025	Amazon Capital Services, Inc.	Core Teaching/Student Supplies	1FX4-G9GR-QNNW	\$858.09
4/28/2025	Amazon Capital Services, Inc.	Core Teaching/Student Supplies	1MWT-QPJY-R1GL	\$130.50
4/28/2025	Amazon Capital Services, Inc.	Core Teaching/Student Supplies	16R1-QXLL-RFGP	\$140.14
4/28/2025	Amazon Capital Services, Inc.	Core Teaching/Student Supplies	1VTC-9HXP-NVW1	\$561.15
4/28/2025	Amazon Capital Services, Inc.	Core Teaching/Student Supplies	1YX6-X4GF-T6TN	\$107.61
4/28/2025	Amazon Capital Services, Inc.	Core Teaching/Student Supplies	1T6Y-6P6Y-PRCC	\$86.30
4/28/2025	Amazon Capital Services, Inc.	Core Teaching/Student Supplies	1RRH-XP39-HTG4	\$20.14
4/28/2025	Amazon Capital Services, Inc.	Core Teaching/Student Supplies	1JWP-NTDJ-HRP1	\$107.18
4/28/2025	Amazon Capital Services, Inc.	Core Teaching/Student Supplies	1WM9-L7FK-HKCH	\$22.20
4/28/2025	Amazon Capital Services, Inc.	Core Teaching/Student Supplies	11QQ-XTWD-H79P	\$8.39
4/28/2025	Amazon Capital Services, Inc.	Core Teaching/Student Supplies	1LL6-7DT9-FQM7	\$206.58
4/28/2025	Amazon Capital Services, Inc.	Core Teaching/Student Supplies	1GWD-G1Y6-FPP1	\$342.37
4/28/2025	Amazon Capital Services, Inc.	Core Teaching/Student Supplies	1YX6-X4GF-GCCK	\$143.31
4/28/2025	Amazon Capital Services, Inc.	Core Teaching/Student Supplies	1N4K-K79Y-JCFD	\$609.37
4/28/2025	Amazon Capital Services, Inc.	Core Teaching/Student Supplies	1FX4-G9GR-GYHQ	\$22.20
4/28/2025	Amazon Capital Services, Inc.	Core Teaching/Student Supplies	1WM9-L7FK-HCVJ	\$51.69

Elite Academic Academy - Mountain Empire

4/28/2025	Amazon Capital Services, Inc.	Core Teaching/Student Supplies	1TG3-LGXP-CYPL	\$21.95
4/28/2025	Amazon Capital Services, Inc.	Core Teaching/Student Supplies	1TG3-LGXP-HPV7	\$282.62
4/28/2025	Amazon Capital Services, Inc.	Core Teaching/Student Supplies	1MK1-QQGQ-RKHW	\$41.30
4/28/2025	Amazon Capital Services, Inc.	Core Teaching/Student Supplies	14DM-N4KT-TQHG	\$286.45
4/28/2025	Amazon Capital Services, Inc.	Core Teaching/Student Supplies	13C9-GRPF-QXF1	\$320.90
4/28/2025	Amazon Capital Services, Inc.	Core Teaching/Student Supplies	19WK-M3HY-QL93	\$298.53
4/28/2025	Amazon Capital Services, Inc.	Core Teaching/Student Supplies	1XNJ-P11H-R1PN	\$651.79
4/28/2025	Amazon Capital Services, Inc.	Core Teaching/Student Supplies	1DG7-MKFP-6GMX	\$43.09
4/28/2025	Amazon Capital Services, Inc.	Core Teaching/Student Supplies	1JXW-DXMK-D7KT	\$16.21
4/28/2025	Amazon Capital Services, Inc.	Core Teaching/Student Supplies	1RRH-XP39-W3R4	\$159.00
4/28/2025	Amazon Capital Services, Inc.	Core Teaching/Student Supplies	1XQX-JHX6-C4RC	\$225.11
4/28/2025	Amazon Capital Services, Inc.	Core Teaching/Student Supplies	1HW3-VV6X-X64W	\$138.81
4/28/2025	Amazon Capital Services, Inc.	Core Teaching/Student Supplies	1KC9-CN31-7QFW	\$242.53
4/28/2025	Amazon Capital Services, Inc.	Core Teaching/Student Supplies	1JWP-NTDJ-XMMD	\$243.37
4/28/2025	Amazon Capital Services, Inc.	Core Teaching/Student Supplies	1VTC-9HXP-XXMX	\$146.04
4/28/2025	Amazon Capital Services, Inc.	Core Teaching/Student Supplies	1QHP-3NM9-7MCC	\$52.34
4/28/2025	Amazon Capital Services, Inc.	Core Teaching/Student Supplies	1HNT-V1XV-CGDN	\$27.35
4/28/2025	Amazon Capital Services, Inc.	Core Teaching/Student Supplies	1JT6-4DMT-C3W1	\$555.26
4/28/2025	Amazon Capital Services, Inc.	Core Teaching/Student Supplies	1XCN-GKCR-39PT	\$16.15
4/28/2025	Amazon Capital Services, Inc.	Core Teaching/Student Supplies	1CRJ-1FTM-7N9V	\$226.26
4/28/2025	Amazon Capital Services, Inc.	Core Teaching/Student Supplies	1CD4-31MD-9FF4	\$33.94
4/28/2025	Amazon Capital Services, Inc.	Core Teaching/Student Supplies	13PF-RRHC-JV7T	\$217.40
4/28/2025	Amazon Capital Services, Inc.	Core Teaching/Student Supplies	1RMG-W94C-LLJP	\$99.90
4/28/2025	Amazon Capital Services, Inc.	Core Teaching/Student Supplies	1CD4-31MD-L719	\$39.03
4/28/2025	Amazon Capital Services, Inc.	Core Teaching/Student Supplies	1VDD-TGN9-MFJF	\$73.61
4/28/2025	Amazon Capital Services, Inc.	Core Teaching/Student Supplies	1FWH-JY9M-9TJJ	\$922.07
4/28/2025	Amazon Capital Services, Inc.	Core Teaching/Student Supplies	1VDD-TGN9-KW9J	\$24.89
4/28/2025	Amazon Capital Services, Inc.	Core Teaching/Student Supplies	1VXM-WKT1-GFF3	\$78.75
4/28/2025	Amazon Capital Services, Inc.	Core Teaching/Student Supplies	1JT6-4DMT-N9KT	\$453.01
4/28/2025	Amazon Capital Services, Inc.	Core Teaching/Student Supplies	173K-RCQR-JNXV	\$107.61
4/28/2025	Amazon Capital Services, Inc.	Core Teaching/Student Supplies	1DWG-L4LX-MCQG	\$106.77
4/28/2025	Amazon Capital Services, Inc.	Core Teaching/Student Supplies	1CD4-31MD-HQW7	\$200.08
4/28/2025	Amazon Capital Services, Inc.	Core Teaching/Student Supplies	1QLN-HL96-GF96	\$350.62
4/28/2025	Amazon Capital Services, Inc.	Core Teaching/Student Supplies	1NPX-FP6F-L3GC	\$56.54

Elite Academic Academy - Mountain Empire

4/28/2025	Amazon Capital Services, Inc.	Core Teaching/Student Supplies	1QLN-HL96-N3VM	\$26.79
4/28/2025	Amazon Capital Services, Inc.	Core Teaching/Student Supplies	173K-RCQR-CKCR	\$50.00
4/28/2025	Amazon Capital Services, Inc.	Core Teaching/Student Supplies	1N6Q-C6RR-LR1N	\$23.60
4/28/2025	Amazon Capital Services, Inc.	Core Teaching/Student Supplies	19MP-TCVN-CHMM	\$20.03
4/28/2025	Amazon Capital Services, Inc.	Core Teaching/Student Supplies	1QGY-7DTN-L6JL	\$54.31
4/28/2025	Amazon Capital Services, Inc.	Core Teaching/Student Supplies	1QX1-WM1V-MHLJ	\$184.10
4/28/2025	Amazon Capital Services, Inc.	Core Teaching/Student Supplies	1NRM-V7CR-L94N	\$7.60
4/28/2025	Amazon Capital Services, Inc.	Core Teaching/Student Supplies	173K-RCQR-J1XJ	\$7.60
4/28/2025	Amazon Capital Services, Inc.	Core Teaching/Student Supplies	1KLH-6N4Q-LH4K	\$318.48
4/28/2025	Amazon Capital Services, Inc.	Core Teaching/Student Supplies	13MH-6TLQ-V4T3	\$18.46
4/28/2025	Amazon Capital Services, Inc.	Core Teaching/Student Supplies	1V9J-9CXQ-WWHL	\$216.06
4/28/2025	Amazon Capital Services, Inc.	Core Teaching/Student Supplies	1GRR-C6JT-V3YD	\$16.69
4/28/2025	Amazon Capital Services, Inc.	Core Teaching/Student Supplies	13PF-RRHC-TQFW	\$13.99
4/28/2025	Amazon Capital Services, Inc.	Core Teaching/Student Supplies	19CG-39NQ-6LV6	\$95.45
4/28/2025	Amazon Capital Services, Inc.	Core Teaching/Student Supplies	1DRM-PJRL-CFNL	\$97.86
4/28/2025	Amazon Capital Services, Inc.	Core Teaching/Student Supplies	1N1G-YNCK-DNVK	\$216.49
4/28/2025	Amazon Capital Services, Inc.	Core Teaching/Student Supplies	179T-TD4M-1XWC	\$84.17
4/28/2025	Amazon Capital Services, Inc.	Core Teaching/Student Supplies	1PCG-DKGV-X44P	\$29.35
4/28/2025	Amazon Capital Services, Inc.	Core Teaching/Student Supplies	1P1Y-36G1-YPF6	\$52.23
4/28/2025	Amazon Capital Services, Inc.	Core Teaching/Student Supplies	19LF-V96W-PKGP	\$155.15
4/28/2025	Amazon Capital Services, Inc.	Core Teaching/Student Supplies	1DNQ-V7LT-L3YT	\$38.42
4/28/2025	Amazon Capital Services, Inc.	Core Teaching/Student Supplies	17KF-K14J-K9XP	\$22.61
4/28/2025	Amazon Capital Services, Inc.	Core Teaching/Student Supplies	1MP6-CV3N-6TCF	\$32.30
4/28/2025	Amazon Capital Services, Inc.	Core Teaching/Student Supplies	1K1K-7TD3-V6P3	\$79.55
4/28/2025	Angel Bareno-Egan	Core Teaching/Student Supplies	BAR032825b	\$322.60
4/28/2025	Blick Art Materials	Core Teaching/Student Supplies	5141814	\$223.38
4/28/2025	Blick Art Materials	Core Teaching/Student Supplies	5190569	\$133.04
4/28/2025	Blick Art Materials	Core Teaching/Student Supplies	5194729	\$86.18
4/28/2025	Blick Art Materials	Core Teaching/Student Supplies	5197892	\$36.11
4/28/2025	Blick Art Materials	Core Teaching/Student Supplies	5194856	\$169.69
4/28/2025	Erika Corral	Core Teaching/Student Supplies	COR033125	\$29.99
4/28/2025	I'm The Chef Too, LLC	Core Teaching/Student Supplies	1094	\$178.55
4/28/2025	KiwiCo, Inc.	Core Teaching/Student Supplies	KE-998AEF7D03252558	\$87.28
4/28/2025	KiwiCo, Inc.	Core Teaching/Student Supplies	KE-B13BF5E903272517	\$118.42

Elite Academic Academy - Mountain Empire

4/28/2025	KiwiCo, Inc.	Core Teaching/Student Supplies	KE-5C89D8DB03272508	\$91.43
4/28/2025	KiwiCo, Inc.	Core Teaching/Student Supplies	KE-B57661D603312526	\$86.64
4/28/2025	KiwiCo, Inc.	Core Teaching/Student Supplies	KE-678D342803312521	\$72.49
4/28/2025	KiwiCo, Inc.	Core Teaching/Student Supplies	KE-6DDD156A03312555	\$240.50
4/28/2025	KiwiCo, Inc.	Core Teaching/Student Supplies	KE-20B7FB3603312519	\$87.28
4/28/2025	KiwiCo, Inc.	Core Teaching/Student Supplies	KE-94F73DFA03312541	\$152.74
4/28/2025	KiwiCo, Inc.	Core Teaching/Student Supplies	KE-23DCD11C03312541	\$149.75
4/28/2025	KiwiCo, Inc.	Core Teaching/Student Supplies	KE-5F410A1503312518	\$85.07
4/28/2025	KiwiCo, Inc.	Core Teaching/Student Supplies	KE-876112E303312533	\$90.46
4/28/2025	KiwiCo, Inc.	Core Teaching/Student Supplies	KE-8F858F0803312559	\$87.28
4/28/2025	Lakeshore Learning Materials	Core Teaching/Student Supplies	90528472	\$24.54
4/28/2025	Lakeshore Learning Materials	Core Teaching/Student Supplies	90528471	\$74.09
4/28/2025	Lakeshore Learning Materials	Core Teaching/Student Supplies	90561045	\$17.83
4/28/2025	Lakeshore Learning Materials	Core Teaching/Student Supplies	90561042	\$426.25
4/28/2025	Lakeshore Learning Materials	Core Teaching/Student Supplies	90561039	\$61.86
4/28/2025	Lakeshore Learning Materials	Core Teaching/Student Supplies	90561043	\$73.03
4/28/2025	Lakeshore Learning Materials	Core Teaching/Student Supplies	90561038	\$99.38
4/28/2025	Lakeshore Learning Materials	Core Teaching/Student Supplies	90561040	\$91.56
4/28/2025	Laura Ramirez	Core Teaching/Student Supplies	RAM040225	\$25.00
4/28/2025	Lego Education	Core Teaching/Student Supplies	1190648766	\$608.89
4/28/2025	Lego Education	Core Teaching/Student Supplies	1190648764	\$288.72
4/28/2025	Lego Education	Core Teaching/Student Supplies	1190648762	\$187.00
4/28/2025	Lego Education	Core Teaching/Student Supplies	1190648765	\$189.38
4/28/2025	Mercurius USA Inc.	Core Teaching/Student Supplies	20554	\$38.10
4/28/2025	My ZOO Box	Core Teaching/Student Supplies	4B9B26BD-0034	\$113.85
4/28/2025	Nature-Watch	Core Teaching/Student Supplies	222850A	\$14.40
4/28/2025	Nature-Watch	Core Teaching/Student Supplies	222903A	\$315.86
4/28/2025	Rainbow Resource Center	Core Teaching/Student Supplies	4945820	\$385.31
4/28/2025	Rainbow Resource Center	Core Teaching/Student Supplies	4945793	\$728.91
4/28/2025	Rainbow Resource Center	Core Teaching/Student Supplies	4965389	\$117.84
4/28/2025	Rainbow Resource Center	Core Teaching/Student Supplies	4965359	\$50.95
4/28/2025	Rainbow Resource Center	Core Teaching/Student Supplies	4965349	\$22.15
4/28/2025	Rainbow Resource Center	Core Teaching/Student Supplies	4965347	\$235.76
4/28/2025	Rainbow Resource Center	Core Teaching/Student Supplies	4967884	\$39.92

Elite Academic Academy - Mountain Empire

4/28/2025	Shamuel Nuas	Core Teaching/Student Supplies	NUA040225	\$59.44
4/28/2025	T is for Tot	Core Teaching/Student Supplies	1064	\$165.88
4/28/2025	A+ In Home Tutors dba Firefly Tutor	Educational Services	7010571164	\$150.00
4/28/2025	A+ Tutoring	Educational Services	7010573303	\$840.00
4/28/2025	A+ Tutoring	Educational Services	7010571166	\$630.00
4/28/2025	ATH Academy	Educational Services	7010565020	\$180.00
4/28/2025	Academy of Music and Arts - Murrie	Educational Services	7010565002	\$963.50
4/28/2025	Adelaida Abner	Educational Services	ABN040225	\$180.00
4/28/2025	Alan Pearce	Educational Services	PEA033125	\$52.50
4/28/2025	Alan Pearce	Educational Services	PEA040225	\$370.00
4/28/2025	Alicia Larson	Educational Services	LAR033125	\$260.73
4/28/2025	Alicia M Ferreira Studios	Educational Services	7010565004	\$420.00
4/28/2025	Alicia Topping	Educational Services	TOP040325	\$130.00
4/28/2025	Alicia Topping	Educational Services	TOP040325a	\$190.00
4/28/2025	All Things Music	Educational Services	7010565006	\$550.00
4/28/2025	Amanda Sato	Educational Services	SAT040225	\$39.00
4/28/2025	Amber Willis	Educational Services	WIL040125	\$240.00
4/28/2025	Andres Yee	Educational Services	YEE032825	\$200.00
4/28/2025	Andres Yee	Educational Services	YEE032825a	\$160.00
4/28/2025	Andres Yee	Educational Services	YEE032825b	\$40.00
4/28/2025	Angel Bareno-Egan	Educational Services	BAR032825a	\$160.00
4/28/2025	Angel Bareno-Egan	Educational Services	BAR032825	\$160.00
4/28/2025	Anton Butenko	Educational Services	BUT032825	\$236.00
4/28/2025	April Holemo	Educational Services	HOL032825	\$50.00
4/28/2025	Archofacts Archaeology for Kids	Educational Services	7010571174	\$83.33
4/28/2025	Ashley Disharoon	Educational Services	DIS040225b	\$320.00
4/28/2025	Ashley Disharoon	Educational Services	DIS040225	\$320.00
4/28/2025	Ashley Disharoon	Educational Services	DIS040225a	\$320.00
4/28/2025	Blue Lotus Nature School	Educational Services	7010571178	\$495.00
4/28/2025	Branche Jones	Educational Services	137	\$1,500.00
4/28/2025	Breeaana Torres	Educational Services	TOR033125	\$89.00
4/28/2025	Bryan Thunstrom	Educational Services	THU033125	\$175.00
4/28/2025	Bryan Thunstrom	Educational Services	THU033125a	\$175.00
4/28/2025	Buzzy Mae Music Academy	Educational Services	7010568586	\$155.00

Warrant Register: April 26, 2025 - June 5, 2025, April Credit Card Charges

Elite Academic Academy - Mountain Empire

4/28/2025	CADA	Educational Services	163379	\$150.00
4/28/2025	Candace Nielson	Educational Services	NIE040125b	\$225.00
4/28/2025	Candace Nielson	Educational Services	NIE040125d	\$225.00
4/28/2025	Candace Nielson	Educational Services	NIE040125a	\$225.00
4/28/2025	Candace Nielson	Educational Services	NIE040125	\$100.00
4/28/2025	Candace Nielson	Educational Services	NIE040125c	\$225.00
4/28/2025	Candace Nielson	Educational Services	NIE040225	\$75.00
4/28/2025	Candace Nielson	Educational Services	NIE040325	\$130.00
4/28/2025	Candace Nielson	Educational Services	NIE040325a	\$110.50
4/28/2025	Candace Nielson	Educational Services	NIE040325c	\$71.25
4/28/2025	Candace Nielson	Educational Services	NIE040325b	\$91.00
4/28/2025	Charlotte Littlehales	Educational Services	7010568717	\$379.00
4/28/2025	Chelsea Price	Educational Services	PRI032825	\$99.00
4/28/2025	Chelsea Price	Educational Services	PRI040325a	\$199.00
4/28/2025	Chelsea Price	Educational Services	PRI040325	\$145.83
4/28/2025	Christian Biscaro	Educational Services	BIS032825	\$78.20
4/28/2025	Coastal Music Studios	Educational Services	7010568590	\$1,335.00
4/28/2025	Creative Solutions Tutoring	Educational Services	7010568595	\$544.00
4/28/2025	Creative Stem and Arts	Educational Services	7010565048	\$450.00
4/28/2025	Cristina Angulo	Educational Services	ANG040325a	\$300.00
4/28/2025	Cristina Angulo	Educational Services	ANG040325	\$280.00
4/28/2025	Danyelle Dale	Educational Services	DAL032825	\$66.00
4/28/2025	Danyelle Dale	Educational Services	DAL033125	\$520.00
4/28/2025	David Barnes	Educational Services	7010568597	\$480.00
4/28/2025	Deanna Do Nascimento	Educational Services	DON033125	\$212.50
4/28/2025	Delta Learning Space	Educational Services	7010565050	\$269.50
4/28/2025	Delynn Susan Heid	Educational Services	7010568631	\$400.00
4/28/2025	Delynn Susan Heid	Educational Services	7010571199	\$105.00
4/28/2025	Eddie Khoury	Educational Services	KHO032825	\$399.00
4/28/2025	Elena Lemmon	Educational Services	LEM032825	\$174.00
4/28/2025	Elena Lemmon	Educational Services	LEM040225	\$225.00
4/28/2025	Elizabeth Magoon	Educational Services	MAG040325	\$124.16
4/28/2025	Elizabeth Magoon	Educational Services	MAG040325a	\$124.16
4/28/2025	Elizabeth Magoon	Educational Services	MAG040325b	\$124.16

Elite Academic Academy - Mountain Empire

4/28/2025	Endeavor Gymnastics	Educational Services	7010571192	\$118.00
4/28/2025	Erika Lupo	Educational Services	LUP040125	\$150.00
4/28/2025	Fallbrook Gymnastics Club	Educational Services	7010565077	\$611.30
4/28/2025	Friends of Willow Tree	Educational Services	7010571196	\$15,079.39
4/28/2025	Gathered Oak LLC	Educational Services	7010568620	\$2,417.86
4/28/2025	Gina Valdez	Educational Services	VAL040325	\$686.50
4/28/2025	Giordano's ATA Martial Arts	Educational Services	7010568627	\$150.00
4/28/2025	Gum Tree Nature Camp	Educational Services	7010565079	\$1,806.40
4/28/2025	Gymninny Kids Inc	Educational Services	7010565261	\$1,487.00
4/28/2025	Head2Heart Partners in Education	Educational Services	7010573329	\$2,250.00
4/28/2025	Hollywood Music - SD County	Educational Services	7010583880	\$255.00
4/28/2025	Hope for Reading*	Educational Services	7010565082	\$100.00
4/28/2025	Isela Sanchez	Educational Services	SAN032825	\$52.00
4/28/2025	Jason Koons	Educational Services	KOO040325	\$160.00
4/28/2025	Jena Pomeroy	Educational Services	POM040125	\$66.67
4/28/2025	Jennifer Farris	Educational Services	FAR040325	\$516.70
4/28/2025	Jennifer Flood	Educational Services	FLO040125a	\$57.50
4/28/2025	Jennifer Flood	Educational Services	FLO040125b	\$57.50
4/28/2025	Jennifer Flood	Educational Services	FLO040125	\$57.50
4/28/2025	Jennifer Flood	Educational Services	FLO040125c	\$87.50
4/28/2025	Jennifer Flood	Educational Services	FLO040325	\$195.00
4/28/2025	Joanie Mendenhall Studio Inc.	Educational Services	7010565089	\$472.50
4/28/2025	Karin Leonard	Educational Services	7010568708	\$156.00
4/28/2025	Karina Leon	Educational Services	LEO040225	\$65.00
4/28/2025	Karina Leon	Educational Services	LEO040325a	\$232.94
4/28/2025	Karina Leon	Educational Services	LEO040325	\$186.16
4/28/2025	Karissa Osborne	Educational Services	OSB040125	\$202.00
4/28/2025	Katherine Orme	Educational Services	ORM040225	\$95.00
4/28/2025	Kelsey Swann	Educational Services	SWA040125a	\$267.00
4/28/2025	Kelsey Swann	Educational Services	SWA040125	\$246.00
4/28/2025	Kidokinetics San Diego/North Count	Educational Services	7010568642	\$135.63
4/28/2025	Kiri Baldi	Educational Services	BAL032825	\$160.00
4/28/2025	Kiri Baldi	Educational Services	BAL040125	\$70.00
4/28/2025	Kristen Lansdale	Educational Services	7010565111	\$540.00

Elite Academic Academy - Mountain Empire

4/28/2025	Kristen Lee	Educational Services	7010565130	\$370.00
4/28/2025	Kumon Math & Reading Center of C	Educational Services	7010568644	\$400.00
4/28/2025	Kylie Bridgford	Educational Services	BRI032825	\$115.20
4/28/2025	Kylie Bridgford	Educational Services	BRI040125	\$57.60
4/28/2025	Laura Saldana	Educational Services	SAL040225	\$240.00
4/28/2025	Laura Shepherd	Educational Services	SHE040225	\$300.00
4/28/2025	Lauren Hernandez	Educational Services	HER040325a	\$189.00
4/28/2025	Lauren Hernandez	Educational Services	HER040325	\$373.00
4/28/2025	Leading Note Studios-San Marcos, L	Educational Services	7010565127	\$1,021.00
4/28/2025	Learn Beyond the Book, LLC	Educational Services	7010568704	\$165.00
4/28/2025	Literacy Lane Tutoring	Educational Services	7010568712	\$240.00
4/28/2025	Living Literary, LLC	Educational Services	7010571207	\$200.00
4/28/2025	ML Tutoring	Educational Services	7010565178	\$735.00
4/28/2025	ML Tutoring	Educational Services	7010565255	\$210.00
4/28/2025	ML Tutoring	Educational Services	7010568729	\$455.00
4/28/2025	Marian Mortensen	Educational Services	MOR040225	\$131.66
4/28/2025	Marin Music Lessons	Educational Services	7010573351	\$434.00
4/28/2025	Mary Longbottom Tutoring	Educational Services	7010571212	\$216.66
4/28/2025	Mathnasium of Eastvale	Educational Services	7010571219	\$199.00
4/28/2025	Mathnasium of South Escondido	Educational Services	7010565165	\$1,677.50
4/28/2025	Mathnasium of Temecula	Educational Services	7010565169	\$656.53
4/28/2025	Megan Hammond	Educational Services	HAM040125c	\$80.00
4/28/2025	Megan Hammond	Educational Services	HAM040125a	\$55.00
4/28/2025	Megan Hammond	Educational Services	HAM040125	\$80.00
4/28/2025	Megan Hammond	Educational Services	HAM040125b	\$80.00
4/28/2025	Melissa J. Diwa Enterprises	Educational Services	7010571180	\$90.00
4/28/2025	Melissa J. Diwa Enterprises	Educational Services	7010573320	\$90.00
4/28/2025	Michelle Peabody	Educational Services	PEA032825	\$275.00
4/28/2025	Michelle Peabody	Educational Services	PEA040125	\$200.00
4/28/2025	Michelle Peabody	Educational Services	PEA040125a	\$237.00
4/28/2025	Natalia Martinez Rodriguez	Educational Services	MAR040125	\$268.07
4/28/2025	Natalie Dawson	Educational Services	DAW040225	\$169.00
4/28/2025	Neesha N. Rahim	Educational Services	367	\$12,000.00
4/28/2025	Neesha N. Rahim	Educational Services	68	\$12,000.00

Elite Academic Academy - Mountain Empire

4/28/2025	Noonan Family Swim School, Inc.	Educational Services	7010571229	\$132.00
4/28/2025	Noonan Family Swim School, Inc.	Educational Services	7010571221	\$30.00
4/28/2025	Oscar Azmitia	Educational Services	AZM040125a	\$88.67
4/28/2025	Oscar Azmitia	Educational Services	AZM040125b	\$88.67
4/28/2025	Oscar Azmitia	Educational Services	AZM040125	\$88.66
4/28/2025	Oscar Azmitia	Educational Services	AZM040125c	\$168.00
4/28/2025	PMA of Encinitas LLC	Educational Services	7010583945	\$178.00
4/28/2025	Paint it Black Art, LLC	Educational Services	7010568742	\$1,200.00
4/28/2025	Pich Music Studio	Educational Services	7010571231	\$210.00
4/28/2025	Priscila Olaes Ramirez	Educational Services	OLA032825	\$139.00
4/28/2025	Randall Music School	Educational Services	7010571248	\$418.00
4/28/2025	Reading and Dyslexia Solutions	Educational Services	7010571252	\$280.00
4/28/2025	Riffs Music Enterprises Inc	Educational Services	7010568750	\$700.00
4/28/2025	Robert Fulbright	Educational Services	FUL040325	\$340.00
4/28/2025	Robin Dapper	Educational Services	7010571187	\$223.00
4/28/2025	Rock Creek Education Center	Educational Services	7010565213	\$12,446.37
4/28/2025	Sand n' Straw Community Farm	Educational Services	7010571253	\$885.00
4/28/2025	Shanelle Gray Studios	Educational Services	7010571254	\$375.00
4/28/2025	Sheffield Educational Services	Educational Services	7010568771	\$730.00
4/28/2025	Sherry White	Educational Services	7010568825	\$686.75
4/28/2025	Some STEAM 4 Fun	Educational Services	7010565230	\$320.00
4/28/2025	Sonya Rosenberg	Educational Services	7010568760	\$320.00
4/28/2025	Sparks Taekwondo LLC	Educational Services	7010573357	\$597.00
4/28/2025	Sports Saints	Educational Services	7010568777	\$187.93
4/28/2025	Susan Zugg	Educational Services	ZAU032825	\$540.00
4/28/2025	Susana Barber	Educational Services	BAR033125	\$36.05
4/28/2025	Susana Barber	Educational Services	BAR040125	\$46.35
4/28/2025	Team Coach Schu	Educational Services	7010568784	\$250.00
4/28/2025	Temecula Music Teacher, LLC	Educational Services	7010568791	\$641.00
4/28/2025	The Little Red Barn Indoor Playgrou	Educational Services	7010583971	\$160.00
4/28/2025	The Piano Studio	Educational Services	7010565238	\$740.00
4/28/2025	Tiffany Valdez	Educational Services	VAL033125	\$130.00
4/28/2025	Tracy Faris	Educational Services	FAR032825	\$250.00
4/28/2025	Tumbling 4 Cheer	Educational Services	7010568780	\$231.75

Elite Academic Academy - Mountain Empire

4/28/2025	Tutoring Club of Fallbrook	Educational Services	7010568799	\$352.00
4/28/2025	Tutoring Club of Fallbrook	Educational Services	7010571260	\$331.51
4/28/2025	U.S. Music Lessons	Educational Services	7010568800	\$468.00
4/28/2025	Victoria Gallimo	Educational Services	GAL040125	\$125.00
4/28/2025	Victoria Jensen	Educational Services	JEN040325	\$121.78
4/28/2025	Victoria Warter	Educational Services	WAR033125	\$92.00
4/28/2025	Vincent LeGiec	Educational Services	LEG040225	\$127.20
4/28/2025	WM Music Lessons, Inc.	Educational Services	7010568837	\$140.00
4/28/2025	West Coast Krav Maga (Murrieta)	Educational Services	7010565242	\$1,293.00
4/28/2025	YouSchool, Inc.	Educational Services	999-999-2162	\$3,000.00
4/28/2025	ZT Prospects Academy	Educational Services	7010568865	\$250.00
4/28/2025	ZT Prospects Academy	Educational Services	7010568855	\$1,250.00
4/28/2025	Certifix Live Scan	Fingerprinting	101857	\$175.00
4/28/2025	Molly Maid of Temecula Valley	Janitorial Services	20250331-EA	\$396.00
4/28/2025	Strongmind, Inc	Marketing	INVSM3199	\$7,846.39
4/28/2025	Amazon Capital Services, Inc.	Materials & Supplies - Office	1YWY-QQCD-71KY	\$83.55
4/28/2025	Amazon Capital Services, Inc.	Materials & Supplies - Office	11ND-4F6H-WCNX	\$281.26
4/28/2025	Amazon Capital Services, Inc.	Materials & Supplies - Office	1TG3-6G4Q-RMHY	\$218.68
4/28/2025	Frontier	Phone / Internet / Website Fees	005May2025-41775	\$196.04
4/28/2025	Purchase Power	Postage & Delivery - Business	004Apr2025	\$282.72
4/28/2025	FedEx Office and Print Services, Inc.	Postage & Delivery - Educational	OC-790568	\$12.50
4/28/2025	FedEx Office and Print Services, Inc.	Postage & Delivery - Educational	1.701E+11	\$410.94
4/28/2025	FedEx Office and Print Services, Inc.	Postage & Delivery - Educational	1.701E+11	\$975.68
4/28/2025	Uline	Postage & Delivery - Educational	191647421	\$143.90
4/28/2025	Uline	Postage & Delivery - Educational	191335013	\$1,442.07
4/28/2025	Uline	Postage & Delivery - Educational	191647300	\$399.77
4/28/2025	Inside Plants	Repairs & Minor Site Improvements	104321	\$130.00
4/28/2025	AbleSpace Inc.	Special Education Services	445A6E41-0001	\$2,150.00
4/28/2025	NCS Pearson, Inc.	Special Education Services	28476515	\$640.84
4/28/2025	Specialized Therapy Services, Inc.	Special Education Services	ELAA02-0325	\$235.00
4/28/2025	Amazon Capital Services, Inc.	Technology Equipment - Staff	1PRV-C3HV-D7DH	\$410.18
4/28/2025	AGiRepair, Inc.	Technology Services & Software - Educationa	AR009127	\$79.00
4/28/2025	AGiRepair, Inc.	Technology Services & Software - Educationa	AR009255	\$138.00
4/28/2025	AGiRepair, Inc.	Technology Services & Software - Educationa	AR009256	\$79.00

Warrant Register: April 26, 2025 - June 5, 2025, April Credit Card Charges

Elite Academic Academy - Mountain Empire

4/28/2025	AGiRepair, Inc.	Technology Services & Software - Educationa	AR009832	\$69.00
4/28/2025	AGiRepair, Inc.	Technology Services & Software - Educationa	AR009831	\$188.00
4/28/2025	School Pathways Holdings, LLC	Technology Services & Software - Educationa	INV-140-08424	\$5,317.54
4/28/2025	School Pathways Holdings, LLC	Technology Services & Software - Educationa	INV-140-08494	\$216.56
4/28/2025	DIFFIT	Technology Services & Software - Educationa	CC 7563	\$14.99
4/29/2025	ENTERPRISE RENT-A-CAR	Travel, Lodging & Meals	CC 8987	\$950.01
4/30/2025	ADOBE *800-833-6687	Technology Services & Software - Business	CC 7563	\$9.99
5/2/2025	Anthem Blue Cross	Health Insurance	0202504919798	\$30,390.79
5/2/2025	Guardian	Health Insurance	005May2025	\$4,719.99
5/2/2025	Nexelm LLC	Rent - Facilities Lease	ELM203_050125	\$2,558.60
5/5/2025	Kaiser Foundation Health Plan	Health Insurance	6.7077E+11	\$6,734.65
5/5/2025	Meghan Freeman	Mileage, Parking & Tolls	FRE042525	\$137.71
5/5/2025	Meghan Freeman	Travel, Lodging & Meals	FRE042525	\$614.67
5/6/2025	Bagger Sports	Marketing	6644	\$126.39
5/6/2025	Bagger Sports	Marketing	6643	\$2,695.30
5/6/2025	FIS LOCKBOX OPERATIONS ATTN:PI	Postage & Delivery - Educational	038.ME	\$7,000.00
5/7/2025	Sarah Shannon	Educational Services	029	\$1,825.20
5/7/2025	RentableUSA.com	Rent - Facilities Lease	05May2025Lease	\$2,882.00
5/7/2025	Engage XR Limited	Technology Services & Software - Educationa	SI-202505-0006	\$15,509.45
5/8/2025	CliftonLarsonAllen LLP	Accounting Fees / Audit	L251263529	\$5,520.00
5/8/2025	All About Learning Press, Inc.	Approved Core Curriculum, Teacher Manuals	929980	\$183.90
5/8/2025	All About Learning Press, Inc.	Approved Core Curriculum, Teacher Manuals	930058	\$232.60
5/8/2025	All About Learning Press, Inc.	Approved Core Curriculum, Teacher Manuals	930187	\$204.64
5/8/2025	All About Learning Press, Inc.	Approved Core Curriculum, Teacher Manuals	930452	\$133.77
5/8/2025	All About Learning Press, Inc.	Approved Core Curriculum, Teacher Manuals	930454	\$86.02
5/8/2025	Amazon Capital Services, Inc.	Approved Core Curriculum, Teacher Manuals	13L3-TM9V-974M	\$78.81
5/8/2025	Amazon Capital Services, Inc.	Approved Core Curriculum, Teacher Manuals	1NKY-9MX3-FVX4	\$8.18
5/8/2025	Amazon Capital Services, Inc.	Approved Core Curriculum, Teacher Manuals	1GTV-PQFV-RN91	\$8.31
5/8/2025	Amazon Capital Services, Inc.	Approved Core Curriculum, Teacher Manuals	1D3G-DJLJ-7QC4	\$16.18
5/8/2025	Amazon Capital Services, Inc.	Approved Core Curriculum, Teacher Manuals	1YYV-G1PK-CC4Q	\$180.98
5/8/2025	Amazon Capital Services, Inc.	Approved Core Curriculum, Teacher Manuals	1VHX-1VDV-FFDM	\$10.24
5/8/2025	Beautiful Feet Books, Inc.	Approved Core Curriculum, Teacher Manuals	31614	\$298.84
5/8/2025	Big Life Journal, Inc.	Approved Core Curriculum, Teacher Manuals	BLJ-1658	\$87.61
5/8/2025	Big Life Journal, Inc.	Approved Core Curriculum, Teacher Manuals	BLJ-1657	\$59.95

Elite Academic Academy - Mountain Empire

5/8/2025	Big Life Journal, Inc.	Approved Core Curriculum, Teacher Manuals	BLJ-1661	\$63.80
5/8/2025	Blackbird & Co.	Approved Core Curriculum, Teacher Manuals	21315	\$108.93
5/8/2025	Blossom and Root Home Education	Approved Core Curriculum, Teacher Manuals	0001125	\$67.00
5/8/2025	Bright Thinker, Inc.	Approved Core Curriculum, Teacher Manuals	SINV13424	\$295.00
5/8/2025	Dash Into Learning	Approved Core Curriculum, Teacher Manuals	56297	\$228.86
5/8/2025	Dash Into Learning	Approved Core Curriculum, Teacher Manuals	56594	\$55.37
5/8/2025	EdZOOcating	Approved Core Curriculum, Teacher Manuals	1133	\$32.49
5/8/2025	Elemental Science Inc.	Approved Core Curriculum, Teacher Manuals	IN-7451	\$73.96
5/8/2025	Essentials in Writing	Approved Core Curriculum, Teacher Manuals	000876	\$137.15
5/8/2025	Essentials in Writing	Approved Core Curriculum, Teacher Manuals	377530	\$158.15
5/8/2025	Essentials in Writing	Approved Core Curriculum, Teacher Manuals	344538	\$137.15
5/8/2025	Essentials in Writing	Approved Core Curriculum, Teacher Manuals	366583	\$229.00
5/8/2025	Harbor and Sprout	Approved Core Curriculum, Teacher Manuals	226902	\$498.96
5/8/2025	History Unboxed LLC	Approved Core Curriculum, Teacher Manuals	wc-299203HU	\$749.57
5/8/2025	History Unboxed LLC	Approved Core Curriculum, Teacher Manuals	wc-299202HU	\$540.79
5/8/2025	History Unboxed LLC	Approved Core Curriculum, Teacher Manuals	wc-299251HU	\$189.50
5/8/2025	History Unboxed LLC	Approved Core Curriculum, Teacher Manuals	wc-299201HU	\$726.15
5/8/2025	History Unboxed LLC	Approved Core Curriculum, Teacher Manuals	wc-299248HU	\$151.58
5/8/2025	History Unboxed LLC	Approved Core Curriculum, Teacher Manuals	wc-299204HU	\$757.99
5/8/2025	History Unboxed LLC	Approved Core Curriculum, Teacher Manuals	wc-299252HU	\$319.41
5/8/2025	Home Science Tools	Approved Core Curriculum, Teacher Manuals	000661374	\$36.17
5/8/2025	Home Science Tools	Approved Core Curriculum, Teacher Manuals	000662469	\$513.13
5/8/2025	Home Science Tools	Approved Core Curriculum, Teacher Manuals	000665104	\$312.40
5/8/2025	Homeschool Languages	Approved Core Curriculum, Teacher Manuals	0005165	\$214.00
5/8/2025	Institute for Excellence in Writing	Approved Core Curriculum, Teacher Manuals	1198029	\$280.16
5/8/2025	Logic of English	Approved Core Curriculum, Teacher Manuals	SI-238785	\$59.98
5/8/2025	Logic of English	Approved Core Curriculum, Teacher Manuals	SI-238885	\$236.16
5/8/2025	Logic of English	Approved Core Curriculum, Teacher Manuals	SI-239174	\$39.98
5/8/2025	Logic of English	Approved Core Curriculum, Teacher Manuals	SI-239192	\$362.67
5/8/2025	MEL Science U.S., LLC	Approved Core Curriculum, Teacher Manuals	BP2025040404	\$270.44
5/8/2025	MEL Science U.S., LLC	Approved Core Curriculum, Teacher Manuals	MG2025040401	\$324.64
5/8/2025	MEL Science U.S., LLC	Approved Core Curriculum, Teacher Manuals	BP2025040402	\$324.64
5/8/2025	MEL Science U.S., LLC	Approved Core Curriculum, Teacher Manuals	OP2025040403	\$324.64
5/8/2025	Mimeo.com, Inc	Approved Core Curriculum, Teacher Manuals	2073639	\$90.30

Elite Academic Academy - Mountain Empire

5/8/2025	Mosdos Press	Approved Core Curriculum, Teacher Manuals	21403	\$182.60
5/8/2025	Mosdos Press	Approved Core Curriculum, Teacher Manuals	21404	\$182.60
5/8/2025	Mosdos Press	Approved Core Curriculum, Teacher Manuals	21426	\$182.60
5/8/2025	Pandia Press Inc.	Approved Core Curriculum, Teacher Manuals	52850	\$219.85
5/8/2025	Pandia Press Inc.	Approved Core Curriculum, Teacher Manuals	52858	\$43.87
5/8/2025	Pandia Press Inc.	Approved Core Curriculum, Teacher Manuals	52845	\$95.87
5/8/2025	Rainbow Resource Center	Approved Core Curriculum, Teacher Manuals	4931684	\$146.01
5/8/2025	Rainbow Resource Center	Approved Core Curriculum, Teacher Manuals	4945710	\$137.70
5/8/2025	Rainbow Resource Center	Approved Core Curriculum, Teacher Manuals	4964548	\$91.33
5/8/2025	Rainbow Resource Center	Approved Core Curriculum, Teacher Manuals	4964540	\$193.06
5/8/2025	Rainbow Resource Center	Approved Core Curriculum, Teacher Manuals	4964544	\$158.79
5/8/2025	Rainbow Resource Center	Approved Core Curriculum, Teacher Manuals	4968642	\$83.97
5/8/2025	Rainbow Resource Center	Approved Core Curriculum, Teacher Manuals	4969872	\$128.25
5/8/2025	Rainbow Resource Center	Approved Core Curriculum, Teacher Manuals	4968646	\$83.97
5/8/2025	Rainbow Resource Center	Approved Core Curriculum, Teacher Manuals	4968576	\$587.91
5/8/2025	Rainbow Resource Center	Approved Core Curriculum, Teacher Manuals	4968763	\$131.32
5/8/2025	Rainbow Resource Center	Approved Core Curriculum, Teacher Manuals	4968608	\$108.84
5/8/2025	Rainbow Resource Center	Approved Core Curriculum, Teacher Manuals	4968751	\$104.42
5/8/2025	Rainbow Resource Center	Approved Core Curriculum, Teacher Manuals	4968756	\$63.35
5/8/2025	Rainbow Resource Center	Approved Core Curriculum, Teacher Manuals	4956177	\$288.54
5/8/2025	Rainbow Resource Center	Approved Core Curriculum, Teacher Manuals	4968738	\$246.29
5/8/2025	Rainbow Resource Center	Approved Core Curriculum, Teacher Manuals	4968607	\$46.54
5/8/2025	Rainbow Resource Center	Approved Core Curriculum, Teacher Manuals	4970053	\$301.10
5/8/2025	Rainbow Resource Center	Approved Core Curriculum, Teacher Manuals	4968606	\$94.34
5/8/2025	Rainbow Resource Center	Approved Core Curriculum, Teacher Manuals	4968735	\$174.22
5/8/2025	Rainbow Resource Center	Approved Core Curriculum, Teacher Manuals	4968639	\$168.93
5/8/2025	Rainbow Resource Center	Approved Core Curriculum, Teacher Manuals	4968655	\$68.69
5/8/2025	Rainbow Resource Center	Approved Core Curriculum, Teacher Manuals	4968741	\$214.31
5/8/2025	Rainbow Resource Center	Approved Core Curriculum, Teacher Manuals	4965401	\$783.70
5/8/2025	Rainbow Resource Center	Approved Core Curriculum, Teacher Manuals	4968633	\$239.54
5/8/2025	Rainbow Resource Center	Approved Core Curriculum, Teacher Manuals	4969194	\$668.78
5/8/2025	Rainbow Resource Center	Approved Core Curriculum, Teacher Manuals	4968731	\$389.08
5/8/2025	Rainbow Resource Center	Approved Core Curriculum, Teacher Manuals	4969882	\$158.24
5/8/2025	Rainbow Resource Center	Approved Core Curriculum, Teacher Manuals	4968749	\$129.15

Elite Academic Academy - Mountain Empire

5/8/2025	Rainbow Resource Center	Approved Core Curriculum, Teacher Manuals	4968743	\$146.54
5/8/2025	Rainbow Resource Center	Approved Core Curriculum, Teacher Manuals	4957394	\$355.54
5/8/2025	Rainbow Resource Center	Approved Core Curriculum, Teacher Manuals	4964628	\$829.69
5/8/2025	Rainbow Resource Center	Approved Core Curriculum, Teacher Manuals	4965303	\$819.93
5/8/2025	Rainbow Resource Center	Approved Core Curriculum, Teacher Manuals	4980899	\$460.57
5/8/2025	Rainbow Resource Center	Approved Core Curriculum, Teacher Manuals	4980867	\$197.47
5/8/2025	Rainbow Resource Center	Approved Core Curriculum, Teacher Manuals	4981183	\$65.52
5/8/2025	Rainbow Resource Center	Approved Core Curriculum, Teacher Manuals	4981188	\$65.20
5/8/2025	Rainbow Resource Center	Approved Core Curriculum, Teacher Manuals	4981177	\$18.31
5/8/2025	Rainbow Resource Center	Approved Core Curriculum, Teacher Manuals	4981193	\$702.94
5/8/2025	Rainbow Resource Center	Approved Core Curriculum, Teacher Manuals	4981198	\$112.19
5/8/2025	Rainbow Resource Center	Approved Core Curriculum, Teacher Manuals	4981179	\$39.77
5/8/2025	Rainbow Resource Center	Approved Core Curriculum, Teacher Manuals	4981178	\$208.30
5/8/2025	Rainbow Resource Center	Approved Core Curriculum, Teacher Manuals	4981196	\$336.12
5/8/2025	Rainbow Resource Center	Approved Core Curriculum, Teacher Manuals	4981181	\$64.60
5/8/2025	Rainbow Resource Center	Approved Core Curriculum, Teacher Manuals	4981189	\$54.05
5/8/2025	Rainbow Resource Center	Approved Core Curriculum, Teacher Manuals	4981186	\$385.77
5/8/2025	Rainbow Resource Center	Approved Core Curriculum, Teacher Manuals	4981194	\$777.92
5/8/2025	Rainbow Resource Center	Approved Core Curriculum, Teacher Manuals	4981197	\$183.75
5/8/2025	Rainbow Resource Center	Approved Core Curriculum, Teacher Manuals	4981191	\$85.19
5/8/2025	Rainbow Resource Center	Approved Core Curriculum, Teacher Manuals	4981192	\$403.57
5/8/2025	Rainbow Resource Center	Approved Core Curriculum, Teacher Manuals	4981185	\$157.36
5/8/2025	Rainbow Resource Center	Approved Core Curriculum, Teacher Manuals	4981199	\$24.30
5/8/2025	Rainbow Resource Center	Approved Core Curriculum, Teacher Manuals	4981195	\$532.67
5/8/2025	Rainbow Resource Center	Approved Core Curriculum, Teacher Manuals	4981184	\$38.37
5/8/2025	Rainbow Resource Center	Approved Core Curriculum, Teacher Manuals	4985208	\$156.04
5/8/2025	Rainbow Resource Center	Approved Core Curriculum, Teacher Manuals	4985213	\$24.22
5/8/2025	Rainbow Resource Center	Approved Core Curriculum, Teacher Manuals	4964580	\$454.20
5/8/2025	Rainbow Resource Center	Approved Core Curriculum, Teacher Manuals	4985211	\$24.22
5/8/2025	Rainbow Resource Center	Approved Core Curriculum, Teacher Manuals	4981180	\$24.57
5/8/2025	Renaissance	Approved Core Curriculum, Teacher Manuals	INV5533916	\$1,312.00
5/8/2025	Singapore Math Inc.	Approved Core Curriculum, Teacher Manuals	S362664	\$45.32
5/8/2025	Singapore Math Inc.	Approved Core Curriculum, Teacher Manuals	S362662	\$60.69
5/8/2025	Singapore Math Inc.	Approved Core Curriculum, Teacher Manuals	S362719	\$160.75

Elite Academic Academy - Mountain Empire

5/8/2025	Singapore Math Inc.	Approved Core Curriculum, Teacher Manuals	S362720	\$45.46
5/8/2025	Singapore Math Inc.	Approved Core Curriculum, Teacher Manuals	S362776	\$160.75
5/8/2025	Singapore Math Inc.	Approved Core Curriculum, Teacher Manuals	S363394	\$193.40
5/8/2025	Singapore Math Inc.	Approved Core Curriculum, Teacher Manuals	S363397	\$159.41
5/8/2025	Singapore Math Inc.	Approved Core Curriculum, Teacher Manuals	S363398	\$135.56
5/8/2025	Singapore Math Inc.	Approved Core Curriculum, Teacher Manuals	S363395	\$374.29
5/8/2025	Singapore Math Inc.	Approved Core Curriculum, Teacher Manuals	S363412	\$276.76
5/8/2025	Singapore Math Inc.	Approved Core Curriculum, Teacher Manuals	S363417	\$42.90
5/8/2025	Singapore Math Inc.	Approved Core Curriculum, Teacher Manuals	S363422	\$125.76
5/8/2025	Singapore Math Inc.	Approved Core Curriculum, Teacher Manuals	S363418	\$191.76
5/8/2025	Strongmind, Inc	Approved Core Curriculum, Teacher Manuals	INVSM3038	\$38,175.00
5/8/2025	Studies Weekly	Approved Core Curriculum, Teacher Manuals	531684	\$17.95
5/8/2025	Studies Weekly	Approved Core Curriculum, Teacher Manuals	531682	\$48.43
5/8/2025	Studies Weekly	Approved Core Curriculum, Teacher Manuals	531681	\$48.43
5/8/2025	Studies Weekly	Approved Core Curriculum, Teacher Manuals	531689	\$17.95
5/8/2025	Studies Weekly	Approved Core Curriculum, Teacher Manuals	531680	\$97.32
5/8/2025	Studies Weekly	Approved Core Curriculum, Teacher Manuals	531686	\$17.95
5/8/2025	Teacher Synergy LLC	Approved Core Curriculum, Teacher Manuals	299497258	\$74.97
5/8/2025	Teacher Synergy LLC	Approved Core Curriculum, Teacher Manuals	299502806	\$8.99
5/8/2025	Teaching Textbooks, LLC	Approved Core Curriculum, Teacher Manuals	62402	\$101.15
5/8/2025	Teaching Textbooks, LLC	Approved Core Curriculum, Teacher Manuals	62401	\$115.15
5/8/2025	Teaching Textbooks, LLC	Approved Core Curriculum, Teacher Manuals	62418	\$115.15
5/8/2025	Teaching Textbooks, LLC	Approved Core Curriculum, Teacher Manuals	62417	\$106.32
5/8/2025	Teaching Textbooks, LLC	Approved Core Curriculum, Teacher Manuals	62416	\$101.15
5/8/2025	Teaching Textbooks, LLC	Approved Core Curriculum, Teacher Manuals	62462	\$101.15
5/8/2025	Teaching Textbooks, LLC	Approved Core Curriculum, Teacher Manuals	62496	\$45.95
5/8/2025	Timberdoodle Co.	Approved Core Curriculum, Teacher Manuals	472345	\$100.98
5/8/2025	Timberdoodle Co.	Approved Core Curriculum, Teacher Manuals	472031	\$122.52
5/8/2025	Timberdoodle Co.	Approved Core Curriculum, Teacher Manuals	472346	\$152.65
5/8/2025	Timberdoodle Co.	Approved Core Curriculum, Teacher Manuals	472029	\$107.45
5/8/2025	Timberdoodle Co.	Approved Core Curriculum, Teacher Manuals	472347	\$539.96
5/8/2025	Timberdoodle Co.	Approved Core Curriculum, Teacher Manuals	473122	\$58.88
5/8/2025	Timberdoodle Co.	Approved Core Curriculum, Teacher Manuals	473123	\$114.77
5/8/2025	Well Trained Mind Press	Approved Core Curriculum, Teacher Manuals	INV2302440	\$104.87

Elite Academic Academy - Mountain Empire

5/8/2025	Well Trained Mind Press	Approved Core Curriculum, Teacher Manuals	INV2302441	\$181.43
5/8/2025	Woke Homeschooling, Inc	Approved Core Curriculum, Teacher Manuals	201208	\$49.99
5/8/2025	Hector Valdez	Board Stipends - Attendance	05May2025ME	\$300.00
5/8/2025	Kent Christensen	Board Stipends - Attendance	05May2025ME	\$300.00
5/8/2025	Lindsey Burkett	Board Stipends - Attendance	05May2025ME	\$300.00
5/8/2025	Valley Office Equipment	Copier Lease, Service, Toner & Repair	IN2504-1601	\$16.39
5/8/2025	Valley Office Equipment	Copier Lease, Service, Toner & Repair	IN2504-1602	\$19.99
5/8/2025	Amazon Capital Services, Inc.	Core Teaching/Student Supplies	19XQ-1K44-9KMF	\$581.55
5/8/2025	Amazon Capital Services, Inc.	Core Teaching/Student Supplies	1CFC-NCFN-1QM4	\$37.70
5/8/2025	Amazon Capital Services, Inc.	Core Teaching/Student Supplies	19R3-XGNJ-3VWK	\$6.01
5/8/2025	Amazon Capital Services, Inc.	Core Teaching/Student Supplies	1KHT-LY1F-LXP3	\$11.64
5/8/2025	Amazon Capital Services, Inc.	Core Teaching/Student Supplies	1GTV-PQFV-RN91	\$280.92
5/8/2025	Amazon Capital Services, Inc.	Core Teaching/Student Supplies	1QPR-916D-1WWL	\$157.26
5/8/2025	Amazon Capital Services, Inc.	Core Teaching/Student Supplies	1CR4-X99C-94RF	\$14.43
5/8/2025	Amazon Capital Services, Inc.	Core Teaching/Student Supplies	1WQQ-LLXQ-41GT	\$21.52
5/8/2025	Amazon Capital Services, Inc.	Core Teaching/Student Supplies	1V4X-3P9X-CXXQ	\$118.51
5/8/2025	Amazon Capital Services, Inc.	Core Teaching/Student Supplies	1TJ 6-MG D9-KFP3	\$10.76
5/8/2025	Amazon Capital Services, Inc.	Core Teaching/Student Supplies	1JY6-MTK4-7LKH	\$28.78
5/8/2025	Baseline Print, LLC	Core Teaching/Student Supplies	11981	\$1,119.00
5/8/2025	Blick Art Materials	Core Teaching/Student Supplies	5197891	\$369.66
5/8/2025	Blick Art Materials	Core Teaching/Student Supplies	5196876	\$446.42
5/8/2025	Blick Art Materials	Core Teaching/Student Supplies	5208644	\$50.73
5/8/2025	Blick Art Materials	Core Teaching/Student Supplies	5211501	\$507.77
5/8/2025	Blick Art Materials	Core Teaching/Student Supplies	5211880	\$246.69
5/8/2025	Blick Art Materials	Core Teaching/Student Supplies	5211657	\$158.26
5/8/2025	Blick Art Materials	Core Teaching/Student Supplies	5210528	\$171.45
5/8/2025	Blick Art Materials	Core Teaching/Student Supplies	5223086	\$22.99
5/8/2025	Blick Art Materials	Core Teaching/Student Supplies	5233593	\$85.14
5/8/2025	Blick Art Materials	Core Teaching/Student Supplies	5254812	\$553.17
5/8/2025	Blick Art Materials	Core Teaching/Student Supplies	5277810	\$29.21
5/8/2025	Blick Art Materials	Core Teaching/Student Supplies	5274179	\$85.34
5/8/2025	Blick Art Materials	Core Teaching/Student Supplies	5282378	\$16.45
5/8/2025	Blick Art Materials	Core Teaching/Student Supplies	5309242	\$10.93
5/8/2025	Class of Recognition	Core Teaching/Student Supplies	041725-1	\$604.67

Elite Academic Academy - Mountain Empire

5/8/2025	Class of Recognition	Core Teaching/Student Supplies	041725	\$379.81
5/8/2025	Film School 4 Teens	Core Teaching/Student Supplies	2198	\$275.00
5/8/2025	I'm The Chef Too, LLC	Core Teaching/Student Supplies	1144	\$286.80
5/8/2025	I'm The Chef Too, LLC	Core Teaching/Student Supplies	1146	\$237.16
5/8/2025	Jostens	Core Teaching/Student Supplies	36835971	\$736.24
5/8/2025	Kids Art Box	Core Teaching/Student Supplies	100000126308-1	\$110.00
5/8/2025	KiwiCo, Inc.	Core Teaching/Student Supplies	KE-889FA21A03192516	\$97.43
5/8/2025	KiwiCo, Inc.	Core Teaching/Student Supplies	KE-3075802303312539	\$305.47
5/8/2025	KiwiCo, Inc.	Core Teaching/Student Supplies	KE-FB90BDA103312543	\$445.12
5/8/2025	KiwiCo, Inc.	Core Teaching/Student Supplies	KE-16DAED3F04102534	\$271.65
5/8/2025	KiwiCo, Inc.	Core Teaching/Student Supplies	KE-A9E8011504102538	\$77.88
5/8/2025	KiwiCo, Inc.	Core Teaching/Student Supplies	KE-66E7EE5103312513	\$87.28
5/8/2025	KiwiCo, Inc.	Core Teaching/Student Supplies	KE-E7C8AECD03312546	\$445.12
5/8/2025	KiwiCo, Inc.	Core Teaching/Student Supplies	KE-215DF29203312532	\$271.54
5/8/2025	KiwiCo, Inc.	Core Teaching/Student Supplies	KE-FB1DF9F604102525	\$92.33
5/8/2025	KiwiCo, Inc.	Core Teaching/Student Supplies	KE-1378D57C03312550	\$209.47
5/8/2025	KiwiCo, Inc.	Core Teaching/Student Supplies	KE-6B34F5E304092558	\$66.56
5/8/2025	KiwiCo, Inc.	Core Teaching/Student Supplies	KE-78F2DB0D04102531	\$189.88
5/8/2025	KiwiCo, Inc.	Core Teaching/Student Supplies	KE-8809896403312536	\$247.83
5/8/2025	KiwiCo, Inc.	Core Teaching/Student Supplies	KE-06A06E5D04102501	\$164.80
5/8/2025	KiwiCo, Inc.	Core Teaching/Student Supplies	KE-DA2B9D4103312516	\$87.28
5/8/2025	KiwiCo, Inc.	Core Teaching/Student Supplies	KE-6EF1632703312559	\$248.98
5/8/2025	KiwiCo, Inc.	Core Teaching/Student Supplies	KE-084042BE04102502	\$88.09
5/8/2025	KiwiCo, Inc.	Core Teaching/Student Supplies	KE-F6BABD6004102501	\$130.34
5/8/2025	KiwiCo, Inc.	Core Teaching/Student Supplies	KE-C827125004112504	\$66.25
5/8/2025	KiwiCo, Inc.	Core Teaching/Student Supplies	KE-C6993BDD04112506	\$97.37
5/8/2025	KiwiCo, Inc.	Core Teaching/Student Supplies	KE-8C102E6004022540	\$65.94
5/8/2025	Lakeshore Learning Materials	Core Teaching/Student Supplies	90567675	\$28.53
5/8/2025	Lakeshore Learning Materials	Core Teaching/Student Supplies	90567674	\$28.53
5/8/2025	Lakeshore Learning Materials	Core Teaching/Student Supplies	90566029	\$18.40
5/8/2025	Lakeshore Learning Materials	Core Teaching/Student Supplies	90567677	\$122.70
5/8/2025	Lakeshore Learning Materials	Core Teaching/Student Supplies	90614851	\$17.85
5/8/2025	Lakeshore Learning Materials	Core Teaching/Student Supplies	90614850	\$74.24
5/8/2025	Lakeshore Learning Materials	Core Teaching/Student Supplies	90586562	\$50.48

Warrant Register: April 26, 2025 - June 5, 2025, April Credit Card Charges

Elite Academic Academy - Mountain Empire

5/8/2025	Lakeshore Learning Materials	Core Teaching/Student Supplies	90614847	\$261.12
5/8/2025	Lakeshore Learning Materials	Core Teaching/Student Supplies	90614848	\$71.16
5/8/2025	Lego Education	Core Teaching/Student Supplies	1190653256	\$188.51
5/8/2025	Little Passports, Inc	Core Teaching/Student Supplies	IN-0001000285	\$155.16
5/8/2025	Little Passports, Inc	Core Teaching/Student Supplies	IN-0001000291	\$284.46
5/8/2025	Mimeo.com, Inc	Core Teaching/Student Supplies	2077071	\$2,572.89
5/8/2025	My ZOO Box	Core Teaching/Student Supplies	4B9B26BD-0035	\$113.85
5/8/2025	Nature-Watch	Core Teaching/Student Supplies	223290A	\$47.05
5/8/2025	Rainbow Resource Center	Core Teaching/Student Supplies	4980847	\$49.87
5/8/2025	Rainbow Resource Center	Core Teaching/Student Supplies	4985209	\$607.05
5/8/2025	Rainbow Resource Center	Core Teaching/Student Supplies	4990965	\$27.28
5/8/2025	Staples Business Credit	Core Teaching/Student Supplies	6030185176	\$62.84
5/8/2025	Staples Business Credit	Core Teaching/Student Supplies	6030185249	\$87.20
5/8/2025	Staples Business Credit	Core Teaching/Student Supplies	6030185266	\$397.79
5/8/2025	Staples Business Credit	Core Teaching/Student Supplies	6030185265	\$8.36
5/8/2025	Staples Business Credit	Core Teaching/Student Supplies	6030185175	\$178.14
5/8/2025	Staples Business Credit	Core Teaching/Student Supplies	6030185264	\$373.61
5/8/2025	Staples Business Credit	Core Teaching/Student Supplies	6030185201	\$347.10
5/8/2025	Staples Business Credit	Core Teaching/Student Supplies	6030185212	\$48.58
5/8/2025	Staples Business Credit	Core Teaching/Student Supplies	6030185272	\$118.73
5/8/2025	Staples Business Credit	Core Teaching/Student Supplies	6030185178	\$16.13
5/8/2025	Staples Business Credit	Core Teaching/Student Supplies	6030185271	\$104.29
5/8/2025	Staples Business Credit	Core Teaching/Student Supplies	6030185254	\$68.93
5/8/2025	Staples Business Credit	Core Teaching/Student Supplies	6030185274	\$182.35
5/8/2025	Staples Business Credit	Core Teaching/Student Supplies	6030185269	\$38.98
5/8/2025	Staples Business Credit	Core Teaching/Student Supplies	6030185179	\$72.31
5/8/2025	Staples Business Credit	Core Teaching/Student Supplies	6030185210	\$124.85
5/8/2025	Staples Business Credit	Core Teaching/Student Supplies	6030185267	\$238.61
5/8/2025	Staples Business Credit	Core Teaching/Student Supplies	6030185273	\$27.18
5/8/2025	Staples Business Credit	Core Teaching/Student Supplies	6030185205	\$263.03
5/8/2025	Staples Business Credit	Core Teaching/Student Supplies	6030185204	\$65.01
5/8/2025	Staples Business Credit	Core Teaching/Student Supplies	6030185180	\$35.76
5/8/2025	Staples Business Credit	Core Teaching/Student Supplies	6030185171	\$55.00
5/8/2025	Staples Business Credit	Core Teaching/Student Supplies	6030185174	\$19.60

Warrant Register: April 26, 2025 - June 5, 2025, April Credit Card Charges

Elite Academic Academy - Mountain Empire

5/8/2025	Staples Business Credit	Core Teaching/Student Supplies	6030185268	\$18.96
5/8/2025	Timberdoodle Co.	Core Teaching/Student Supplies	472493	\$265.89
5/8/2025	Timberdoodle Co.	Core Teaching/Student Supplies	472030	\$349.53
5/8/2025	AREDA AI	Educational Services	INV-250305	\$2,500.00
5/8/2025	Access Athle-Demics LLC	Educational Services	038	\$2,500.00
5/8/2025	Adelaida Abner	Educational Services	ABN040725	\$180.00
5/8/2025	Adventure with Wildflowers	Educational Services	7010552392	\$129.00
5/8/2025	Adventure with Wildflowers	Educational Services	7010552380	\$129.00
5/8/2025	Adventure with Wildflowers	Educational Services	7010552398	\$129.00
5/8/2025	Adventure with Wildflowers	Educational Services	7010569557	\$40.00
5/8/2025	Adventure with Wildflowers	Educational Services	7010558386	\$173.00
5/8/2025	Adventure with Wildflowers	Educational Services	7010561587	\$258.00
5/8/2025	Adventure with Wildflowers	Educational Services	7010573782	\$43.00
5/8/2025	Adventure with Wildflowers	Educational Services	7010569565	\$155.00
5/8/2025	Aislynn Gamez	Educational Services	GAM040725	\$92.00
5/8/2025	Aislynn Gamez	Educational Services	GAM040725a	\$150.00
5/8/2025	Alan Pearce	Educational Services	PEA040725	\$110.96
5/8/2025	Alan Pearce	Educational Services	PEA041425	\$30.00
5/8/2025	Alejandro Segui	Educational Services	SEG041025	\$1,006.00
5/8/2025	Alicia Topping	Educational Services	TOP041825b	\$171.50
5/8/2025	Alicia Topping	Educational Services	TOP041825c	\$175.00
5/8/2025	Alicia Topping	Educational Services	TOP041825d	\$210.00
5/8/2025	Alicia Topping	Educational Services	TOP041825	\$80.00
5/8/2025	Alicia Topping	Educational Services	TOP041825a	\$120.00
5/8/2025	All Students Learning	Educational Services	7010591565	\$180.00
5/8/2025	Amanda Barnett	Educational Services	BAR041425	\$1,163.00
5/8/2025	Amanda Fernandez	Educational Services	FER041425	\$46.38
5/8/2025	Amanda Sato	Educational Services	SAT040725	\$135.00
5/8/2025	Amanda Sato	Educational Services	SAT040725a	\$121.50
5/8/2025	Amber Fromang	Educational Services	FRO041025	\$50.00
5/8/2025	Amorsolo Lacanilao Jr.	Educational Services	LAC040725	\$200.00
5/8/2025	Amorsolo Lacanilao Jr.	Educational Services	LAC041525a	\$142.50
5/8/2025	Amorsolo Lacanilao Jr.	Educational Services	LAC041525	\$162.50
5/8/2025	Amy Helfrich	Educational Services	HEL040425b	\$740.00

Elite Academic Academy - Mountain Empire

5/8/2025	Amy Helfrich	Educational Services	HEL040425	\$750.00
5/8/2025	Amy Helfrich	Educational Services	HEL040425a	\$205.00
5/8/2025	Amy Helfrich	Educational Services	HEL040725	\$1,160.00
5/8/2025	Andres Yee	Educational Services	YEE042325	\$160.00
5/8/2025	Andrew Kest	Educational Services	KES041425	\$270.00
5/8/2025	Angela Froistad	Educational Services	FRO041625	\$9.99
5/8/2025	Ann Shaw	Educational Services	SHA041425	\$1,100.00
5/8/2025	Anna Shildrick	Educational Services	005	\$1,000.00
5/8/2025	Anthony Vitale	Educational Services	VIT040825	\$190.00
5/8/2025	Anthony Vitale	Educational Services	VIT040825a	\$190.00
5/8/2025	Anton Butenko	Educational Services	BUT040725	\$53.34
5/8/2025	Anton Butenko	Educational Services	BUT040925	\$95.00
5/8/2025	April Holemo	Educational Services	HOL041625	\$55.00
5/8/2025	Art of Problem Solving	Educational Services	7010583835	\$445.00
5/8/2025	Ashley Lamb	Educational Services	LAM041425	\$60.00
5/8/2025	Ashley Summers	Educational Services	SUM041425	\$375.00
5/8/2025	Audrey Steensma	Educational Services	STE041425	\$195.62
5/8/2025	Beatriz Shelton	Educational Services	SHE041425	\$123.00
5/8/2025	Beyond Today Sports Institute	Educational Services	7010583841	\$575.00
5/8/2025	Brandon Gladue	Educational Services	GLA040825	\$160.00
5/8/2025	Brenda Rosales	Educational Services	ROS040725	\$34.25
5/8/2025	Bright Star Learners Academy	Educational Services	7010589061	\$1,170.00
5/8/2025	Brooke Press	Educational Services	PRE041125a	\$46.00
5/8/2025	Brooke Press	Educational Services	PRE041125	\$56.00
5/8/2025	Bryan Thunstrom	Educational Services	THU041425	\$268.07
5/8/2025	Bryan Thunstrom	Educational Services	THU042125	\$112.05
5/8/2025	Bryan Thunstrom	Educational Services	THU042125a	\$112.05
5/8/2025	Carolann Magani	Educational Services	004	\$350.00
5/8/2025	Caroline Beus	Educational Services	7010583839	\$300.00
5/8/2025	Cassandra Gallade	Educational Services	GAL041425	\$230.00
5/8/2025	Cece's Artistic Touch	Educational Services	1010	\$125.00
5/8/2025	Chene Thompson	Educational Services	THO040425	\$63.71
5/8/2025	Cheryl McCormick	Educational Services	041	\$3,024.00
5/8/2025	Christine Clark	Educational Services	CLA040925	\$225.00

Elite Academic Academy - Mountain Empire

5/8/2025	Christine Clark	Educational Services	CLA041625	\$60.66
5/8/2025	Christine Clark	Educational Services	CLA041725	\$225.00
5/8/2025	Creative Solutions Tutoring	Educational Services	7010583853	\$408.00
5/8/2025	Cristina Duke	Educational Services	DUK040725b	\$90.00
5/8/2025	Cristina Duke	Educational Services	DUK040725a	\$90.00
5/8/2025	Cristina Duke	Educational Services	DUK040725	\$75.00
5/8/2025	Cristina Duke	Educational Services	DUK040925	\$130.00
5/8/2025	Cristina Duke	Educational Services	DUK040925a	\$110.50
5/8/2025	D.D. & S Learning Systems Inc.	Educational Services	7010588008	\$248.00
5/8/2025	DRIVEN Tutoring	Educational Services	7010596194	\$5,025.00
5/8/2025	Dan Taylor's Karate Training Center,	Educational Services	7010583870	\$75.00
5/8/2025	DeAnna Brown	Educational Services	BRO041125a	\$700.00
5/8/2025	DeAnna Brown	Educational Services	BRO041125	\$700.00
5/8/2025	Diana Davies	Educational Services	DAV040425a	\$41.83
5/8/2025	Diana Davies	Educational Services	DAV040425	\$41.83
5/8/2025	Discover Art/One World-Many View	Educational Services	7010591570	\$607.50
5/8/2025	EMH Sports USA, Inc	Educational Services	7010595140	\$170.00
5/8/2025	Edna Vazquez	Educational Services	VAZ042225	\$500.00
5/8/2025	Edward Walker	Educational Services	WAL041125	\$144.00
5/8/2025	Edward Walker	Educational Services	WAL041425a	\$144.00
5/8/2025	Edward Walker	Educational Services	WAL041425	\$144.00
5/8/2025	Edward Walker	Educational Services	WAL041625	\$320.00
5/8/2025	Edward Walker	Educational Services	WAL041625a	\$320.00
5/8/2025	Elise Boddie	Educational Services	BOD040925	\$210.00
5/8/2025	Elizabeth Burman	Educational Services	BUR041025a	\$195.00
5/8/2025	Elizabeth Burman	Educational Services	BUR041025	\$195.00
5/8/2025	Elizabeth Magoon	Educational Services	MAG041525	\$30.00
5/8/2025	Erica Elias	Educational Services	ELI040425	\$180.00
5/8/2025	Erica Elias	Educational Services	ELI040425a	\$180.00
5/8/2025	Erika Lupo	Educational Services	LUP040425	\$400.00
5/8/2025	Evaly Hanson	Educational Services	HAN041725	\$122.50
5/8/2025	Gabrielle Albanese	Educational Services	ALB042225b	\$150.00
5/8/2025	Gabrielle Albanese	Educational Services	ALB042225c	\$150.00
5/8/2025	Gabrielle Albanese	Educational Services	ALB042225a	\$66.00

Elite Academic Academy - Mountain Empire

5/8/2025	Gabrielle Albanese	Educational Services	ALB042225	\$66.00
5/8/2025	Gennina Bona	Educational Services	BON040925	\$300.00
5/8/2025	Grace Rohrer	Educational Services	ROH040725	\$100.00
5/8/2025	Grace Rohrer	Educational Services	ROH040725a	\$100.00
5/8/2025	Hanna Posner	Educational Services	POS041025a	\$89.00
5/8/2025	Hanna Posner	Educational Services	POS041025	\$89.00
5/8/2025	Harmony Goldenberg	Educational Services	GOL041425	\$156.83
5/8/2025	Holli Steffen	Educational Services	STE041525	\$32.98
5/8/2025	Homeschooling in Nature LLC	Educational Services	7010583900	\$408.00
5/8/2025	Ingrid Seelman	Educational Services	SEE041125	\$745.02
5/8/2025	Jack Panasci	Educational Services	PAN040925	\$185.00
5/8/2025	Jacquelynn Hoare	Educational Services	HOA041625b	\$70.00
5/8/2025	Jacquelynn Hoare	Educational Services	HOA041625a	\$90.00
5/8/2025	Jacquelynn Hoare	Educational Services	HOA041625c	\$70.00
5/8/2025	Jacquelynn Hoare	Educational Services	HOA041625	\$68.00
5/8/2025	Jacquelynn Hoare	Educational Services	HOA042125	\$95.00
5/8/2025	Jaimee Brant	Educational Services	7010583938	\$91.66
5/8/2025	Jamie Carr	Educational Services	CAR040725	\$88.00
5/8/2025	Jamie Salgado	Educational Services	SAL040725	\$799.00
5/8/2025	Jason Koons	Educational Services	KOO040725	\$45.00
5/8/2025	Jeannette Growler	Educational Services	GRO040725	\$60.00
5/8/2025	Jeannette Growler	Educational Services	GRO040725a	\$60.00
5/8/2025	Jenna Coyle	Educational Services	COY041025	\$172.80
5/8/2025	Jenna Coyle	Educational Services	COY041025a	\$172.80
5/8/2025	Jennifer Fiala	Educational Services	FIA042125	\$295.00
5/8/2025	Jessica Rice	Educational Services	7010588001	\$280.00
5/8/2025	Jonah Arter	Educational Services	ART040825	\$66.00
5/8/2025	Katherine Orme	Educational Services	ORM040425	\$90.00
5/8/2025	Katherine Orme	Educational Services	ORM040725	\$120.00
5/8/2025	Katherine Orme	Educational Services	ORM041625a	\$17.50
5/8/2025	Katherine Orme	Educational Services	ORM041625	\$17.50
5/8/2025	Kathleen Torres	Educational Services	TOR041025	\$419.92
5/8/2025	Kelli Reis	Educational Services	REI040925	\$934.00
5/8/2025	Kelsey Swann	Educational Services	SWA040425	\$60.00

Elite Academic Academy - Mountain Empire

5/8/2025	Kelsey Swann	Educational Services	SWA040425a	\$60.00
5/8/2025	Kelsi Rossi	Educational Services	ROS041025	\$75.00
5/8/2025	Kenya Delgado	Educational Services	DEL040925	\$225.00
5/8/2025	Kimberly Keeth	Educational Services	7010596206	\$2,285.00
5/8/2025	Konstantina Staneva	Educational Services	STA041025	\$619.17
5/8/2025	Laura DeSoto	Educational Services	7010591569	\$270.00
5/8/2025	Laura Palmer	Educational Services	PAL041025	\$160.00
5/8/2025	Laura Palmer	Educational Services	PAL041625	\$80.00
5/8/2025	Laura Saldana	Educational Services	SAL040425a	\$200.00
5/8/2025	Laura Saldana	Educational Services	SAL040425	\$200.00
5/8/2025	Laura Saldana	Educational Services	SAL040425b	\$200.00
5/8/2025	Leah Saludares	Educational Services	SAL040825	\$800.00
5/8/2025	Liana Loya	Educational Services	LOY041425	\$1,550.00
5/8/2025	Lindsay Butler	Educational Services	BUT040425	\$185.00
5/8/2025	Lindsay Butler	Educational Services	BUT041025	\$110.00
5/8/2025	Lisa McCabe	Educational Services	MCC041025	\$245.00
5/8/2025	Marika Dewey	Educational Services	DEW040725	\$247.20
5/8/2025	Marzena Mosco	Educational Services	MOS041125	\$75.00
5/8/2025	Mathnasium of Mission Gorge	Educational Services	7010589062	\$320.00
5/8/2025	Megan McDaniel	Educational Services	MCD042125	\$378.00
5/8/2025	Megan McDaniel	Educational Services	MCD042125a	\$198.00
5/8/2025	Melissa J. Diwa Enterprises	Educational Services	7010583843	\$1,572.00
5/8/2025	Melissa J. Diwa Enterprises	Educational Services	7010587574	\$360.00
5/8/2025	Melissa J. Diwa Enterprises	Educational Services	7010589057	\$180.00
5/8/2025	Melissa J. Diwa Enterprises	Educational Services	7010591567	\$675.00
5/8/2025	Melissa J. Diwa Enterprises	Educational Services	7010592401	\$288.00
5/8/2025	Melissa J. Diwa Enterprises	Educational Services	7010592883	\$180.00
5/8/2025	Mi Coloma	Educational Services	COL041725	\$180.00
5/8/2025	Mia Nguyen	Educational Services	NGU041625	\$65.00
5/8/2025	Michael Schreiber	Educational Services	SCH041425	\$150.65
5/8/2025	Michelle Ahlswede	Educational Services	AHL041425	\$40.00
5/8/2025	Milly Haynes	Educational Services	7010583876	\$518.40
5/8/2025	Mini Musicians, LLC	Educational Services	7010583914	\$330.00
5/8/2025	Ms. Ree Math	Educational Services	7010583926	\$100.00

Elite Academic Academy - Mountain Empire

5/8/2025	Naomi Wade	Educational Services	WAD041525	\$318.44
5/8/2025	Natalia Martinez Rodriguez	Educational Services	MAR040725	\$285.00
5/8/2025	Natasha Strombergs	Educational Services	STR040425	\$129.00
5/8/2025	Nicole Hutchens	Educational Services	HUT041725	\$250.00
5/8/2025	Nicole Reed	Educational Services	REE040425	\$681.63
5/8/2025	Oscar Azmitia	Educational Services	AZM041425	\$240.00
5/8/2025	Oscar Azmitia	Educational Services	AZM041425a	\$240.00
5/8/2025	Outschool, Inc.	Educational Services	7010591574	\$900.00
5/8/2025	Paint it Black Art, LLC	Educational Services	7010592404	\$100.00
5/8/2025	Playground Players Productions	Educational Services	7010583943	\$408.32
5/8/2025	Priscilla Reinholtz	Educational Services	REI041025	\$247.50
5/8/2025	Rebecca Woolley	Educational Services	WOO040425	\$640.00
5/8/2025	Rebecca Woolley	Educational Services	WOO040725	\$750.00
5/8/2025	Red Dragon Karate, Inc	Educational Services	7010583946	\$1,050.00
5/8/2025	Reeve Johnson Music	Educational Services	7010589064	\$540.00
5/8/2025	Riana Herring	Educational Services	250501	\$1,500.00
5/8/2025	Ricky Steinberg	Educational Services	STE040925	\$160.00
5/8/2025	Roos Music Inc.	Educational Services	7010583950	\$390.00
5/8/2025	Roos Music Inc.	Educational Services	7010583951	\$1,857.75
5/8/2025	Ruth Balshan	Educational Services	BAL041125	\$120.00
5/8/2025	Shamuel Nuas	Educational Services	NUA040725	\$139.00
5/8/2025	Sharon Brown	Educational Services	BRO040425a	\$125.00
5/8/2025	Sharon Brown	Educational Services	BRO040425	\$125.00
5/8/2025	Sherri Pak	Educational Services	PAK040425a	\$165.00
5/8/2025	Sherri Pak	Educational Services	PAK040425	\$165.00
5/8/2025	Shuebox Educational Services	Educational Services	7010583954	\$131.66
5/8/2025	SoCal STEM LLC dba includEducatio	Educational Services	7010585810	\$2,150.00
5/8/2025	Staci Wildman	Educational Services	WIL040425	\$400.00
5/8/2025	Stephanie Vargas	Educational Services	VAR041625	\$120.00
5/8/2025	Sundance Hills Equestrian Center	Educational Services	7010585815	\$5,805.00
5/8/2025	Susan Zaugg	Educational Services	ZAU040925	\$140.00
5/8/2025	Temecula Valley Driving School	Educational Services	7010583962	\$480.00
5/8/2025	Teresa Jimenez	Educational Services	JIM040425	\$46.25
5/8/2025	Teresa Jimenez	Educational Services	JIM040425a	\$42.50

Elite Academic Academy - Mountain Empire

5/8/2025	The Performer's Academy	Educational Services	7010583972	\$255.00
5/8/2025	The Princeton Review	Educational Services	615558	\$5,000.00
5/8/2025	Tonafaya Byrd	Educational Services	BYR040425	\$124.00
5/8/2025	Torrence Temple	Educational Services	100250502	\$1,300.00
5/8/2025	Tranhoai Nguyen	Educational Services	NGU040725	\$160.00
5/8/2025	Tranhoai Nguyen	Educational Services	NGU040825	\$300.00
5/8/2025	Tutoring by Patty Orlaski LLC	Educational Services	7010583977	\$360.00
5/8/2025	Urban Workshop	Educational Services	7010595245	\$268.00
5/8/2025	Urban Workshop	Educational Services	7010591576	\$266.00
5/8/2025	Victoria Jensen	Educational Services	JEN040725	\$121.78
5/8/2025	Victoria Jensen	Educational Services	JEN040925	\$380.00
5/8/2025	Victoria Jensen	Educational Services	JEN041425	\$200.00
5/8/2025	Victoria Jensen	Educational Services	JEN041425a	\$100.00
5/8/2025	Victoria Jensen	Educational Services	JEN041525a	\$125.00
5/8/2025	Victoria Jensen	Educational Services	JEN041525	\$125.00
5/8/2025	Victory Tutoring	Educational Services	7010583981	\$2,701.00
5/8/2025	Vincent LeGiec	Educational Services	LEG042425	\$127.20
5/8/2025	Waterworks Swim School	Educational Services	7010588015	\$478.80
5/8/2025	Waterworks Swim School	Educational Services	7010588016	\$353.60
5/8/2025	Wendy Iwamoto	Educational Services	IWA040925	\$150.00
5/8/2025	West Coast Krav Maga (Murrieta)	Educational Services	7010589071	\$497.00
5/8/2025	West Coast Krav Maga (Temecula)	Educational Services	7010583989	\$517.00
5/8/2025	ZT Prospects Academy	Educational Services	7010584006	\$1,270.00
5/8/2025	Knight Security & Fire Systems	Fire, Alarm & Pest control	216483	\$20.00
5/8/2025	Molly Maid of Temecula Valley	Janitorial Services	20250430-EA	\$495.00
5/8/2025	Blank Rome LLP	Legal Fees	2274292	\$243.25
5/8/2025	Stukent, Inc.	Marketing	28172	\$2,885.00
5/8/2025	Amazon Capital Services, Inc.	Materials & Supplies - Office	1Q1M-XGRF-HK37	\$329.91
5/8/2025	Amazon Capital Services, Inc.	Materials & Supplies - Office	179R-7H76-QPVN	\$25.01
5/8/2025	Amrit Kaur	Misc. Operating Expense	KAU040925b	\$72.61
5/8/2025	Uline	Postage & Delivery - Educational	192012395	\$104.84
5/8/2025	Uline	Postage & Delivery - Educational	192085209	\$439.90
5/8/2025	Life Storage	Rent - Facilities Lease	005May2025#658b	\$141.00
5/8/2025	NCS Pearson, Inc.	Special Education Services	28541152	\$359.58

Warrant Register: April 26, 2025 - June 5, 2025, April Credit Card Charges

Elite Academic Academy - Mountain Empire

5/8/2025	TSW Therapy, Inc.	Special Education Services	3372	\$819.00
5/8/2025	TSW Therapy, Inc.	Special Education Services	3371	\$1,603.89
5/8/2025	Engage XR Limited	Technology Services & Software - Educationa	SI-202504-0004	\$390.00
5/8/2025	Engage XR Limited	Technology Services & Software - Educationa	SI-202504-0008	\$375.00
5/8/2025	OPS	Technology Services & Software - Educationa	2611	\$1,970.04
5/8/2025	T-Mobile	Technology Services & Software - Educationa	988741886-24	\$6,725.00
5/8/2025	Zoom Video Communications Inc.	Technology Services & Software - Educationa	INV302432118	\$39.66
5/8/2025	Amrit Kaur	Travel, Lodging & Meals	KAU040925a	\$24.16
5/8/2025	Amrit Kaur	Travel, Lodging & Meals	KAU040925	\$68.72
5/8/2025	Chelsea Aicard	Travel, Lodging & Meals	AIC041625	\$148.08
5/8/2025	Lupe Rodriguez	Travel, Lodging & Meals	ROD042325	\$130.67
5/8/2025	Southern California Edison	Utilities - Gas/Electric/Water	005MaySCE2025ME	\$104.68
5/23/2025	Jordan McNeff	Educational Services	013	\$1,000.00
5/23/2025	Neesha N. Rahim	Educational Services	069	\$12,000.00
5/23/2025	Sarah Shannon	Educational Services	030	\$1,875.20
5/23/2025	Star Way Productions	Educational Services	164094	\$6,851.00
5/27/2025	CliftonLarsonAllen LLP	Accounting Fees / Audit	L251299257	\$3,666.75
5/27/2025	Accelerate Education, Inc.	Approved Core Curriculum, Teacher Manuals	8006	\$663.00
5/27/2025	Beautiful Feet Books, Inc.	Approved Core Curriculum, Teacher Manuals	31287	\$604.69
5/27/2025	BookShark, LLC	Approved Core Curriculum, Teacher Manuals	BI0054156	\$540.89
5/27/2025	BookShark, LLC	Approved Core Curriculum, Teacher Manuals	BI0054157	\$711.46
5/27/2025	BookShark, LLC	Approved Core Curriculum, Teacher Manuals	BI0054155	\$266.57
5/27/2025	Dash Into Learning	Approved Core Curriculum, Teacher Manuals	56688	\$49.99
5/27/2025	Essentials in Writing	Approved Core Curriculum, Teacher Manuals	455434	\$158.55
5/27/2025	Exploration Education	Approved Core Curriculum, Teacher Manuals	05948	\$158.18
5/27/2025	Hewitt Learning	Approved Core Curriculum, Teacher Manuals	108689	\$185.02
5/27/2025	Hewitt Learning	Approved Core Curriculum, Teacher Manuals	108690	\$181.83
5/27/2025	Honest History Co.	Approved Core Curriculum, Teacher Manuals	11074	\$87.18
5/27/2025	Ivy Kids LLC	Approved Core Curriculum, Teacher Manuals	6301	\$103.80
5/27/2025	Ivy Kids LLC	Approved Core Curriculum, Teacher Manuals	6297	\$239.70
5/27/2025	Ivy Kids LLC	Approved Core Curriculum, Teacher Manuals	6300	\$125.85
5/27/2025	Lit League LLC	Approved Core Curriculum, Teacher Manuals	11754	\$143.80
5/27/2025	Lit League LLC	Approved Core Curriculum, Teacher Manuals	11756	\$350.17
5/27/2025	Rainbow Resource Center	Approved Core Curriculum, Teacher Manuals	4985212	\$41.10

Warrant Register: April 26, 2025 - June 5, 2025, April Credit Card Charges

Elite Academic Academy - Mountain Empire

5/27/2025	Rainbow Resource Center	Approved Core Curriculum, Teacher Manuals	4967831	\$459.40
5/27/2025	Rainbow Resource Center	Approved Core Curriculum, Teacher Manuals	4985210	\$45.10
5/27/2025	Rainbow Resource Center	Approved Core Curriculum, Teacher Manuals	4981182	\$86.76
5/27/2025	Rainbow Resource Center	Approved Core Curriculum, Teacher Manuals	4981190	\$243.90
5/27/2025	Silicon Valley High School, Inc.	Approved Core Curriculum, Teacher Manuals	51-4777	\$125.00
5/27/2025	Singapore Math Inc.	Approved Core Curriculum, Teacher Manuals	S363987	\$98.64
5/27/2025	Singapore Math Inc.	Approved Core Curriculum, Teacher Manuals	S363396	\$122.05
5/27/2025	Studies Weekly	Approved Core Curriculum, Teacher Manuals	531688	\$48.88
5/27/2025	Studies Weekly	Approved Core Curriculum, Teacher Manuals	532185	\$48.43
5/27/2025	De Lage Landen Financial Services, I	Copier Lease, Service, Toner & Repair	590188018	\$70.15
5/27/2025	Amanda Fernandez	Core Teaching/Student Supplies	FER042525	\$119.99
5/27/2025	Amazon Capital Services, Inc.	Core Teaching/Student Supplies	1FNQ-WJ7P-9L4D	\$556.46
5/27/2025	Amazon Capital Services, Inc.	Core Teaching/Student Supplies	17W1-JX6C-J3R9	\$1,735.33
5/27/2025	Amazon Capital Services, Inc.	Core Teaching/Student Supplies	1PJX-1XCT-3HJW	\$23.50
5/27/2025	Amazon Capital Services, Inc.	Core Teaching/Student Supplies	1NYT-JG6X-M9ML	\$716.38
5/27/2025	Amazon Capital Services, Inc.	Core Teaching/Student Supplies	XM-M49P-7LF7	\$422.20
5/27/2025	Amazon Capital Services, Inc.	Core Teaching/Student Supplies	1J4Q-91TC-D3JV	\$90.51
5/27/2025	Amazon Capital Services, Inc.	Core Teaching/Student Supplies	1TDL-X9W7-KNFQ	\$31.02
5/27/2025	Amazon Capital Services, Inc.	Core Teaching/Student Supplies	16VJ-3QVP-D6V6	\$30.95
5/27/2025	Amazon Capital Services, Inc.	Core Teaching/Student Supplies	1TQR-QJT1-1D41	\$20.46
5/27/2025	Amazon Capital Services, Inc.	Core Teaching/Student Supplies	1LD4-NC94-94CR	\$199.56
5/27/2025	Baseline Print, LLC	Core Teaching/Student Supplies	12026	\$2,759.50
5/27/2025	Baseline Print, LLC	Core Teaching/Student Supplies	12035	\$225.00
5/27/2025	Blick Art Materials	Core Teaching/Student Supplies	5322988	\$16.79
5/27/2025	Blick Art Materials	Core Teaching/Student Supplies	5343040	\$25.85
5/27/2025	Blick Art Materials	Core Teaching/Student Supplies	5362236	\$10.93
5/27/2025	Erika Corral	Core Teaching/Student Supplies	COR050525	\$7.99
5/27/2025	KiwiCo, Inc.	Core Teaching/Student Supplies	KE-ABA06B2B04102510	\$371.60
5/27/2025	KiwiCo, Inc.	Core Teaching/Student Supplies	KE-3A267FC404162522	\$54.32
5/27/2025	KiwiCo, Inc.	Core Teaching/Student Supplies	KE-2CFEAA1A04162519	\$88.09
5/27/2025	My ZOO Box	Core Teaching/Student Supplies	4B9B26BD-0037	\$113.85
5/27/2025	A+ In Home Tutors dba Firefly Tutor	Educational Services	7010596170	\$675.00
5/27/2025	A+ Tutoring	Educational Services	7010594672	\$560.00
5/27/2025	ATH Academy	Educational Services	7010595131	\$180.00

Elite Academic Academy - Mountain Empire

5/27/2025	Abby Nelson	Educational Services	NEL042925	\$640.00
5/27/2025	Academy of Music and Arts - Murrie	Educational Services	7010596172	\$1,336.50
5/27/2025	Adelaida Abner	Educational Services	ABN050725	\$180.00
5/27/2025	Adelaida Abner	Educational Services	ABN050525	\$180.00
5/27/2025	Adventure with Wildflowers	Educational Services	7010551992	\$75.00
5/27/2025	Aislynn Gamez	Educational Services	GAM043025	\$92.00
5/27/2025	Alan Pearce	Educational Services	PEA042525	\$185.00
5/27/2025	Alicia Hvidsten	Educational Services	HVI050125	\$280.00
5/27/2025	Alicia Hvidsten	Educational Services	HVI050525	\$709.76
5/27/2025	Alicia Larson	Educational Services	LAR042825	\$260.74
5/27/2025	Alicia M Ferreira Studios	Educational Services	7010595124	\$1,080.00
5/27/2025	Alicia Topping	Educational Services	TOP042525a	\$171.50
5/27/2025	Alicia Topping	Educational Services	TOP042525	\$175.00
5/27/2025	All Students Learning	Educational Services	7010597334	\$450.00
5/27/2025	All Things Music	Educational Services	7010595127	\$600.00
5/27/2025	Amanda Fernandez	Educational Services	FER050625	\$57.75
5/27/2025	Amanda Fernandez	Educational Services	FER042825	\$46.37
5/27/2025	Andres Yee	Educational Services	YEE043025	\$200.00
5/27/2025	Angel Bareno-Egan	Educational Services	BAR050125	\$280.00
5/27/2025	Angel Bareno-Egan	Educational Services	BAR050125a	\$280.00
5/27/2025	Ann Shaw	Educational Services	SHA043025	\$550.00
5/27/2025	Anna Wilson	Educational Services	WIL042925	\$753.00
5/27/2025	Anthony Vitale	Educational Services	VIT050525	\$190.00
5/27/2025	Anthony Vitale	Educational Services	VIT050225	\$190.00
5/27/2025	Anton Butenko	Educational Services	BUT050525	\$236.00
5/27/2025	April Holemo	Educational Services	HOL042825	\$50.00
5/27/2025	April Holemo	Educational Services	HOL042925	\$190.00
5/27/2025	April Holemo	Educational Services	HOL050625	\$20.00
5/27/2025	Arpege Madrigal	Educational Services	MAD050125	\$200.85
5/27/2025	Ashley Andrews	Educational Services	AND042925	\$80.00
5/27/2025	Ashley Andrews	Educational Services	AND042925a	\$60.00
5/27/2025	Ashley Andrews	Educational Services	AND042925b	\$57.00
5/27/2025	Ashley Lamb	Educational Services	LAM050525	\$45.00
5/27/2025	Audrey Steensma	Educational Services	STE050725	\$195.62

Elite Academic Academy - Mountain Empire

5/27/2025	Branche Jones	Educational Services	138	\$1,500.00
5/27/2025	Brandon Gladue	Educational Services	GLA042925	\$525.00
5/27/2025	Breeaana Torres	Educational Services	TOR042525	\$250.00
5/27/2025	Brittney Fontyn	Educational Services	FON050125	\$60.00
5/27/2025	Brooke Press	Educational Services	PRE042825a	\$46.00
5/27/2025	Brooke Press	Educational Services	PRE042825	\$56.00
5/27/2025	Bryan Thunstrom	Educational Services	THU050125	\$100.00
5/27/2025	Bryan Thunstrom	Educational Services	THU042525	\$112.05
5/27/2025	Bryan Thunstrom	Educational Services	THU042525a	\$100.00
5/27/2025	Buzzy Mae Music Academy	Educational Services	7010596182	\$155.00
5/27/2025	California Pacific Ballet Academy LLC	Educational Services	7010599150	\$237.00
5/27/2025	Cambria Lingenfelder	Educational Services	7010595158	\$2,210.00
5/27/2025	Candace Nielson	Educational Services	NIE042925	\$91.00
5/27/2025	Candace Nielson	Educational Services	NIE042825b	\$180.00
5/27/2025	Candace Nielson	Educational Services	NIE042825	\$75.00
5/27/2025	Candace Nielson	Educational Services	NIE042925b	\$110.50
5/27/2025	Candace Nielson	Educational Services	NIE042825a	\$71.25
5/27/2025	Candace Nielson	Educational Services	NIE042825e	\$180.00
5/27/2025	Candace Nielson	Educational Services	NIE042825d	\$180.00
5/27/2025	Candace Nielson	Educational Services	NIE042925a	\$130.00
5/27/2025	Candace Nielson	Educational Services	NIE042825c	\$180.00
5/27/2025	Candace Nielson	Educational Services	NIE042525	\$100.00
5/27/2025	Caroline Beus	Educational Services	7010598255	\$210.00
5/27/2025	Charlie Ekeroth	Educational Services	EKE050525	\$282.00
5/27/2025	Charlotte Littlehales	Educational Services	7010595643	\$623.00
5/27/2025	Chelsea Kleist	Educational Services	KLE042825	\$311.34
5/27/2025	Christine Clark	Educational Services	CLA042525	\$60.67
5/27/2025	Coastal Music Studios	Educational Services	7010596184	\$1,845.00
5/27/2025	Code Ninjas Encinitas	Educational Services	7010599210	\$289.00
5/27/2025	Colina Carothers	Educational Services	CAR042825	\$40.00
5/27/2025	Corona Music Center	Educational Services	7010597685	\$168.00
5/27/2025	Courtney White Menezes	Educational Services	WHI042925	\$100.00
5/27/2025	Creative Solutions Tutoring	Educational Services	7010600360	\$408.00
5/27/2025	Cristina Gregorio	Educational Services	GRE042925a	\$37.50

Elite Academic Academy - Mountain Empire

5/27/2025	Cristina Gregorio	Educational Services	GRE042925	\$180.00
5/27/2025	Dan Taylor's Karate Training Center,	Educational Services	7010600363	\$75.00
5/27/2025	Danyelle Dale	Educational Services	DAL050625	\$407.00
5/27/2025	David Barnes	Educational Services	7010598354	\$480.00
5/27/2025	Delta Learning Space	Educational Services	7010597343	\$385.00
5/27/2025	Delynn Susan Heid	Educational Services	7010596576	\$420.00
5/27/2025	Delynn Susan Heid	Educational Services	7010596199	\$505.00
5/27/2025	Diana Davies	Educational Services	DAV050525	\$108.75
5/27/2025	Diana Davies	Educational Services	DAV042925	\$25.00
5/27/2025	Diana Davies	Educational Services	DAV050125	\$94.00
5/27/2025	Diana Davies	Educational Services	DAV050125a	\$94.00
5/27/2025	Diana Nevarez	Educational Services	NEV043025	\$165.00
5/27/2025	Diana Nevarez	Educational Services	NEV043025a	\$165.00
5/27/2025	Drama Kids Temecula Valley and Mc	Educational Services	7010599051	\$150.00
5/27/2025	Drawn2Art San Diego Inc.	Educational Services	7010595138	\$654.00
5/27/2025	Eddie Khoury	Educational Services	KHO042825	\$280.00
5/27/2025	Edna Vazquez	Educational Services	VAZ042925a	\$53.00
5/27/2025	Edna Vazquez	Educational Services	VAZ042925	\$53.00
5/27/2025	Edward Walker	Educational Services	WAL050725a	\$88.64
5/27/2025	Edward Walker	Educational Services	WAL050725b	\$61.47
5/27/2025	Edward Walker	Educational Services	WAL050725	\$144.00
5/27/2025	Elena Lemmon	Educational Services	LEM050525	\$174.00
5/27/2025	Elise Boddie	Educational Services	BOD043025	\$210.00
5/27/2025	Elizabeth Jacinto	Educational Services	JAC050525	\$380.00
5/27/2025	Elizabeth Jacinto	Educational Services	JAC050725	\$175.00
5/27/2025	Elizabeth Jacinto	Educational Services	JAC050725a	\$175.00
5/27/2025	Elizabeth Jacinto	Educational Services	JAC050525a	\$160.00
5/27/2025	Endeavor Gymnastics	Educational Services	7010597345	\$118.00
5/27/2025	Erika Lupo	Educational Services	LUP042525	\$507.79
5/27/2025	Evaly Hanson	Educational Services	HAN050225	\$40.95
5/27/2025	Evaly Hanson	Educational Services	HAN042525	\$122.50
5/27/2025	Fallbrook Gymnastics Club	Educational Services	7010595143	\$847.60
5/27/2025	Freedom in Motion Inc.	Educational Services	7010597686	\$1,330.00
5/27/2025	Freedom in Motion Inc.	Educational Services	7010599053	\$190.00

Elite Academic Academy - Mountain Empire

5/27/2025	Friends of Willow Tree	Educational Services	7010597349	\$10,036.39
5/27/2025	Gabriela Valdivia	Educational Services	VAL042825	\$260.00
5/27/2025	Gabrielle Albanese	Educational Services	ALB050625a	\$150.00
5/27/2025	Gabrielle Albanese	Educational Services	ALB050625	\$150.00
5/27/2025	Gathered Oak LLC	Educational Services	7010600364	\$1,014.50
5/27/2025	Gina Eden Tutoring	Educational Services	7010595145	\$470.00
5/27/2025	Gina Valdez	Educational Services	VAL043025	\$390.00
5/27/2025	Giordano's ATA Martial Arts	Educational Services	7010596328	\$150.00
5/27/2025	Gum Tree Nature Camp	Educational Services	7010598355	\$1,776.40
5/27/2025	Gymninny Kids Inc	Educational Services	7010596218	\$2,955.25
5/27/2025	Happy Minds Tutoring LLC	Educational Services	7010599055	\$320.00
5/27/2025	Happy Minds Tutoring LLC	Educational Services	7010596198	\$665.00
5/27/2025	Happy Minds Tutoring LLC	Educational Services	7010599212	\$345.00
5/27/2025	Head2Heart Partners in Education	Educational Services	7010597351	\$2,153.85
5/27/2025	Holli Steffen	Educational Services	STE050525	\$32.98
5/27/2025	Hollywood Music - SD County	Educational Services	7010595149	\$255.00
5/27/2025	Hollywood Music - SD County	Educational Services	7010598264	\$110.00
5/27/2025	Homeschooling in Nature LLC	Educational Services	7010595150	\$544.00
5/27/2025	Hope for Reading*	Educational Services	7010596202	\$75.00
5/27/2025	Isela Sanchez	Educational Services	SAN043025	\$52.00
5/27/2025	Ivan Anguiano	Educational Services	ANG050225	\$500.00
5/27/2025	JKG Learning, LLC - DBA Sylvan Learning	Educational Services	7010597688	\$944.00
5/27/2025	JN Music Studio	Educational Services	7010595153	\$433.34
5/27/2025	Jack Panasci	Educational Services	PAN043025	\$185.00
5/27/2025	Jacob Coronado	Educational Services	COR042825	\$206.00
5/27/2025	Jacob Coronado	Educational Services	COR042825a	\$206.00
5/27/2025	Jacquelynn Hoare	Educational Services	HOA042525b	\$70.00
5/27/2025	Jacquelynn Hoare	Educational Services	HOA042825	\$90.00
5/27/2025	Jacquelynn Hoare	Educational Services	HOA042525	\$68.00
5/27/2025	Jacquelynn Hoare	Educational Services	HOA042525a	\$95.00
5/27/2025	Jacquelynn Hoare	Educational Services	HOA042525c	\$70.00
5/27/2025	Jason Koons	Educational Services	KOO050725	\$160.00
5/27/2025	Jeannette Growler	Educational Services	GRO050725	\$60.00
5/27/2025	Jeannette Growler	Educational Services	GRO050725a	\$60.00

Elite Academic Academy - Mountain Empire

5/27/2025	Jeffrey Johnson	Educational Services	7010596205	\$396.00
5/27/2025	Jena Pomeroy	Educational Services	POM042925	\$66.67
5/27/2025	Jennifer Flood	Educational Services	FLO042525	\$57.50
5/27/2025	Jennifer Flood	Educational Services	FLO042525b	\$57.50
5/27/2025	Jennifer Flood	Educational Services	FLO042825	\$87.50
5/27/2025	Jennifer Flood	Educational Services	FLO042525c	\$300.00
5/27/2025	Jennifer Flood	Educational Services	FLO042525a	\$57.50
5/27/2025	Jennifer Flood	Educational Services	FLO050525	\$195.00
5/27/2025	Jennifer Flood	Educational Services	FLO050725	\$350.00
5/27/2025	Jessica Boles	Educational Services	BOL042825	\$41.60
5/27/2025	Joanie Mendenhall Studio Inc.	Educational Services	7010596204	\$675.00
5/27/2025	Jonah Arter	Educational Services	ART043025	\$104.00
5/27/2025	Jonah Arter	Educational Services	ART050525	\$200.00
5/27/2025	Jonah Arter	Educational Services	ART043025a	\$149.00
5/27/2025	Karin Leonard	Educational Services	7010596210	\$1,320.00
5/27/2025	Karina Leon	Educational Services	LEO050225	\$199.00
5/27/2025	Karina Leon	Educational Services	LEO043025	\$65.00
5/27/2025	Karina Leon	Educational Services	LEO050225a	\$249.00
5/27/2025	Katherine Orme	Educational Services	ORM043025a	\$105.00
5/27/2025	Katherine Orme	Educational Services	ORM050525	\$95.00
5/27/2025	Katherine Orme	Educational Services	ORM043025	\$105.00
5/27/2025	Katherine Orme	Educational Services	ORM043025b	\$90.00
5/27/2025	Katherine Orme	Educational Services	ORM050625	\$120.00
5/27/2025	Kelsey Swann	Educational Services	SWA043025	\$60.00
5/27/2025	Kelsey Swann	Educational Services	SWA050625	\$267.00
5/27/2025	Kelsey Swann	Educational Services	SWA050625a	\$246.00
5/27/2025	Kelsey Swann	Educational Services	SWA043025a	\$60.00
5/27/2025	Kenya Delgado	Educational Services	DEL050525	\$225.00
5/27/2025	Keris Binder	Educational Services	7010599047	\$325.00
5/27/2025	Kidokinetics San Diego/North Count	Educational Services	7010599151	\$100.00
5/27/2025	Kids Broadcasting Academy	Educational Services	7010597690	\$218.75
5/27/2025	Kimberly Stephens	Educational Services	STEP050625	\$80.00
5/27/2025	Kristen Lee	Educational Services	7010598689	\$770.00
5/27/2025	Kylie Bridgford	Educational Services	BRI042525	\$91.25

Elite Academic Academy - Mountain Empire

5/27/2025	Kylie Bridgford	Educational Services	BRI042525a	\$57.60
5/27/2025	Kylie Bridgford	Educational Services	BRI042825	\$82.00
5/27/2025	Kylie Bridgford	Educational Services	BRI043025	\$115.20
5/27/2025	Laura Palmer	Educational Services	PAL042525a	\$150.00
5/27/2025	Laura Palmer	Educational Services	PAL042525	\$80.00
5/27/2025	Laura Palmer	Educational Services	PAL042925	\$160.00
5/27/2025	Laura Palmer	Educational Services	PAL042825	\$130.00
5/27/2025	Laura Ramirez	Educational Services	RAM050625	\$205.00
5/27/2025	Laura Saldana	Educational Services	SAL050725b	\$200.00
5/27/2025	Laura Saldana	Educational Services	SAL050725	\$200.00
5/27/2025	Laura Saldana	Educational Services	SAL050725a	\$200.00
5/27/2025	Laura Shepherd	Educational Services	SHE050725	\$300.00
5/27/2025	Lauren Hernandez	Educational Services	HERN050725	\$341.92
5/27/2025	Leading Note Studios	Educational Services	7010595155	\$217.50
5/27/2025	Leading Note Studios-San Marcos, L	Educational Services	7010595157	\$692.50
5/27/2025	Learn Beyond the Book, LLC	Educational Services	7010597353	\$134.87
5/27/2025	Learn with Christina	Educational Services	7010595639	\$759.34
5/27/2025	Literacy Lane Tutoring	Educational Services	7010596212	\$320.00
5/27/2025	Literacy Lane Tutoring	Educational Services	7010595641	\$320.00
5/27/2025	Living Literary, LLC	Educational Services	7010597354	\$75.00
5/27/2025	Living Literary, LLC	Educational Services	7010596587	\$350.00
5/27/2025	ML Tutoring	Educational Services	7010595162	\$1,785.00
5/27/2025	Marian Mortensen	Educational Services	MOR042525	\$131.67
5/27/2025	Marika Dewey	Educational Services	DEW050525	\$400.00
5/27/2025	Marsha Williams	Educational Services	WIL043025	\$175.00
5/27/2025	Mary Longbottom Tutoring	Educational Services	7010595645	\$50.00
5/27/2025	Marzena Mosco	Educational Services	MOS043025	\$25.00
5/27/2025	Mathnasium of Mission Gorge	Educational Services	7010597359	\$293.00
5/27/2025	Mathnasium of South Escondido	Educational Services	7010595160	\$2,042.50
5/27/2025	Mathnasium of Temecula	Educational Services	7010595652	\$319.00
5/27/2025	Megan Hammond	Educational Services	HAM042525	\$80.00
5/27/2025	Megan Hammond	Educational Services	HAM050725	\$57.00
5/27/2025	Megan Hammond	Educational Services	HAM050725a	\$80.00
5/27/2025	Megan Purcell	Educational Services	PUR050525	\$99.00

Elite Academic Academy - Mountain Empire

5/27/2025	Megan Thornton	Educational Services	THO042525	\$100.00
5/27/2025	Melissa J. Diwa Enterprises	Educational Services	7010598261	\$360.00
5/27/2025	Melissa J. Diwa Enterprises	Educational Services	7010597341	\$528.00
5/27/2025	Melissa J. Diwa Enterprises	Educational Services	7010595136	\$5,454.00
5/27/2025	Melissa J. Diwa Enterprises	Educational Services	7010600358	\$1,014.00
5/27/2025	Melissa J. Diwa Enterprises	Educational Services	7010599703	\$777.00
5/27/2025	Melissa Navetta	Educational Services	NAV050125	\$120.00
5/27/2025	Melissa Rowley	Educational Services	ROW042825a	\$75.00
5/27/2025	Melissa Rowley	Educational Services	ROW042825b	\$71.25
5/27/2025	Melissa Rowley	Educational Services	ROW042825	\$100.00
5/27/2025	Menchie Adkinson	Educational Services	ADK043025	\$189.00
5/27/2025	Michael Schreiber	Educational Services	SCH042825	\$150.65
5/27/2025	Michelle Peabody	Educational Services	PEA042925	\$200.00
5/27/2025	Michelle Peabody	Educational Services	PEA042825	\$275.00
5/27/2025	Milly Haynes	Educational Services	7010595146	\$172.80
5/27/2025	Mini Musicians, LLC	Educational Services	7010598270	\$330.00
5/27/2025	Mr. D Math, LLC	Educational Services	7010596594	\$225.00
5/27/2025	Ms. Ree Math	Educational Services	7010597360	\$350.00
5/27/2025	Natalia Martinez Rodriguez	Educational Services	MAR042925	\$350.00
5/27/2025	Natalie Dawson	Educational Services	DAW042925	\$169.00
5/27/2025	Nava Soccer Development	Educational Services	7010597347	\$2,190.00
5/27/2025	Noonan Family Swim School, Inc.	Educational Services	7010595164	\$954.10
5/27/2025	Noonan Family Swim School, Inc.	Educational Services	7010595166	\$297.00
5/27/2025	On Pointe Productions, LLC	Educational Services	7010595658	\$200.00
5/27/2025	On Pointe Productions, LLC	Educational Services	7010594679	\$200.00
5/27/2025	Outschool, Inc.	Educational Services	7010594681	\$50.00
5/27/2025	Outschool, Inc.	Educational Services	7010595172	\$321.00
5/27/2025	PMA of Encinitas LLC	Educational Services	7010597361	\$167.00
5/27/2025	Paint it Black Art, LLC	Educational Services	7010595660	\$800.00
5/27/2025	Phaedra Ehring	Educational Services	EHR050225	\$111.35
5/27/2025	Playground Players Productions	Educational Services	7010599058	\$350.00
5/27/2025	Power of Leverage Brazilian Jiu Jitsu	Educational Services	7010595175	\$165.00
5/27/2025	Priscila Olaes Ramirez	Educational Services	OLA043025	\$139.00
5/27/2025	Priscilla Reinholtz	Educational Services	REI042925	\$260.00

Elite Academic Academy - Mountain Empire

5/27/2025	Raffia Music Studio LLC	Educational Services	7010596329	\$100.00
5/27/2025	Reading and Dyslexia Solutions	Educational Services	7010598275	\$280.00
5/27/2025	Rebecca Woolley	Educational Services	WOO050525	\$560.00
5/27/2025	Rebekah Wilson	Educational Services	WIL050625	\$880.00
5/27/2025	Rebekah Wilson	Educational Services	WIL050625a	\$880.00
5/27/2025	Red Dragon Karate, Inc	Educational Services	7010598497	\$1,050.00
5/27/2025	Regine Swim dba Petit A Petit	Educational Services	7010594682	\$510.00
5/27/2025	Renee Denise Faulkner	Educational Services	FAU050525	\$600.00
5/27/2025	Ricky Steinberg	Educational Services	STE050625	\$160.00
5/27/2025	Riffs Music Enterprises Inc	Educational Services	7010596224	\$560.00
5/27/2025	Robin Dapper	Educational Services	7010596186	\$192.03
5/27/2025	Rock Creek Education Center	Educational Services	7010595662	\$2,120.34
5/27/2025	Rock Fitness	Educational Services	7010595179	\$170.00
5/27/2025	Roos Music Inc.	Educational Services	7010596597	\$975.00
5/27/2025	SOL Gratitude Village	Educational Services	7010595231	\$569.33
5/27/2025	San Diego Armed Services YMCA (H	Educational Services	7010595213	\$100.00
5/27/2025	Sand n' Straw Community Farm	Educational Services	7010595222	\$885.00
5/27/2025	Sebesta's Rocking K Ranch	Educational Services	7010595224	\$560.00
5/27/2025	Shamuel Nuas	Educational Services	NUA042925	\$139.00
5/27/2025	Shanelle Gray Studios	Educational Services	7010598276	\$375.00
5/27/2025	Sharon Brown	Educational Services	BRO050625	\$150.00
5/27/2025	Sharon Brown	Educational Services	BRO050625a	\$150.00
5/27/2025	Sharon McKeeman	Educational Services	7010598269	\$137.50
5/27/2025	Sherri Pak	Educational Services	PAK050625a	\$180.00
5/27/2025	Sherri Pak	Educational Services	PAK050625	\$180.00
5/27/2025	Sherry White	Educational Services	7010599705	\$293.00
5/27/2025	Snapology of Solana Beach	Educational Services	7010595227	\$358.34
5/27/2025	Snapology of Solana Beach	Educational Services	7010594683	\$358.33
5/27/2025	SoCal Game Changers	Educational Services	7010599214	\$4,903.50
5/27/2025	Some STEAM 4 Fun	Educational Services	7010595250	\$175.00
5/27/2025	Sonya Rosenberg	Educational Services	7010595188	\$320.00
5/27/2025	Sparks Taekwondo LLC	Educational Services	7010599060	\$767.00
5/27/2025	Sports Saints	Educational Services	7010597363	\$292.93
5/27/2025	Staci Wildman	Educational Services	WIL050525	\$400.00

Elite Academic Academy - Mountain Empire

5/27/2025	Stephanie McClellan	Educational Services	MCC042825	\$71.25
5/27/2025	Susan Zaugg	Educational Services	ZAU050725a	\$50.00
5/27/2025	Susan Zaugg	Educational Services	ZAU050725	\$50.00
5/27/2025	Susana Barber	Educational Services	BAR050625	\$107.00
5/27/2025	Susana Barber	Educational Services	BARB050125	\$40.24
5/27/2025	Team Coach Schu	Educational Services	7010596602	\$250.00
5/27/2025	Temecula Music Teacher, LLC	Educational Services	7010595233	\$258.00
5/27/2025	Temecula Music Teacher, LLC	Educational Services	7010597367	\$899.00
5/27/2025	Temecula Valley Driving School	Educational Services	7010597691	\$998.00
5/27/2025	Teri James	Educational Services	JAM043025	\$500.00
5/27/2025	The Grand Tea Room, Inc.	Educational Services	5725-3	\$30.90
5/27/2025	The Performer's Academy	Educational Services	7010595234	\$255.00
5/27/2025	The Piano Studio	Educational Services	7010595236	\$1,200.00
5/27/2025	The Sk8 Coach	Educational Services	7010596230	\$90.00
5/27/2025	The Sk8 Coach	Educational Services	7010595240	\$2,636.11
5/27/2025	Tonafaya Byrd	Educational Services	BYR043025	\$124.00
5/27/2025	Tonafaya Byrd	Educational Services	BYR043025a	\$188.37
5/27/2025	Tracy Faris	Educational Services	FAR050225	\$69.30
5/27/2025	Tranhoai Nguyen	Educational Services	NGU050225	\$160.00
5/27/2025	Tutoring by Patty Orlaski LLC	Educational Services	7010595242	\$120.00
5/27/2025	U.S. Music Lessons	Educational Services	7010595666	\$354.00
5/27/2025	Victoria Jensen	Educational Services	JEN042825a	\$121.79
5/27/2025	Victoria Jensen	Educational Services	JEN050725a	\$200.00
5/27/2025	Victoria Jensen	Educational Services	JEN042825	\$121.79
5/27/2025	Victoria Jensen	Educational Services	JEN050725	\$200.00
5/27/2025	Victoria Jensen	Educational Services	JEN050725b	\$125.00
5/27/2025	Victoria Warter	Educational Services	WAR050725	\$60.00
5/27/2025	Victoria Warter	Educational Services	WAR043025	\$92.00
5/27/2025	WM Music Lessons, Inc.	Educational Services	7010595669	\$140.00
5/27/2025	Waterworks Aquatics CB	Educational Services	7010598358	\$494.15
5/27/2025	Well-Trained Mind Academy	Educational Services	7010594685	\$830.00
5/27/2025	West Coast Krav Maga (Murrieta)	Educational Services	7010600367	\$796.00
5/27/2025	West Coast Krav Maga (Temecula)	Educational Services	7010595247	\$2,399.64
5/27/2025	ZT Prospects Academy	Educational Services	7010596604	\$250.00

Elite Academic Academy - Mountain Empire

5/27/2025	ZT Prospects Academy	Educational Services	7010596340	\$600.00
5/27/2025	Department of Justice	Fingerprinting	817050	\$97.00
5/27/2025	Blank Rome LLP	Legal Fees	2279738	\$1,529.00
5/27/2025	Mary R. Pierce, Esq.	Legal Fees	202509	\$45.00
5/27/2025	Baseline Print, LLC	Marketing	12019	\$2,065.00
5/27/2025	Baseline Print, LLC	Marketing	12027	\$822.50
5/27/2025	Baseline Print, LLC	Marketing	12058	\$612.50
5/27/2025	Baseline Print, LLC	Marketing	12063	\$4,016.25
5/27/2025	Strongmind, Inc	Marketing	INVSM3230	\$8,210.38
5/27/2025	Amazon Capital Services, Inc.	Materials & Supplies - Office	1P9W-J3WM-DMXP	\$376.41
5/27/2025	Amazon Capital Services, Inc.	Materials & Supplies - Office	17JH-G4X4-6C19	\$82.72
5/27/2025	Amazon Capital Services, Inc.	Materials & Supplies - Office	11HM-FVGL-RV3F	\$20.51
5/27/2025	Frontier	Phone / Internet / Website Fees	006Jun2025-41775	\$195.82
5/27/2025	Purchase Power	Postage & Delivery - Business	005May2025	\$29.71
5/27/2025	FedEx Office and Print Services, Inc.	Postage & Delivery - Educational	OC-792004	\$12.50
5/27/2025	FedEx Office and Print Services, Inc.	Postage & Delivery - Educational	2.702E+11	\$52.27
5/27/2025	FedEx Office and Print Services, Inc.	Postage & Delivery - Educational	170100013419A	\$683.40
5/27/2025	FedEx Office and Print Services, Inc.	Postage & Delivery - Educational	1.701E+11	\$229.76
5/27/2025	FedEx Office and Print Services, Inc.	Postage & Delivery - Educational	1.701E+11	\$14.68
5/27/2025	FedEx Office and Print Services, Inc.	Postage & Delivery - Educational	036400041136	\$53.76
5/27/2025	FedEx Office and Print Services, Inc.	Postage & Delivery - Educational	1.701E+11	\$459.68
5/27/2025	Uline	Postage & Delivery - Educational	192631649A	\$949.56
5/27/2025	Pali Institute	Prepaid Expense	12022	\$3,050.00
5/27/2025	CubeSmart	Rent - Facilities Lease	670589	\$202.40
5/27/2025	Life Storage	Rent - Facilities Lease	006Jun2025#658b	\$141.00
5/27/2025	RentableUSA.com	Rent - Facilities Lease	06Jun2025Lease	\$2,882.00
5/27/2025	Inside Plants	Repairs & Minor Site Improvements	104743	\$130.00
5/27/2025	Barbara Craig	Special Education Services	CRA043025	\$10.00
5/27/2025	TSW Therapy, Inc.	Special Education Services	3387	\$136.50
5/27/2025	TSW Therapy, Inc.	Special Education Services	3388	\$341.25
5/27/2025	National Center for Competency Te	Student Assessments	157498	\$570.50
5/27/2025	Amazon Capital Services, Inc.	Technology Equipment - Staff	11L4-LHDT-Q4YG	\$131.56
5/27/2025	AGiRepair, Inc.	Technology Services & Software - Educationa	AR012923	\$79.00
5/27/2025	School Pathways Holdings, LLC	Technology Services & Software - Educationa	INV-140-08725	\$5,116.49

Warrant Register: April 26, 2025 - June 5, 2025, April Credit Card Charges

Elite Academic Academy - Mountain Empire

5/27/2025	Whoop, Inc.	Technology Services & Software - Educationa	INV5700893	\$239,192.00
5/28/2025	Jesus Ramirez	Educational Services	2025-1	\$175.00
5/29/2025	Apple Inc.	Technology Equipment - Staff	MB70849188	\$8,616.85
6/3/2025	CliftonLarsonAllen LLP	Accounting Fees / Audit	L251317843	\$6,825.00
6/3/2025	Amazon Capital Services, Inc.	Approved Core Curriculum, Teacher Manuals	1XMT-7NL6-DK1T	\$552.39
6/3/2025	Amazon Capital Services, Inc.	Approved Core Curriculum, Teacher Manuals	1KN9-7WC9-19RF	\$714.26
6/3/2025	Athena's Advanced Academy, Inc.	Approved Core Curriculum, Teacher Manuals	1938	\$314.15
6/3/2025	Athena's Advanced Academy, Inc.	Approved Core Curriculum, Teacher Manuals	1940	\$314.15
6/3/2025	Baseline Print, LLC	Approved Core Curriculum, Teacher Manuals	12115	\$1,075.00
6/3/2025	Baseline Print, LLC	Approved Core Curriculum, Teacher Manuals	12116	\$2,282.00
6/3/2025	Baseline Print, LLC	Approved Core Curriculum, Teacher Manuals	12113	\$1,850.00
6/3/2025	Lit League LLC	Approved Core Curriculum, Teacher Manuals	11777	\$85.78
6/3/2025	Lit League LLC	Approved Core Curriculum, Teacher Manuals	11772	\$85.78
6/3/2025	Logic of English	Approved Core Curriculum, Teacher Manuals	SI-241268	\$97.63
6/3/2025	Rainbow Resource Center	Approved Core Curriculum, Teacher Manuals	5012653	\$61.31
6/3/2025	Rainbow Resource Center	Approved Core Curriculum, Teacher Manuals	5036557	\$62.60
6/3/2025	Rainbow Resource Center	Approved Core Curriculum, Teacher Manuals	5037305	\$163.82
6/3/2025	Samuel & Adelaide Company, LLC	Approved Core Curriculum, Teacher Manuals	1000	\$117.17
6/3/2025	Hector Valdez	Board Stipends - Attendance	05May2025MEa	\$300.00
6/3/2025	Kent Christensen	Board Stipends - Attendance	05May2025MEa	\$300.00
6/3/2025	Lindsey Burkett	Board Stipends - Attendance	05May2025MEa	\$300.00
6/3/2025	Amazon Capital Services, Inc.	Core Teaching/Student Supplies	1TVG-F496-4NVF	\$183.69
6/3/2025	Amazon Capital Services, Inc.	Core Teaching/Student Supplies	1XMT-7NL6-DK1T	\$3,054.29
6/3/2025	Amazon Capital Services, Inc.	Core Teaching/Student Supplies	17L3-WYT6-J3HG	\$2,590.11
6/3/2025	Amazon Capital Services, Inc.	Core Teaching/Student Supplies	1MTG-9WCM-31VC	\$97.80
6/3/2025	Amazon Capital Services, Inc.	Core Teaching/Student Supplies	11KD-1VJC-76WH	\$23.09
6/3/2025	Amazon Capital Services, Inc.	Core Teaching/Student Supplies	1KN9-7WC9-19RF	\$161.32
6/3/2025	Amazon Capital Services, Inc.	Core Teaching/Student Supplies	1K4Y-6VRF-QDXT	\$66.54
6/3/2025	Amazon Capital Services, Inc.	Core Teaching/Student Supplies	197H-FKFN-X9KJ	\$29.34
6/3/2025	Amazon Capital Services, Inc.	Core Teaching/Student Supplies	1WXV-FK3Q-17YF	\$19.02
6/3/2025	Amazon Capital Services, Inc.	Core Teaching/Student Supplies	1PDG-FNXC-HDLQ	\$360.25
6/3/2025	Amazon Capital Services, Inc.	Core Teaching/Student Supplies	1JVR-V4MM-LK1W	\$134.63
6/3/2025	Amazon Capital Services, Inc.	Core Teaching/Student Supplies	17PP-1RPY-NLX1	\$210.74
6/3/2025	Baseline Print, LLC	Core Teaching/Student Supplies	12084	\$495.00

Elite Academic Academy - Mountain Empire

6/3/2025	Blick Art Materials	Core Teaching/Student Supplies	5399604	\$21.21
6/3/2025	Mimeo.com, Inc	Core Teaching/Student Supplies	2083934	\$56.07
6/3/2025	Mimeo.com, Inc	Core Teaching/Student Supplies	2082325	\$1,606.98
6/3/2025	Staples Business Credit	Core Teaching/Student Supplies	6032855694	\$104.13
6/3/2025	Staples Business Credit	Core Teaching/Student Supplies	6032855699	\$9.82
6/3/2025	Staples Business Credit	Core Teaching/Student Supplies	6032855690	\$75.45
6/3/2025	Thomas Olson	Core Teaching/Student Supplies	OLS050925	\$126.89
6/3/2025	Gabriela Madero	Dues & Memberships	MAD052225	\$50.00
6/3/2025	A+ Tutoring	Educational Services	7010605095	\$630.00
6/3/2025	A+ Tutoring	Educational Services	7010605353	\$1,120.00
6/3/2025	A+ Tutoring	Educational Services	7010605042	\$280.00
6/3/2025	ATH Academy	Educational Services	7010607280	\$180.00
6/3/2025	Academy of Music and Arts - Murrie	Educational Services	7010607270	\$742.00
6/3/2025	Access Athle-Demics LLC	Educational Services	039	\$2,500.00
6/3/2025	Aimee Grover	Educational Services	GRO051325	\$145.00
6/3/2025	Aimee Grover	Educational Services	GRO050925	\$75.00
6/3/2025	Aislynn Gamez	Educational Services	GAM060225	\$150.00
6/3/2025	Aislynn Gamez	Educational Services	GAM051325	\$150.00
6/3/2025	Alan Pearce	Educational Services	PEA051425a	\$110.96
6/3/2025	Alan Pearce	Educational Services	PEA051325	\$20.00
6/3/2025	Alan Pearce	Educational Services	PEA051425	\$52.50
6/3/2025	Alejandro Segui	Educational Services	SEG051925	\$216.00
6/3/2025	Alicia Hvidsten	Educational Services	HVI051525	\$140.00
6/3/2025	Alicia M Ferreira Studios	Educational Services	7010607272	\$587.00
6/3/2025	Alicia Topping	Educational Services	TOP052025a	\$120.00
6/3/2025	Alicia Topping	Educational Services	TOP052025	\$80.00
6/3/2025	Alicia Topping	Educational Services	TOP052025b	\$210.00
6/3/2025	Amber Willis	Educational Services	WIL051225	\$160.00
6/3/2025	Amorsolo Lacanilao Jr.	Educational Services	LAC051625	\$100.00
6/3/2025	Amy Helfrich	Educational Services	HEL051325a	\$70.00
6/3/2025	Amy Helfrich	Educational Services	HEL051225	\$370.00
6/3/2025	Amy Helfrich	Educational Services	HEL051225a	\$186.16
6/3/2025	Amy Helfrich	Educational Services	HEL051325	\$215.00
6/3/2025	Andres Yee	Educational Services	YEE050925	\$60.00

Elite Academic Academy - Mountain Empire

6/3/2025	Anna Shildrick	Educational Services	006	\$1,000.00
6/3/2025	April Holemo	Educational Services	HOL051225	\$55.00
6/3/2025	Arpege Madrigal	Educational Services	MAD050825	\$210.00
6/3/2025	Ashley Andrews	Educational Services	AND051625	\$432.00
6/3/2025	Ashley Jordan	Educational Services	JOR051525	\$160.00
6/3/2025	Barbara Schmidt	Educational Services	SCH050925	\$633.32
6/3/2025	Beatriz Shelton	Educational Services	SHE051925	\$230.00
6/3/2025	Brenda Rosales	Educational Services	ROS050825	\$34.25
6/3/2025	Candace Nielson	Educational Services	NIE051325a	\$84.00
6/3/2025	Candace Nielson	Educational Services	NIE051325b	\$84.00
6/3/2025	Candace Nielson	Educational Services	NIE051325	\$82.00
6/3/2025	Carolann Magani	Educational Services	005	\$350.00
6/3/2025	Cece's Artistic Touch	Educational Services	1011	\$125.00
6/3/2025	Chelsea Price	Educational Services	PRI051525a	\$145.83
6/3/2025	Chelsea Price	Educational Services	PRI051525	\$199.00
6/3/2025	Cheryl McCormick	Educational Services	042	\$2,736.00
6/3/2025	Christine Clark	Educational Services	CLA051925	\$225.00
6/3/2025	Christine Clark	Educational Services	CLA051525	\$225.00
6/3/2025	Coastal Music Studios	Educational Services	7010605354	\$180.00
6/3/2025	Coastal Music Studios	Educational Services	7010607287	\$1,903.00
6/3/2025	Courtney White Menezes	Educational Services	WHI050825	\$380.00
6/3/2025	Courtney White Menezes	Educational Services	WHI051525b	\$108.00
6/3/2025	Courtney White Menezes	Educational Services	WHI051525a	\$108.00
6/3/2025	Courtney White Menezes	Educational Services	WHI051525	\$110.33
6/3/2025	Creative Solutions Tutoring	Educational Services	7010600964	\$544.00
6/3/2025	Cristina Angulo	Educational Services	ANG051625	\$140.00
6/3/2025	Cristina Angulo	Educational Services	ANG051625a	\$150.00
6/3/2025	Cristina Duke	Educational Services	DUK051625	\$100.00
6/3/2025	Cristina Duke	Educational Services	DUK051425a	\$90.00
6/3/2025	Cristina Duke	Educational Services	DUK051425	\$90.00
6/3/2025	Cristina Duke	Educational Services	DUK051225	\$130.00
6/3/2025	D.D. & S Learning Systems Inc.	Educational Services	7010600858	\$496.00
6/3/2025	D.D. & S Learning Systems Inc.	Educational Services	7010600860	\$434.00
6/3/2025	DRIVEN Tutoring	Educational Services	7010607516	\$2,475.00

Elite Academic Academy - Mountain Empire

6/3/2025	Daisy Brum	Educational Services	BRU050825	\$260.00
6/3/2025	Deanna Do Nascimento	Educational Services	DON050825	\$233.33
6/3/2025	Delynn Susan Heid	Educational Services	7010601358	\$140.00
6/3/2025	Denise Buskirk	Educational Services	7010607286	\$200.00
6/3/2025	Denise Buskirk	Educational Services	7010603813	\$572.50
6/3/2025	Diana Davies	Educational Services	DAV051425a	\$139.00
6/3/2025	Diana Davies	Educational Services	DAV051925	\$62.75
6/3/2025	Diana Davies	Educational Services	DAV051925a	\$62.75
6/3/2025	Diana Davies	Educational Services	DAV051425	\$139.00
6/3/2025	Discover Art/One World-Many View	Educational Services	7010602909	\$867.50
6/3/2025	Discover Art/One World-Many View	Educational Services	7010607290	\$120.00
6/3/2025	Earthroots Field School	Educational Services	7010604810	\$177.00
6/3/2025	Eddie Khoury	Educational Services	KHO051625	\$399.00
6/3/2025	Elise Boddie	Educational Services	BOD050825	\$80.00
6/3/2025	Elizabeth Jacinto	Educational Services	JAC051325a	\$38.03
6/3/2025	Elizabeth Jacinto	Educational Services	JAC051325	\$55.85
6/3/2025	Erica Elias	Educational Services	ELI051225	\$60.00
6/3/2025	Erica Elias	Educational Services	ELI051225a	\$60.00
6/3/2025	Erika Lupo	Educational Services	LUP051625	\$150.00
6/3/2025	Fallbrook Gymnastics Club	Educational Services	7010607292	\$847.60
6/3/2025	Giordano's ATA Martial Arts	Educational Services	7010607518	\$150.00
6/3/2025	Grace Rohrer	Educational Services	ROH050925	\$100.00
6/3/2025	Grace Rohrer	Educational Services	ROH050925a	\$100.00
6/3/2025	Happy Minds Tutoring LLC	Educational Services	7010607519	\$585.00
6/3/2025	Harmony Goldenberg	Educational Services	GOL050825	\$156.83
6/3/2025	Harmony and Horses	Educational Services	7010604718	\$600.00
6/3/2025	Hope for Reading*	Educational Services	7010607299	\$50.00
6/3/2025	JKG Learning, LLC - DBA Sylvan Learning	Educational Services	7010605355	\$944.00
6/3/2025	James Sago	Educational Services	7010604683	\$260.00
6/3/2025	Jennifer Balderson	Educational Services	BAL051425	\$120.00
6/3/2025	Katherine Orme	Educational Services	ORM052125a	\$17.50
6/3/2025	Katherine Orme	Educational Services	ORM052125	\$17.50
6/3/2025	Kathleen Torres	Educational Services	TOR051425	\$262.45
6/3/2025	Kimberly Keeth	Educational Services	7010607305	\$1,955.00

Elite Academic Academy - Mountain Empire

6/3/2025	Konstantina Staneva	Educational Services	STA051525	\$220.00
6/3/2025	Lauren Hernandez	Educational Services	HER050925	\$189.00
6/3/2025	Marin Music Lessons	Educational Services	7010602910	\$630.00
6/3/2025	Marzena Mosco	Educational Services	MOS052225	\$25.00
6/3/2025	Megan Hammond	Educational Services	HAM051225	\$55.00
6/3/2025	Megan McDaniel	Educational Services	MCD050925	\$99.00
6/3/2025	Megan McDaniel	Educational Services	MCD050925a	\$189.00
6/3/2025	Megan Purcell	Educational Services	PUR051525	\$200.00
6/3/2025	Megan Rucker	Educational Services	RUC051525	\$100.00
6/3/2025	Megan Thornton	Educational Services	TH0050825	\$135.00
6/3/2025	Megan Thornton	Educational Services	THO050825a	\$128.25
6/3/2025	Melissa J. Diwa Enterprises	Educational Services	7010602907	\$660.00
6/3/2025	Melissa J. Diwa Enterprises	Educational Services	7010604809	\$180.00
6/3/2025	Melissa J. Diwa Enterprises	Educational Services	7010600851	\$360.00
6/3/2025	Mi Coloma	Educational Services	COL052125	\$180.00
6/3/2025	Mia Nguyen	Educational Services	NGU051325	\$65.00
6/3/2025	Michelle Devlin	Educational Services	DEV050825	\$12.50
6/3/2025	Michelle Gratas	Educational Services	GRA052225a	\$66.66
6/3/2025	Michelle Gratas	Educational Services	GRA051225a	\$112.68
6/3/2025	Michelle Gratas	Educational Services	GRA051225	\$112.64
6/3/2025	Michelle Gratas	Educational Services	GRA052225b	\$66.67
6/3/2025	Michelle Gratas	Educational Services	GRA052225	\$66.67
6/3/2025	Michelle Gratas	Educational Services	GRA051225b	\$112.68
6/3/2025	Norris Performing Arts Center	Educational Services	7010600852	\$150.00
6/3/2025	Norris Performing Arts Center	Educational Services	7010602534	\$150.00
6/3/2025	North County Academy of Dance	Educational Services	7010601601	\$7,775.43
6/3/2025	Outschool, Inc.	Educational Services	7010607529	\$926.76
6/3/2025	Phoenix Sports, Inc	Educational Services	7010603060	\$120.00
6/3/2025	Priscila Olaes Ramirez	Educational Services	OLA060225	\$139.00
6/3/2025	Rebecca Woolley	Educational Services	WOO050925	\$750.00
6/3/2025	Reeve Johnson Music	Educational Services	7010601264	\$135.00
6/3/2025	Robin Dapper	Educational Services	7010607288	\$86.00
6/3/2025	Rockside Music Inc	Educational Services	7010600854	\$187.50
6/3/2025	Roos Music Inc.	Educational Services	7010603062	\$585.00

Elite Academic Academy - Mountain Empire

6/3/2025	Roos Music Inc.	Educational Services	7010603061	\$390.00
6/3/2025	Salvador Garcia	Educational Services	GAR051925	\$605.28
6/3/2025	Sand n' Straw Community Farm	Educational Services	7010607354	\$295.00
6/3/2025	Sanga Manness	Educational Services	MAN051925	\$200.00
6/3/2025	Sarah Shannon	Educational Services	031	\$1,825.20
6/3/2025	Science Guys of San Diego LLC	Educational Services	666	\$330.00
6/3/2025	Sebesta's Rocking K Ranch	Educational Services	7010607358	\$560.00
6/3/2025	Shayne Brazier	Educational Services	BRA051425a	\$240.00
6/3/2025	Shayne Brazier	Educational Services	BRA051425	\$171.00
6/3/2025	Shayne Brazier	Educational Services	BRA051425b	\$180.00
6/3/2025	Sheffield Educational Services	Educational Services	7010601266	\$730.00
6/3/2025	SoCal STEM LLC dba includEDucation	Educational Services	7010600965	\$1,075.00
6/3/2025	Sonya Rosenberg	Educational Services	7010607349	\$160.00
6/3/2025	Stephanie Vargas	Educational Services	VAR051525	\$160.00
6/3/2025	Susan Zaugg	Educational Services	ZAU051425	\$140.00
6/3/2025	Susana Barber	Educational Services	BAR050825	\$43.26
6/3/2025	Swing City	Educational Services	7010607389	\$430.00
6/3/2025	Swing City	Educational Services	7010603136	\$1,410.00
6/3/2025	Teen Road to Safety Temecula	Educational Services	7010604052	\$549.00
6/3/2025	Temecula Valley Driving School	Educational Services	7010604685	\$729.00
6/3/2025	The Little Red Barn Indoor Playgrou	Educational Services	7010607534	\$320.00
6/3/2025	Tiffany Valdez	Educational Services	VAL050825	\$130.00
6/3/2025	Torrence Temple	Educational Services	100250102	\$1,300.00
6/3/2025	Tranhoai Nguyen	Educational Services	NGU051925	\$250.00
6/3/2025	Tumbling 4 Cheer	Educational Services	7010602911	\$1,758.75
6/3/2025	Tumbling 4 Cheer	Educational Services	7010607395	\$231.75
6/3/2025	Victoria Jensen	Educational Services	JEN052125	\$125.00
6/3/2025	Victory Tutoring	Educational Services	7010603341	\$2,501.00
6/3/2025	YouSchool, Inc.	Educational Services	999-999-2169	\$3,000.00
6/3/2025	Certifix Live Scan	Fingerprinting	103104	\$62.50
6/3/2025	Baseline Print, LLC	Marketing	12088	\$4,500.00
6/3/2025	Baseline Print, LLC	Marketing	12025	\$8,730.00
6/3/2025	Video Approach	Marketing	2025-016	\$2,322.50
6/3/2025	Video Approach	Marketing	2025-018	\$1,022.50

Elite Academic Academy - Mountain Empire

6/3/2025	Amazon Capital Services, Inc.	Materials & Supplies - Office	1VLY-3YCW-91CR	\$50.00
6/3/2025	Alyssa Lorelle Fetters	Mileage, Parking & Tolls	FET050825	\$5.50
6/3/2025	Active Security Services	Misc. Operating Expense	001	\$250.00
6/3/2025	Thomas Olson	Postage & Delivery - Educational	OLS050925	\$33.89
6/3/2025	Diligent Corporation	Prepaid Expense	INV480923	\$6,172.27
6/3/2025	Kelvin Education, Inc.	Prepaid Expense	1291	\$636.50
6/3/2025	Nexelm LLC	Rent - Facilities Lease	ELM203_060125	\$2,558.60
6/3/2025	NCS Pearson, Inc.	Special Education Services	28647852	\$277.01
6/3/2025	NCS Pearson, Inc.	Special Education Services	28651416	\$22.50
6/3/2025	National Center for Competency Te: Student Assessments		157474	\$711.50
6/3/2025	National Center for Competency Te: Student Assessments		157597	\$56.50
6/3/2025	AGiRepair, Inc.	Technology Services & Software - Educationa	AR014054	\$79.00
6/3/2025	AGiRepair, Inc.	Technology Services & Software - Educationa	AR014430	\$59.00
6/3/2025	Boom Learning	Technology Services & Software - Educationa	20250509-141450220	\$1,794.00
6/3/2025	OPS	Technology Services & Software - Educationa	2618	\$1,970.04
6/3/2025	School AI, Inc.	Technology Services & Software - Educationa	INV-1508	\$6,000.00
6/3/2025	Alyssa Lorelle Fetters	Travel, Lodging & Meals	FET050825	\$5.17
6/3/2025	Sarah Shannon	Travel, Lodging & Meals	SHA052825	\$377.59
6/3/2025	Thomas Olson	Travel, Lodging & Meals	OLS050925	\$60.57
6/3/2025	Southern California Edison	Utilities - Gas/Electric/Water	006JunSCE2025ME	\$180.00



**EMPLOYMENT AGREEMENT
CHIEF EXECUTIVE OFFICER
(CEO)**

Elite Academic Academy – Mountain Empire

This agreement is entered into between the Board of Trustees, Elite Academic Academy Charter School – Mountain Empire (EAAME) and Chief Executive Officer (“CEO”). Ms. Ashlea Kirkland shall serve as Chief Executive Officer and Secretary to the Board pursuant to Education Code 35035.

I. Term of Contract

The term of the Agreement for Ms. Kirkland to serve as CEO will be from July 1st, 2025 through June 30th, 2027, subject to the terms and conditions hereinafter set forth.

On or before March 15th of each year, the Agreement shall automatically be extended for an additional year unless either the Board or the CEO provides contrary written notice to the other by March 15th of that concluding contract year.

II. Compensation

The CEO's salary for the 2025-2026 school year is \$125,000. In addition, Ms. Kirkland will receive associated STRS retirement compensation in accordance with the annual rates established by STRS. The CEO's salary for subsequent school years subject to this Agreement will be increased as follows:

- Beginning in the 2026-2027 school year, and all subsequent years, the CEO's salary shall be increased by an amount equal to 3%. The CEO reserves the right, at her sole and absolute discretion, to adjust her salary downward (only) or defer her salary in the event EAAME revenue warrants such action(s).
- Beginning July 1, 2025, the CEO shall receive a stipend of \$500 per month for office expenses, travel, and mileage (In lieu of any reimbursement except for provisions under Section VIII - Professional Duties).

III. Duties

The CEO shall perform all duties in accordance with the laws of the State of California and the rules and regulations of the EAAME. All powers and duties legally delegated to the CEO are to be executed in accordance with the policies adopted by the Board.

The CEO shall organize, reorganize, and arrange all staff in a manner, which, in her judgment, best serves the organization. The board will ratify all staffing decisions. Additionally, the CEO will also have direct responsibility over the following areas:

- Program development
- Establishing new charters
- Charter expansion /growth
- Human Resources
- Curriculum & Instruction
- Public Relations
- Daily Operations
- Board Meeting agenda development and board support
- Budget Development / Implementation
- Marketing
- Provide oversight to all associated organizational activities

IV. Sick Leave

The CEO shall accrue sick leave at the rate of one (1) day per month, per contract year. The sick leave may be accumulated without limit.

V. Work Year

The CEO shall render twelve (12) months, 220 days, of full and regular service during each annual period covered by this Agreement. The work year is normally exclusive of Saturdays, Sundays, and holidays. The CEO will also receive 25 vacation days per year (2.08/month). The CEO can carry over any unused vacation days and/or be paid her daily rate for associated days. All days will be verified by her work calendar. Upon termination of this agreement, the Chief Executive Officer shall be entitled to compensation for all unused or accrued vacation days.

VI. Benefits and Reimbursements

State Teachers Retirement System (STRS).

The CEO shall be entitled to health, dental, and vision benefits.

In addition, after five years of service, upon her retirement, or disability, the CEO, after reaching the age of 50, shall receive the same medical, dental, and vision benefits as provided. This benefit shall include the CEO and eligible dependents and continue until the CEO is age 65. In the event the CEO shall pass away prior to reaching age 65, the spouse shall receive the benefits until the CEO would have reached 65. All statutes applicable to sick leave, disability leave and retirement for certificated employees shall apply.

VII. Membership Organization Dues

The EAAME shall pay membership fees for the CEO in three professional organizations, and two community-based organizations of her choosing. The Board shall encourage the CEO to participate on professional committees and attend professional conferences.

VIII. Professional Duties

The CEO shall endeavor to maintain and improve her professional competence by all available means, including joining and participating in appropriate local, state, and national professional educational associations and their activities, as well as professional development, workshops, conferences, visitations, and meetings. EAAME shall pay for all reasonable expenses incurred in connection with these activities. The CEO may undertake consultant work in other outside professional activities as long as it doesn't interfere with EAAME. Such days will be charged as non-contract days.

IX. Evaluation

The Board may annually evaluate the performance of the CEO and the working relationship between the CEO and the Board(s). The annual evaluation may be in writing and completed by the first regular Board meeting in December of each year unless the Board and the CEO agree on another date. The Board's failure to complete an evaluation during any school year, its failure to timely complete or its failure to implement an action plan, shall have no legal effect upon the CEO's continuing employment.

X. Retirement or Termination of Contract

This Agreement may be changed or terminated by mutual consent of the parties hereto provided, however, the party seeking such change or termination shall give not less than sixty (60) days written notice to the other party. Any termination without cause will result in payment to the CEO by EAAME in an amount equal to two (2) full years of salary.

Dated: _____, 2025

ELITE ACADEMIC ACADEMY CHARTER SCHOOL – MOUNTAIN EMPIRE

By: _____

I hereby accept this Offer of Employment and agree to comply with the conditions thereof and to fulfill all of the duties of employment as CEO of EAAME

Dated: _____, 2025

By: _____

Ashlea Kirkland

Employee Code	Position	Payroll Profile Desc	Contract Start Date	Fiscal Impact
25260625	SPED Support and Compliance Assistant	Elite Academic Academy -Mountain Empire	2025-07-01	35033.6
25260626	Content Teacher	Elite Academic Academy -Mountain Empire	2025-07-01	85450
25260632	Homeschool TOR	Elite Academic Academy -Mountain Empire	2025-06-23	93500

Employee Code	Position	Payroll Profile Desc	Contract Start Date	Contract End Date	Fiscal Impact			
25260640	Temp TOR	Mountain Empire	2025-06-23	2025-08-08	\$12,410.00			
25260633	Temp TOR	Mountain Empire	2025-06-23	2025-08-08	\$12,410.00			
25260636	Temp TOR	Mountain Empire	2025-06-23	2025-08-08	\$12,410.00			
25260631	Content Teacher	Mountain Empire	2025-06-23	2025-08-08	\$12,410.00			
25260627	Temp IT Tech	Mountain Empire	2025-06-02	2025-09-30	880 weekly			
25260457	Temp TOR	Mountain Empire	2025-06-23	2025-08-08	\$12,410.00			
25260306	Temp TOR	Mountain Empire	2025-06-23	2025-08-08	\$10,860.00			
25260571	Temp TOR	Mountain Empire	2025-06-23	2025-08-08	\$12,410.00			
25260634	Temp TOR	Mountain Empire	2025-06-23	2025-08-08	\$12,410.00			
25260548	Temp TOR	Mountain Empire	2025-06-23	2025-08-08	\$9,308.52			
25260635	Temp Comm Relations Clerk	Mountain Empire	2025-06-09	2025-08-30	400 per week			

Employee Code	Position	Payroll Profile Desc	Contract End Date
24250540	Community Relations Clerk	ELITE ACADEMIC ACADEMY MOUNTAIN EMPIRE	05/30/2025

ADMINISTRATIVE SALARY RANGE			
Cabinet/Directors	12 month calendar only		
Cabinet	By Contract		* Split between both charters
Special Education Director	\$160,000 - \$190,000	*State Study Average \$ 155,000	* Split between both charters (232 calendar)
Low	\$160,000		
Medium	\$175,000		
High	\$190,000		
Director	\$130,000 - \$160,000	*State Study Average \$144,000	* Split between both charters (232 calendar)
Low	\$130,000		
Medium	\$145,000		
High	\$160,000		
Associate Director	\$115,000-\$125,000	*State Study Average \$124,000	* Split between both charters (232 calendar)
Low	\$115,000		
Medium	\$120,000		
High	\$125,000		
Assistant Director	\$100,000-\$115,000	*State Study Average\$105,000	* Split between both charters (232 calendar)
Low	\$100,000		
Medium	\$105,000		
High	\$115,000		
Coordinator	\$90,000 - \$110,000	*State Study Average \$96,000	* Split between both charters (232 calendar)
Low	\$90,000		
Medium	\$100,000		
High	\$110,000		
* Admin has the right to place an employee on the Low, Medium or High starting salary pay range based on:			
#1a) Years of experience in the field		Pending Board Approval	
#1b) Years of experience working for EAA			
#2) Annual increases, if given, are based on starting salary pay rate			
***Returning staff received 2% COLA for 25/26 school year.			

BENEFITS/STIPENDS/RIDERS		
Health Benefits Allowance	\$900 per eligible month	32+hours/week
Cash In Lieu of Health Benefits	\$200 per eligible month	32+hours/week
Mileage/Travel Stipend		
Full-Time Classified Staff/Certificated Teachers	\$150/month	
Coordinators/Assistant Directors/Associate Directors/Directors	\$250/month	
Full-Time Remote Staff	\$833.33/month	Note: Base salary reduced by \$10,000
Certificated Teaching Staff Riders		
	Annual Amount	Monthly Amount
Lead Teacher/Counselor/Service Provider	Low - \$10,000	\$833.33
	Mid - \$15,000	\$1,250.00
	High - \$20,000	\$1,666.67
Masters Degree	\$1,500.00	\$125.00
Doctorate/PHD	\$2,000.00	\$166.67
SPED Program Specialist	\$10,000.00	\$833.33
Social Media and Marketing	\$15,000.00	\$1,250.00
Credit Recovery/Acceleration Lead	\$7,500.00	\$625.00
MTSS	Low - \$5,000	\$416.67
	Low/Mid - \$10,000	\$833.33
	Mid - \$15,000	\$1,250.00
	Mid/High - \$20,000	\$1,666.67
	High - \$25,000	\$2,083.33
	Cap - \$30,000	\$2,500.00
Club Advisor	Bi-Weekly Club - \$2,000	\$166.67
	Weekly Club - \$4,000	\$333.33
Teaching a Course on the Master Schedule	\$8,250.00	\$687.50
Academy Compliance Support	\$6,000.00	\$500.00
Community Relations Liaison	\$6,000.00	\$500.00
Content Support	Low - \$2,500	\$208.33
	Mid - \$5,250	\$437.50
	High - \$8,000	\$666.67
Parent Liaison Advisor	\$6,000.00	\$500.00
SOAR Development Team	\$3,000.00	\$250.00
Temp Level Up POD Lead	\$1,500.00	\$500 for 3 months (June-August)
Temp Level Up Lead Teacher	\$5,000.00	\$1,000 for 5 months (April - August)
Curriculum Writer	\$500.00	\$500 once upon completion
In-Person Teaching	\$500-\$1000	once per semester
Director Riders	Annual Amount	Monthly Amount
Lead	Low - \$5,000	\$416.67
	Mid - \$10,000	\$833.33
	High - \$15,000	\$1,250.00
Large Academy (600+ students)	\$10,000.00	\$833.33
Retirement Benefits		
403B -Classified	7% Match	
STRS- Certificated	19.10% match	


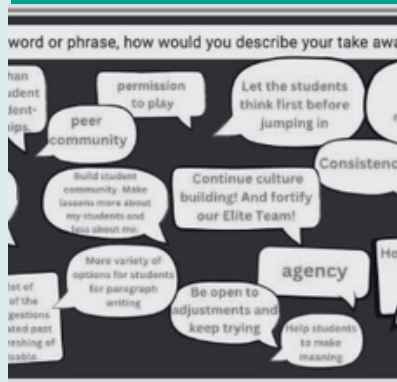
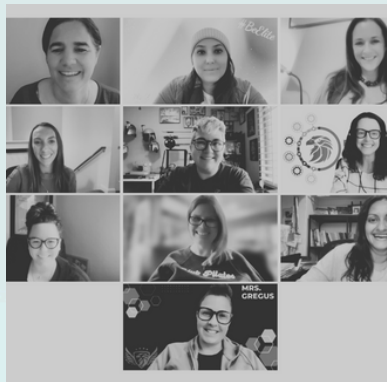
Pending Board Approval

CERTIFICATED STAFF STARTING SALARY RANGE			
Teachers			
Full-Time Special Education - Education Specialist, and MTSS Content Teachers		11 month (189 Day Calendar)	12 month (224 Day Calendar)
Low	\$424/day	\$80,136	\$94,976
Medium	\$462/day	\$87,318	103,488
High	\$504/day	\$95,256.00	112,896
Part-Time Special Education - Education Specialist			
Low	\$53.00/hr		
Medium	\$57.75/hr		
High	\$63/hr		
Full-Time Teachers of Record, CTE Teachers, Content Teachers, TOSA, and Instructional Learning Coaches		11 month (189 Day Calendar)	12 month (224 Day Calendar)
Low	\$335/day	N/A	\$75,040
Medium	\$365/day	\$68,985	\$81,760
High	\$400/day	\$75,600	\$89,600
Part-Time Teachers of Record, CTE Teachers, Content Teachers, TOSA, and Instructional Learning Coaches			
Low	\$41.88/hr		
Medium	\$45.63/hr		
High	\$50/hr		
Other			
Counselor		11 month N/A	12 month (224 calendar)
Low	\$372/day		83,328
Medium	\$405/day		\$90,720
High	\$441/day		\$98,784
Social Worker		11 month (189 Day Calendar)	12 month (224 Day Calendar)
Low	\$268/day	\$50,652	\$60,032
Medium	\$292/day	\$55,188	\$65,408
High	\$318/day	\$60,102	\$71,232
School Psychologist		11 month (189 Day Calendar)	12 month (224 Day Calendar)
Low	\$582/day	\$109,998	\$130,368
Medium	\$634/day	\$119,826	\$142,016
High	\$691/day	\$130,599	\$154,784
Speech and Language Pathologist		11 month (189 Day Calendar)	12 month (224 Day Calendar)
Low	\$505/day	\$95,445	\$113,120
Medium	\$550/day	\$103,950	\$123,200
High	\$600/day	\$113,400	\$134,400
Speech Language Pathology Assistant		11 month (189 Day Calendar)	12 month (224 Day Calendar)
Low	\$240/day	\$45,360	\$53,760
Medium	\$320/day	\$60,480	\$71,680
High	\$400/day	\$75,600	\$89,600
Occupational Therapist		11 month (189 Day Calendar)	12 month (224 Day Calendar)
Low	\$402/day	\$75,978	\$90,048
Medium	\$469/day	\$888,641	\$105,056
High	\$536/day	\$101,304	\$120,064
Temp Employees			
Part-Time TEMPORARY Teachers of Record, CTE Teachers, Content Teachers, TOSA, and Instructional Learning Coaches			
Low	\$45.63/hr		
Medium/Low	\$60.00/hr		
Medium	\$275-\$280/day		
Medium/High	\$300/day		
High	\$350/day		
Full-Time TEMPORARY Teachers of Record, CTE Teachers, Content Teachers, TOSA, and Instructional Learning Coaches			
Base	\$273.78/day		
Low	\$319.41/day		
Medium/Low	\$330/day		
Medium	\$360/day		
Medium/High	\$365/day		
High	\$420/day		
Cap	\$480/day		
* Admin has the right to place an employee on the Low, Medium or High starting salary pay range based on:			
#1a) Years of experience in the field		Pending Board Approval	
#1b) Years of experience working for EAA			
#2) Annual increases given based on starting salary pay rate			
***Returning staff received 2% COLA for 25/26 school year.			

CLASSIFIED STAFF SALARY RANGE		
Administrative Assistant	\$25-\$40 per hour	238 Calendar
Temp Year-Round Administrative Assistant	\$16.50-\$20 per hour (PT)	Temp calendar
IT Technology Support Coordinator	\$50,000-\$70,000	238 Calendar
IT Technology Support	\$18-25 per hour (FT or PT)	238 Calendar
Temp Year-Round Community Relations Clerk	\$18-\$25 per hour (PT)	Temp calendar
Community Relations Clerk	\$18-\$25 per hour (FT or PT)	238 Calendar
Community Relations Lead		238 Calendar
	Low - \$222/day	\$52,614
	Low/Medium - \$242/day	\$57,354
	Medium - \$263/day	\$62,331
	Medium/High - \$285/day	\$67,545
	High - \$290/day	\$68,730
CTE Liaison		224 Calendar
	Low - \$288/day	\$64,512
	Medium - \$312/day	\$69,888
	High - \$336/day	\$75,264
Temporary Virtual Instructional Assistant	\$18 per hour (PT and/or FT)	Temp calendar
Instructional Aide	\$18-\$22 per hour (PT and/or FT)	238 Calendar
MTSS Instructional Aide	\$28-\$35 per hour (PT and/or FT)	238 Calendar
Student Support Services Liaison	\$16.50-\$20 per hour (PT)	238 Calendar
SPED Scheduling Liaison	\$20-\$26 per hour (PT and/or FT)	238 Calendar
SPED Suport and Compliance Assistant	\$20-\$26 per hour (PT and/or FT)	238 Calendar
SPED Administrative Assistant		238 Calendar
	Low - \$285/day	\$67,830
	Medium - \$290/day	\$69,020
	High - \$295/day	\$70,210
* Admin has the right to place an employee on the Low, Medium or High starting salary pay range based on:		Pending Board Approval
#1a) Years of experience in the field		
#1b) Years of experience working for EAA		
#2) Annual increases given based on starting salary pay rate		

ELITE^x PROPOSAL

2025-2026 SCHOOL YEAR



OUR WORK

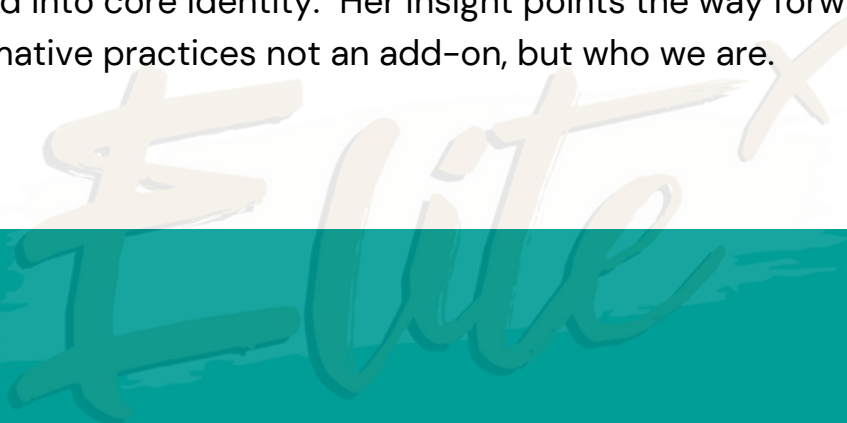


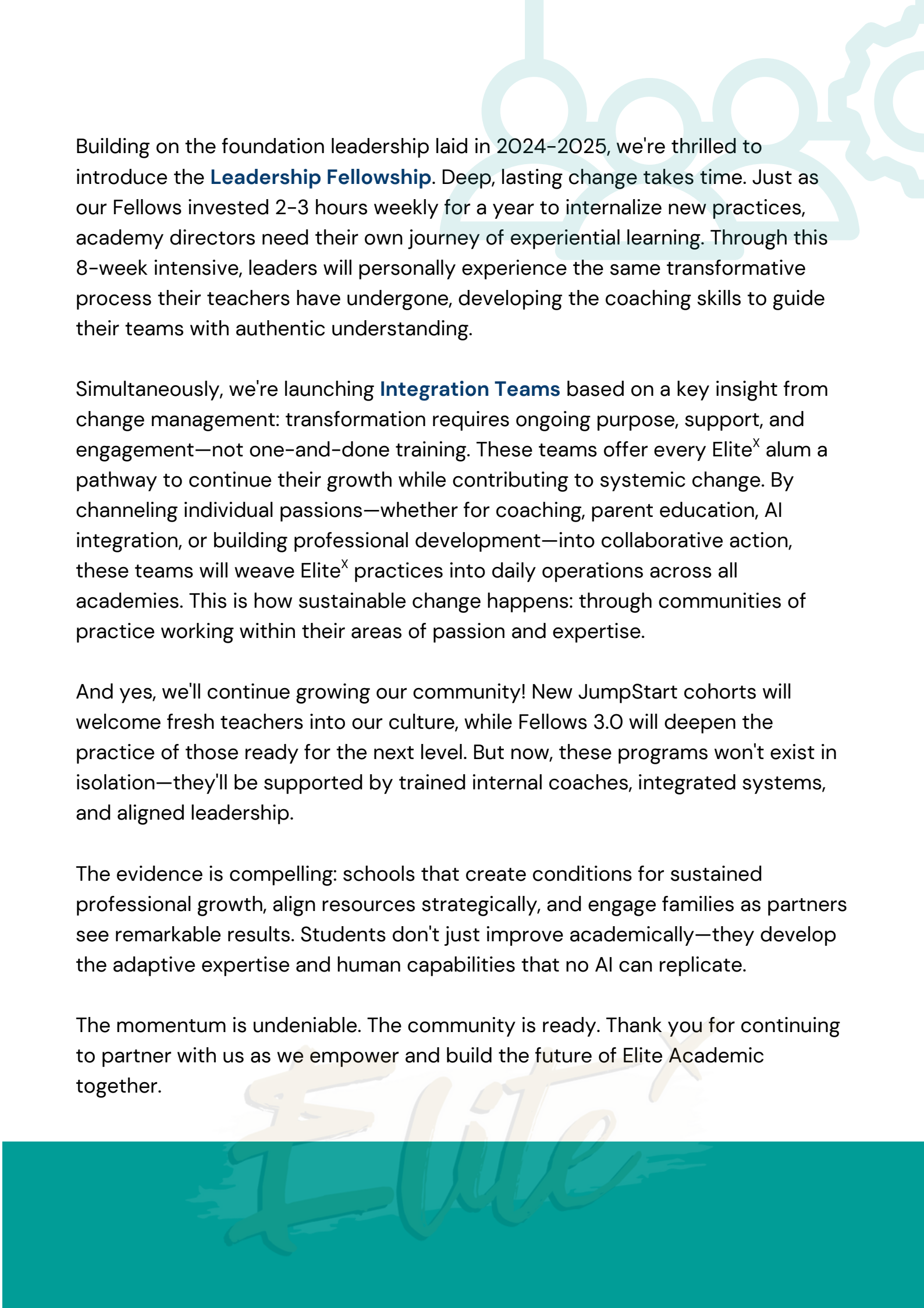
What an extraordinary journey we've been on together! In 2024–2025, we celebrated as dozens of teachers across Elite Academic transformed their practice through the Fellowship and JumpStart programs. These educators are now confidently facilitating learning environments where students construct meaning, ask profound questions, and synthesize knowledge across disciplines. As Barbara Craig from Fellows Round 2 explains, "Flipping I Do, We Do, You Do around which allows students to struggle, fail, discover, encourage, collaborate and explore concepts (not just content). Self discovery is more powerful and has longevity in retaining concepts, so I am helping to facilitate this."

This transformation reflects a fundamental shift: when educators are empowered with sustained, personalized coaching, they create learning environments that cultivate curiosity, critical thinking, collaboration, communication, creativity, and compassion—the very competencies students need to thrive in an AI-transformed world.

This groundswell of transformation naturally leads us to our next exciting chapter. With so many teachers now fluent in reducing their "teacher footprint" while increasing student agency, it's time to weave these approaches into the very fabric of Elite Academic.

As Monique Waithe, Director of Flex Academy, observed during our strategic planning sessions, "As an organization, Elite^x still feels separate as opposed to being integrated into core identity." Her insight points the way forward: making these transformative practices not an add-on, but who we are.





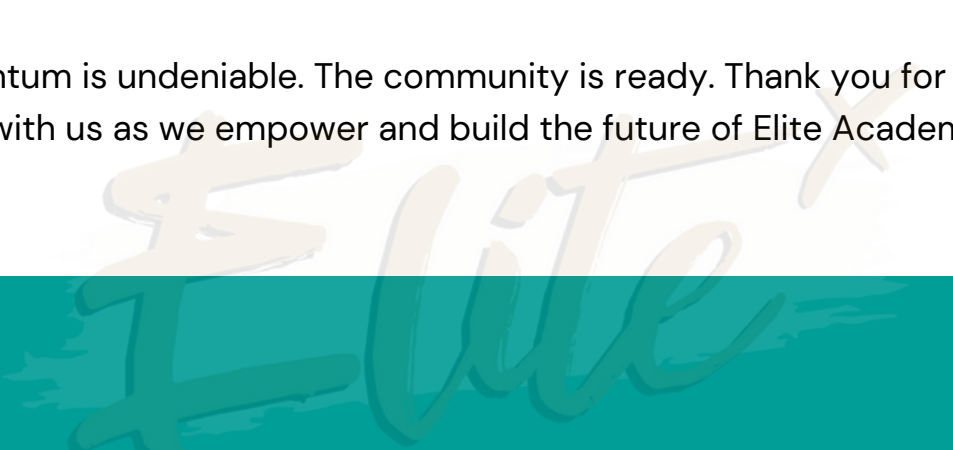
Building on the foundation leadership laid in 2024–2025, we're thrilled to introduce the **Leadership Fellowship**. Deep, lasting change takes time. Just as our Fellows invested 2–3 hours weekly for a year to internalize new practices, academy directors need their own journey of experiential learning. Through this 8-week intensive, leaders will personally experience the same transformative process their teachers have undergone, developing the coaching skills to guide their teams with authentic understanding.

Simultaneously, we're launching **Integration Teams** based on a key insight from change management: transformation requires ongoing purpose, support, and engagement—not one-and-done training. These teams offer every Elite^x alum a pathway to continue their growth while contributing to systemic change. By channeling individual passions—whether for coaching, parent education, AI integration, or building professional development—into collaborative action, these teams will weave Elite^x practices into daily operations across all academies. This is how sustainable change happens: through communities of practice working within their areas of passion and expertise.

And yes, we'll continue growing our community! New JumpStart cohorts will welcome fresh teachers into our culture, while Fellows 3.0 will deepen the practice of those ready for the next level. But now, these programs won't exist in isolation—they'll be supported by trained internal coaches, integrated systems, and aligned leadership.

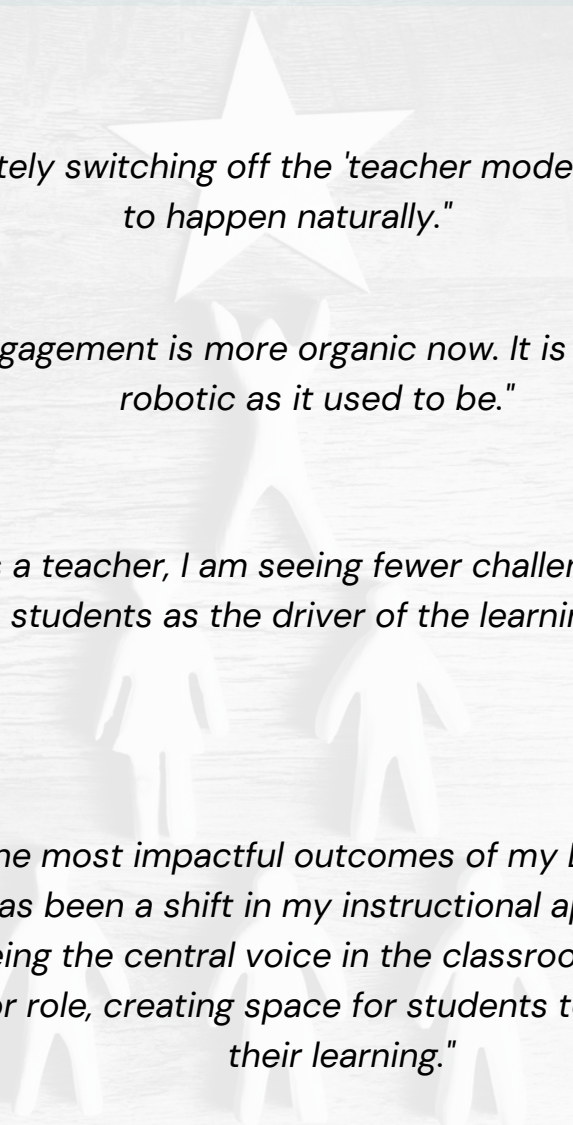
The evidence is compelling: schools that create conditions for sustained professional growth, align resources strategically, and engage families as partners see remarkable results. Students don't just improve academically—they develop the adaptive expertise and human capabilities that no AI can replicate.

The momentum is undeniable. The community is ready. Thank you for continuing to partner with us as we empower and build the future of Elite Academic together.





"I've intentionally reduced my teacher footprint, allowing students to take the lead in strengthening our classroom community. This transformation in discussion facilitation has directly boosted student engagement and participation. Students feel safe voicing their opinions, are more confident, and often volunteer to demonstrate newly learned skills."
– Rebecca Smith, Fellows Round 2



"For me, it's definitely switching off the 'teacher mode'; allowing learning to happen naturally."

"Classroom engagement is more organic now. It is not so scripted or robotic as it used to be."

"I feel happier as a teacher, I am seeing fewer challenging behaviors with students as the driver of the learning."

"One of the most impactful outcomes of my EliteX Fellowship experience has been a shift in my instructional approach. I've moved away from being the central voice in the classroom to adopting more of a facilitator role, creating space for students to take ownership of their learning."

Summer Leadership Academy Overview

Knowing -> Being

We have learned that leaders need their own transformative experience to authentically guide and support their teams. Our overarching goal in our work with leadership in 2025–2026 is to provide directors and department leads with a parallel journey—not as teachers, but as leaders discovering what it means to coach with empathy and lead with a design thinking mindset.

The Leadership Fellowship adapts the proven format our teachers know: individual coaching, small groups, and weekly full-group design sessions exploring "how might we?" questions specific to their leadership challenges. This structure allows directors to experience the power of sustained coaching, collaborative problem-solving, and reflective practice—the same elements that have transformed our teachers' practice. Through this format, they'll develop their own insights about leading change, supporting transformation, and building academy cultures where Elite^x principles thrive.

TIME COMMITMENT

This intensive, deep dive part of this program will run from June 23rd through Aug 15th



**PER WEEK = 2 HRS
& 35 MIN**

From September through the end of the school year, we'll meet monthly with full leadership and monthly by department as accountability partners, ensuring summer goals become daily practice.



PER MONTH TOTAL = 1.5 HRS



**1:1
COACHING
Every Week
(Summer)**



Anna



**Full Group PD
1hr / Week
(Summer)**



Sam



**SMALL GROUP
COACHING
1 hr/week**
Grouped by Department
(Including Lead Teachers)



Lucy

Summer Leadership Academy Details

June-23-August | Target Participants

11 Academy Directors/Department Heads:

- Monique (FlexAcademy)
- Evan (Homeschool)
- Crystal (Virtual Academy)
- Jen (Special Education)
- Misty (Special Education)
- Lupe (CTE)
- Marisa (Curriculum)
- Karen (MTSS)
- Chelsie (Home School)
- Kris M (Support Services)
- Brett Shapiro (Edtech Director)



Anna

Program Components:

INDIVIDUAL COACHING WITH ANNA

TIME COMMITMENT

Weekly Time Commitment.



35 MIN PER WEEK

Objectives:

- Deliver EliteX philosophy through personalized coaching
- Practice applying TWIG principles to leadership contexts
- Develop coaching skills for supporting teams

EliteX

Academy Small Groups

ALIGNMENT ON
CALIBRATIONS +
COACHING SKILLS WITH
LUCY & ANNA



Lucy



Anna

TIME COMMITMENT

Weekly Time Commitment.



PER WEEK = 60
MINUTES

Groups:

- Group 1: SPED/MTSS (includes Teacher Leads)
- Group 2: CTE/Content (includes Teacher Leads)
- Group 3: Homeschool (includes Teacher Leads)
- Group 4: Virtual (includes Teacher Leads)
- Group 5: Flex (includes Teacher Leads)



Objectives:

- Analyze teaching clips together to build shared understanding
- Practice providing feedback using TWIG language
- Roleplay coaching with Anna for part of every session leveraging the clip
- Run modeling sessions showing effective coaching conversations
- Provide targeted individual coaching to build leadership confidence
- Create opportunities for directors to practice with immediate feedback

Full Group PD



**FULL GROUP SESSION WITH
SAM**



Sam



TIME: 60 MINUTES/WEEK
45-MINUTE TRANSFORMATIONAL DESIGN AND
REFLECTION EXPERIENCES

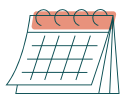
Objectives

- Experience the same fellowship structure their teachers do. We gave everyone the student experience when they participated in NXTLVL games. However, we haven't yet helped them step into the shoes of the team members they lead.
- Engage in design thinking with reflective leadership practices rooted in empathy, identity, and values
- Enable leaders to prototype how and what to bring into their tactical plans while deepening self-awareness
- Explore design thinking as the mindset shift needed to move from implementation to innovation and from compliance to problem-solving

Elite

Integration Teams: School Year

Transforming individual passion projects into collective action that moves Elite^x practices into the wider Elite Academy world.



AUG KICK OFF – 1HR +
SEPT 2025 – JUNE 2026 –
1HR/BI-MONTHLY



Lucy



Anna



Sam



Convert individual passion into collective impact through teams that build sustainable systems.



Fellows & JumpStarters will be invited to apply to the team that resonates most with them during June.

Descriptions



COACH THE COACH

- **Lead:** Anna
- **Participants:** Up to 7 selected applicants
- **Objectives:**
 - Transform educators into skilled coaches
 - Support Fellows 3.0 in Spring under Anna
 - Create coaching documentation library

SCALABLE ELITE^x PD

- **Lead:** Sam
- **Time Commitment:** 1 hr every other week – modules complete by Winter break
- **Jan–May:** Monthly meetings with directors/academies for wider rollout & modifications
- **Objective:** Transform Elite^x from consultant-dependent training to sustainable, scalable academy-owned development.




CROSS-ACADEMY CONNECTION

- **Lead:** Lucy
- **Objectives:**
 - Identify collaboration opportunities
 - Plan cross-academy structures



PARENT INTEGRATION

- **Lead:** Lucy
- **Objectives:**
 - Create resources to help parents understand and support student agency
 - Design parent-facing versions of TWIG concepts for home learning
 - Build strategies for parents as learning coaches (not just homework helpers)



AI INTEGRATION:

- **Leads:** Lucy & Anna collaborate with Marisa (Marisa leads)
- **Objectives:**
 - Review available AI tools to understand how AI might help integrate Elite^x principles
 - Plan training approach
 - Identify pilot opportunities



REQUIREMENT FOR ALL TEAMS

All Elite^x Participants Must:

- Submit 2 clips per month (max 6 minutes each)
- Evaluate 1 clip every other week
- Use Lucy's designed questionnaire

New JumpStart Cohort



**MID-SEPTEMBER
THROUGH THANKSGIVING**



1 HR/WEEK/GROUP



JumpStart provides an immersive experience through NXTLVL games. Participants learn what the student experience feels like.



AUDIENCE:
Open to as many educators as Elite would like to enroll.



Lucy

Setting the Culture

Pathway to Fellowship

As Elite^x becomes the expected pathway to leadership, JumpStart provides the essential foundation—all teachers who want to join can access these transformative experiences. By immersing new hires & other interested educators in collaborative learning, productive struggle, and reflection from the start, we're not just orienting them to Elite; we're establishing the mindset and practices that define excellence here.

This creates a powerful pipeline: new teachers enter through JumpStart, deepen their practice in Fellows, and emerge as the coaches and leaders who will sustain Elite's vision. Without JumpStart, new teachers risk developing habits we'll later need to undo. With it, they begin their Elite journey already embodying the principles that make the student experience extraordinary.

Fellows 3.0



JAN 2026 – JUNE 2026



**2 HOURS EVERY OTHER WEEK,
1 HOUR A WEEK ON THE OFF WEEKS**



We will target a group of
20 teachers for this cohort.



**1:1
COACHING
EVERY OTHER
WEEK**



Anna



**PD
1x
PER MONTH**



Sam



**SMALL GROUP
COACHING 2x PER
MONTH**



Lucy

1:1 Coaching

Fellows 3.0 marks a pivotal shift in how we build coaching capacity. The Coach-the-Coach Integration Team members, having understood coaching foundations through intensive work with Anna in Sept – Dec, will now serve as assistant coaches for Fellows 3.0 participants.

Each new Fellow will receive coaching from these trained assistant coaches (in addition to 1:1 time with Anna) who will record their sessions and receive weekly feedback from Anna in small group sessions. This creates a powerful multiplier effect: as our coaches develop their skills with real Fellows, they're simultaneously building the internal capacity that will make Elite^x sustainable for years to come.

Ongoing Leadership Work



SEPTEMBER 2025 – MAY 2026



**LEADERSHIP MEETING PRESENTATION –
40 MIN/MONTH + MONTHLY DEPT
CHECKINS (30 MIN)**



The EliteX Team will run hands on simulations to help the leadership team understand what's happening across our various program areas beginning in September. Neesha & team will meet with department heads monthly to ensure progress and continued alignment.

Building the Moments Platform

The technical infrastructure is ready. We've built a robust platform using Airtable for data management, Softr for user interface, and optional ChatGPT integration for enhanced searchability. The submission forms and review processes are fully operational. This year, we'll refine the workflow architecture based on user feedback and usage patterns, then transition the platform to Elite's internal tech team for ongoing maintenance and enhancement. With every Elite X participant contributing 2 clips monthly and evaluating others biweekly, we'll rapidly build a comprehensive library of teaching excellence—searchable, tagged, and ready to support coaching, training, and calibration across all academies.



Our goal is to transfer ownership of the Moments App to Elite's internal team.



Our team will work with Brett to ensure a full transfer of ownership of the Moments Library System.

BUDGET

DESCRIPTION	MONTHLY	ANNUAL
Mountain Empire	\$12,000	144,000
Lucerne	\$12,000	144,000
TOTAL:		\$288K

FY 25.26

MOUNTAIN EMPIRE

Company	Services Purchased, If Applicable	Type of Service	Charter	Annual Fiscal Impact
Abre.io Inc	Abre.io platform	Student Analytics	Mountain Empire	\$15,547.49
Accelerate Education, Inc.	Canvas Content, Hosting, Support	Approved Core Curriculum, Teacher Manuals & Textbooks	Mountain Empire	\$35,146.27
Access Athle-Demics LLC		Athletic Consulting	Mountain Empire	\$30,000.00
Adobe		Productivity Software	Mountain Empire	\$5,247.42
Anthem Blue Cross		Health Insurance	Mountain Empire	\$289,136.72
<u>Bill.com</u>	Accounts Payable Platform	Business Services	Mountain Empire	\$14,191.26
Branche Jones	Consulting	Educational Services	Mountain Empire	\$18,000.00
Instructure, Inc.	Canvas, Parchment	Curriculum	Mountain Empire	\$20,127.44
CliftonLarsonAllen LLP	Auditing, Tax Prep, Sage Intacct	Accounting Fees / Audit	Mountain Empire	\$28,580.05
Diligent Corporation	BoardEffect	Business Services	Mountain Empire	\$5,934.88
DocuSign Inc. Lockbox		Technology Services, Business	Mountain Empire	\$28,712.50
Engage XR Limited	Access Licenses	Technology Services, Business	Mountain Empire	\$22,577.00
Engageli, Inc.	Access Licenses	Technology Services, Educational	Mountain Empire	\$7,500.00
Fliphtml5	Flipbook Creation	Technology Services, Educational	Mountain Empire	\$894.00
FlipSwitch Marketing LLC		Marketing	Mountain Empire	\$18,615.67
Great American Insurance Group		General Liability Insurance	Mountain Empire	\$40,978.95
Guardian		Health Insurance	Mountain Empire	\$41,329.04
Google	Google Workspace	Productivity Software	Mountain Empire	\$12.00
IntelliBoard, Inc.	Learning Analytics Plaform	Technology Services, Educational	Mountain Empire	\$7,500.00
IXL Learning, Inc.	Curriculum Platform	Approved Core Curriculum, Teacher Manuals & Textbooks	Mountain Empire	\$36,641.50
Curriculum Associates	iReady	Testing	Mountain Empire	\$26,344.53
JAMF Software, LLC	Network/Device Protection	Technology Services, Business	Mountain Empire	\$0.00
Kaiser Foundation Health Plan		Health Insurance	Mountain Empire	\$91,256.44
Lexia Learning Systems LLC	Reading Curriculum	Approved Core Curriculum, Teacher Manuals & Textbooks	Mountain Empire	\$2,375.00
Mailchimp		Business Services	Mountain Empire	\$600.00
Marsh & McLennan Agency, LLC		Workers Compensation	Mountain Empire	\$59,671.96
McColgan & Associates, Inc.		Special Education Services	Mountain Empire	\$5,602.35
Microsoft	Productivity Software	Technology Services, Business	Mountain Empire	\$2,029.50
Mimeo.com, Inc		Core Teaching/Student Supplies	Mountain Empire	\$57,934.99
<u>Monday.com Ltd</u>	<u>Monday.com</u>	Technology Services, Business	Mountain Empire	\$59,665.50
Mystery Science	Science Curriculum	Approved Core Curriculum, Teacher Manuals & Textbooks	Mountain Empire	\$925.86
Nexelm, LLC		Rent, Facilities Lease	Mountain Empire	\$30,703.20
OPS	Purchasing System	Technology Services, Educational	Mountain Empire	\$21,522.01
ParentSquare Inc	Engagement Platform	Technology Services, Educational	Mountain Empire	\$5,525.89
Pitney Bowes Global Financial Services LLC		Postage & Delivery, Educational	Mountain Empire	\$70,000.00
Prime Educational Solutions		Back Office Services	Mountain Empire	\$1,471,462.55
Renaissance	Nearpod, Freckle, Flocabulary	Technology Services, Educational	Mountain Empire	\$2,609.50
Riverside Insights	EasyCBM	Special Education Services	Mountain Empire	\$547.92
Rosetta Stone, LLC c/o IXL Learning	Foreign Languages	Technology Services, Educational	Mountain Empire	\$4,430.22
School Pathways Holdings, LLC	Compliance	Technology Services, Educational	Mountain Empire	\$76,879.79
Solarwinds	IT Help Desk	Technology Services, Business	Mountain Empire	\$5,616.00
Starlink	Internet	Network Connectivity	Mountain Empire	\$810.00
Strongmind, Inc	Strongmind Curriculum	Curriculum	Mountain Empire	\$126,164.40
Studies Weekly		Approved Core Curriculum, Teacher Manuals & Textbooks	Mountain Empire	\$21,067.22
Stukent, Inc.	CTE Tools	Technology Services, Educational	Mountain Empire	\$2,885.00
T-Mobile	Network Access	Technology Services, Educational	Mountain Empire	\$83,297.21
Rentable USA	Temecula Office	Rent, Facilities Lease	Mountain Empire	\$33,798.00
YouSchool, Inc.	Social Emotional based PD	Professional Development	Mountain Empire	\$24,000.00
Zoom Video Communications Inc.	Zoom Platform	Business Services	Mountain Empire	\$19,816.33

Item	Cost	Vendor	Notes
Subscription Accounts			
Student SSO/Rostering	\$7,601.50	ClassLink	Staff/Student Software Provisioning
Phishing & Awareness	\$3,866.00	KnowBefore	CyberSecurity
Endpoint Detection Response (EDR)	\$3,233.00	Sophos Intercept X	CyberSecurity
Cybersecurity Network Filtering / VPN	\$27,178.00	Zscaller/Meraki	CyberSecurity
Password Manager	\$6,653.00	1Password	CyberSecurity
JAMF MDM Solution	\$7,500.00	JAMF	MacBook/iPad Management
SCHED Renewal	\$1,134.00	SCHED	PD Scheduling Software
Staff Productivity			
Work From Home kits for staff	\$35,000.00	Bluum	mic, light, webcam, monitor setup
Projector	\$1,000.00	Viewsonic	PD Presentation tool
MacBook Pro (8)	\$17,500.00	Apple	Replacement cycle upgrades
Student Learning			
K-2 iPad x 15	\$10,607.00	Apple	iPads with STM case and Logitech Crayon (3yr applecare)
3D Printers	\$7,500.00	Bambu Labs	For Design Pathway 2 Printers + materials
Laser Cutter	\$2,500.00	Bluum Labs	For Design Pathway
Performing Arts media package	\$5,000.00	Bluum Labs	Mics, Lights, Cameras for virtual productions
Immersive Learning (VR)			
VR Headsets (100)	\$93,500.00	Knoxlabs	Increase VR capacity
360 Cameras (3)	\$7,500.00	Insta360	VR content immersive learning creation

Metaverse/VR Dev Computer & setup	\$3,500.00	Corsair/Bluum	Immersive Technology development setup
Mocap	\$5,720.00	Rokoko	Animation software for VR development and CTE game design
Total	\$246,492.50		



Elite Spirit Cheer and Dance

RE: Payment Schedule
29061 La Ladera Road
Menifee, CA 92584

This payment agreement is between “**Elite Spirit Cheer and Dance**” and “Elite Academic Academy- Mountain Empire and Elite Academic Academy- Lucerne” for the 2025/2026 Level Up Program's first learning period. This agreement is above and beyond the approved Elite Academic Academy community partner packet and MOU that was completed and approved by our board of directors. This supplemental agreement is only valid for the dates outlined below and for the supplemental services to our students in the area of “Athletic Enrichment Services.”

Important items to remember:

1. Elite Academic Academy will submit 3 total purchase orders to **Elite Spirit Cheer and Dance** for Elite students enrolled in your program between the dates of **July 1, 2025**, and **August 02, 2025**. Upon receipt of each purchase order, you agree to respond with an invoice for the dollar amounts listed in the PO, after which Elite Academic Academy will disburse payment by the due dates listed below. Elite Academic Academy will commit to a payment schedule to **Elite Spirit Cheer and Dance** based on student attendance, using a daily rate of **\$17.86, per student**, for a calendar of **28 school days**.
2. In the event a student leaves the program before the end of a given invoice period, **Elite Spirit Cheer and Dance** will be paid using the daily rate and total number of days the student attended the program.
3. **Elite Spirit Cheer and Dance** understands that EAA cannot prepay for services.
4. All invoices submitted by **Elite Spirit Cheer and Dance** must include: Bill To information (Elite Academic Academy, 43414 Business Park Drive, Temecula, CA 92590); **Elite Spirit Cheer and Dance** information (must match W9); an invoice number; invoice date; student's name; purchase order (PO) number; weekly attendance days; amount per student; and total due.

Schedule Payment for Full Services

	Date Range	Days Invoiced	Date Paid
Payment #1 \$214.29 (maximum)	July 1 – July 15	12 school days	07/21/2025
Payment #2 \$142.86 (maximum)	July 16 – July 24	8 school days	8/31/2025
Payment #3 \$142.86 (maximum)	July 25 – August 2	8 school days	10/15/2025 (or until attendance has been confirmed)
PAYMENT TOTAL: \$500 PER STUDENT (maximum)			

5. **Payment #1** will only be paid for students who are fully enrolled with completed applications, master agreements, and have confirmed attendance in school and with **Elite Spirit Cheer and Dance** through **July 15th**. \$214.29 per student enrolled will be paid, assuming the student attended all 12 days for this period. If a student fails to attend any days in this period, their \$214.29 will be deducted by days missed times the daily rate (\$17.86).
6. **Payment #2** will only be paid for students who are fully enrolled with completed applications, master agreements, and have continued to attend for the learning period of **July 16th** through **July 24th**. \$142.86 per student enrolled will be paid, assuming the student attended all 8 days for this period. If a student fails to attend any days in this period, their \$142.86 will be deducted by days missed times the daily rate (\$17.86).
7. **Payment #3** will only be paid for students who are fully enrolled with completed applications, master agreements, and have continued to attend for the learning period of **July 25** through **August 2nd**. \$142.86 per student enrolled will be paid, assuming the student attended all 8 days for this period. If a student fails to attend any days in this period, their \$142.86 will be deducted by days missed times the daily rate (\$17.86).
8. **True-Up, Payment #3**. In addition to paying for days attended as described in #7, Payment 3 will take into consideration a final reconciliation of total owed for the entire program. Attendance records will be verified and agreed upon from **July 1st** to **August 2nd**. Payment 3 will ensure that the partner is paid the correct entire program total of (Total Students Enrolled in the Program x Number of Days They Attended x Daily Rate).
9. **Elite Academic Academy is responsible for supporting families/students in the completion of ALL academic requirements for our Level Up program. Your support in encouraging families/students to complete assignments is greatly appreciated and will support us in improving attendance, resulting in a better chance of full payment for your supplemental enrichment services.**
10. Students who drop out of the program early will have limited funds for enrichment, and payments will be prorated based on accurate attendance.
11. If **Elite Spirit Cheer and Dance** is deemed to have been overpaid for a student(s), Elite Academic Academy will subtract the total amount of overpayment from Payment #3. The amount of overpayment will be calculated using the daily rate of **\$17.86** multiplied by the days missed as stated on attendance reports.
12. If Elite Academic Academy has underpaid **Elite Spirit Cheer and Dance** for a student(s), Elite Academic Academy will ensure that the total funds for all students, in full attendance during the learning period, are paid by Payment #3.
13. This agreement is made solely between **Elite Spirit Cheer and Dance** and Elite Academic Academy. Should **Elite Spirit Cheer and Dance** choose to subcontract any

portion of their services, with a third-party partner, not vetted or approved by Elite Academic Academy, **Elite Spirit Cheer and Dance** will be strictly liable for all actions of said third-party partner, including dissemination of misinformation, and Elite Academic Academy will have the right to terminate this agreement with Partner, effective immediately, by providing written notice to **Elite Spirit Cheer and Dance**.

14. Elite Academic Academy reserves the right to **modify the above payment schedule dates** in the event the state of California defers scheduled payments to public schools. Elite will notify Community Partners in writing of the new proposed dates if this occurs.

We are very excited to form this partnership and provide an amazing opportunity for students!

Signature: _____
Meghan Freeman, CEO
Elite Academic Academy

Date:

Signature: _____
Cristina Planchon, CEO/Owner
Elite Spirit Cheer and Dance

Date:

Elite Academic Academy – Mountain Empire
RESOLUTION
REGARDING ONE-TIME OFF-SCHEDULE SALARY INCREASE
Adopted: June 12, 2025

The undersigned, on behalf of Elite Academic Academy – Mountain Empire, a California nonprofit public benefit corporation (the “Company”), hereby certifies that the resolutions set forth below were adopted by the Board of Directors (the “Board”) of the Company, in accordance with Section 5211(a) of the California Nonprofit Corporation Law and Article VI of the Bylaws, at a duly noticed meeting held on June 12, 2025, Pacific Time. A quorum of the Board was present at the meeting.

WHEREAS, Elite Academic Academy – Mountain Empire implemented a fiscally conservative budget during the 2024–2025 school year due to the State of California’s projected deficits, deferrals, and uncertainty in funding for non-classroom-based public schools; and

WHEREAS, during this period, certificated and classified staff undertook duties and responsibilities significantly beyond their regular scope of work, including accepting additional student riders, maintaining elevated caseloads, and personalizing learning at scale without increasing staffing costs; and

WHEREAS, this collective effort contributed to:

- Reduced operational expenditures,
- Increased student retention,
- Attendance rates surpassing the school’s 95% projection, and
- Enhanced student outcomes and overall school performance;

NOW, THEREFORE, BE IT RESOLVED THAT:

1. The Board of Directors hereby approves a **one-time, off-schedule salary increase** for the 2024–2025 school year for all employees who:
 - Were employed by the school for at least **90% of the academic year**, and
 - Remained employed through the final contractual workday of the year.
2. This off-schedule payment shall be a **fixed, equal amount** for all qualifying employees and is provided as a **compensatory adjustment** for services rendered during a period of financial uncertainty and exceptional staff performance.
3. The **exact amount** of the one-time, off-schedule increase shall be determined by the **Business Department** during the year-end financial closeout process based on available funding, and shall fall within a **range of \$5,000 to \$7,000** per qualifying employee.
4. This is a **non-recurring, off-schedule adjustment** and shall not be added to any employee’s base salary or used to calculate future salary expectations.

5. The payment shall be processed in the next regular payroll cycle after final determination and shall be reported in accordance with all applicable laws, regulations, and audit requirements.

CERTIFICATE OF ADOPTION

I hereby certify that the foregoing resolution was adopted by the Board of Directors on June 12, 2025, by the following vote:

Name	Aye	Nay	Abstained	Absent
Kent Christensen	___	___	___	___
Lindsey Burkett	___	___	___	___
Hector Valdez	___	___	___	___

The undersigned further certifies that the foregoing Resolution has not been modified, amended, or rescinded and is in full force and effect as of the date hereof.

By: _____

Name: _____

Title: Board President, Elite Academic Academy – Mountain Empire

The Secretary of the Board certifies that the above is a true and correct copy of the resolution that was duly adopted at a meeting on June 12, 2025, of the Board of Directors.

By: _____

Name: Meghan Freeman

Title: Chief Executive Officer / Secretary to the Board

2025–26 Application for Funding**CDE Program Contact:**Consolidated Application Support Desk, Education Data Office, ConAppSupport@cde.ca.gov, 916-319-0297**Local Governing Board Approval**

The local educational agency (LEA) is required to review and receive approval of their Application for Funding selections with their local governing board.

By checking this box the LEA certifies that the Local Board has approved the Application for Funding for the listed fiscal year	Yes
---	-----

District English Learner Advisory Committee Review

Per Title 5 of the California Code of Regulations Section 11308, if your LEA has more than 50 English learners, then the LEA must establish a District English Learner Advisory Committee (DELAC) which shall review and advise on the development of the application for funding programs that serve English learners.

By checking this box the LEA certifies that parent input has been received from the District English Learner Committee (if applicable) regarding the spending of Title III funds for the listed fiscal year	No
---	----

Application for Categorical Programs

To receive specific categorical funds for a school year, the LEA must apply for the funds by selecting Yes below. Only the categorical funds that the LEA is eligible to receive are displayed.

Title I, Part A (Basic Grant) ESSA Sec. 1111 et seq. SACS 3010	Yes
Title II, Part A (Supporting Effective Instruction) ESEA Sec. 2104 SACS 4035	Yes
Title III English Learner ESEA Sec. 3102 SACS 4203	No
Title III Immigrant ESEA Sec. 3102 SACS 4201	No
Title IV, Part A (Student and School Support) ESSA Sec. 4101 SACS 4127	No

*****Warning*****

The data in this report may be protected by the Family Educational Rights and Privacy Act (FERPA) and other applicable data privacy laws. Unauthorized access or sharing of this data may constitute a violation of both state and federal law.

SVR OK 100K.	premium care bumper to bumper
SVR OK 100,	Premium Maintenance = 7500 Interval



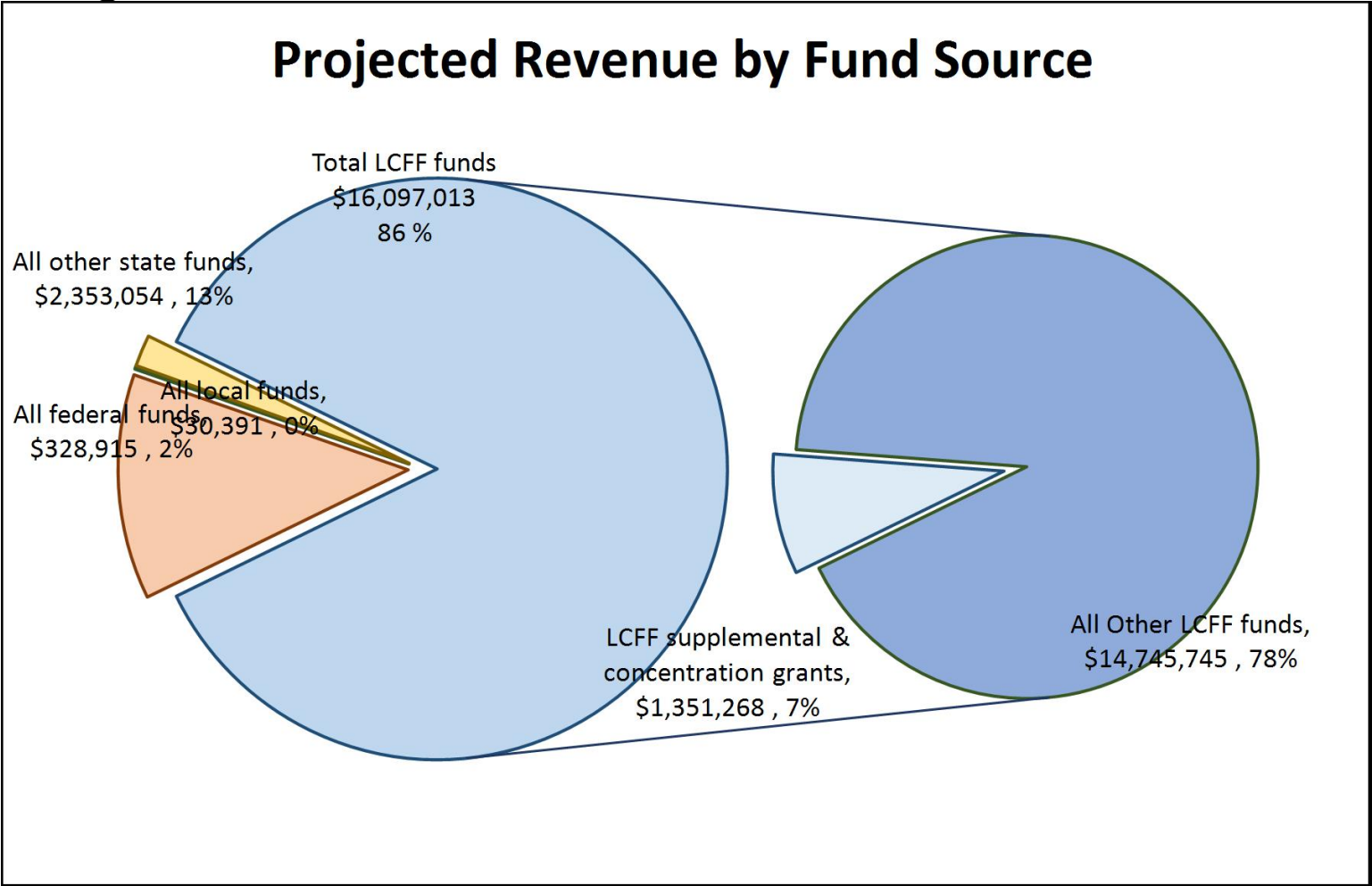
LCFF Budget Overview for Parents

Local Educational Agency (LEA) Name: Elite Academic Academy-Mountain Empire
CDS Code: 37682130136978
School Year: 2025-26
LEA contact information:
Meghan Freeman, M.Ed.
CEO

866-354-8302 x704

School districts receive funding from different sources: state funds under the Local Control Funding Formula (LCFF), other state funds, local funds, and federal funds. LCFF funds include a base level of funding for all LEAs and extra funding - called "supplemental and concentration" grants - to LEAs based on the enrollment of high needs students (foster youth, English learners, and low-income students).

Budget Overview for the 2025-26 School Year

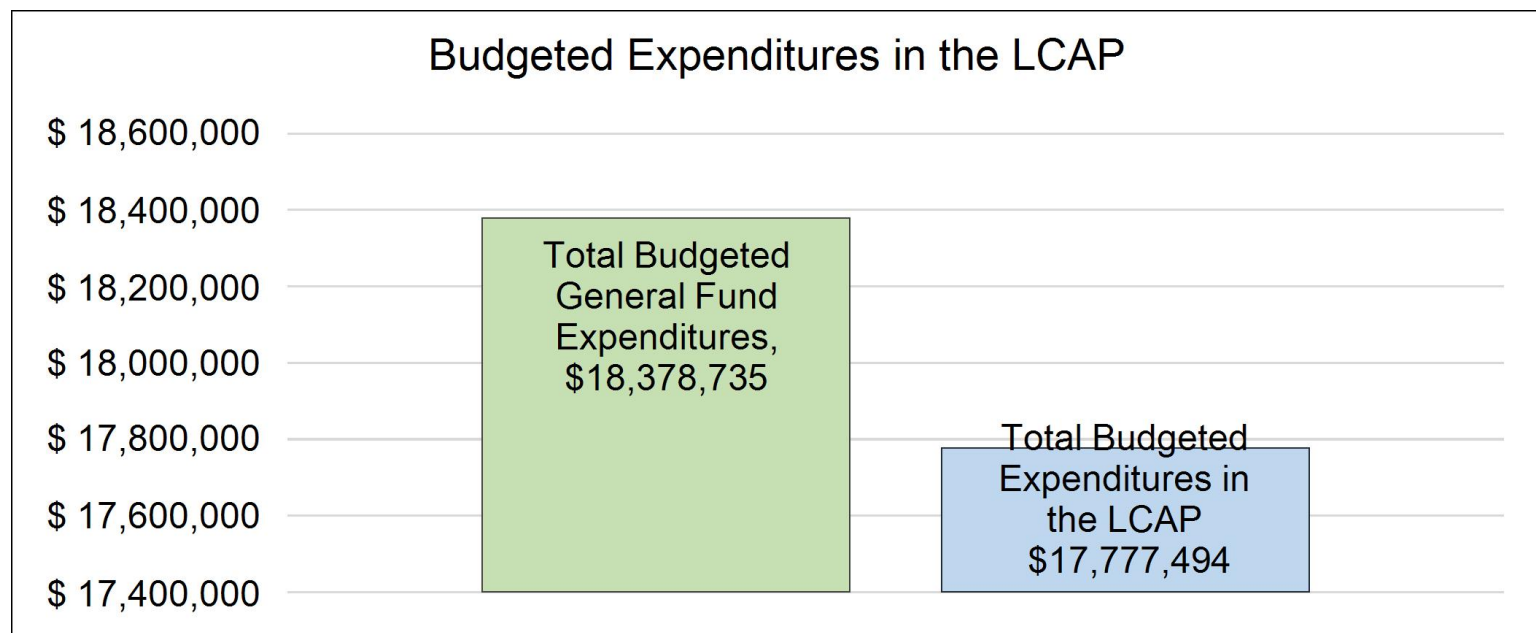


This chart shows the total general purpose revenue Elite Academic Academy-Mountain Empire expects to receive in the coming year from all sources.

The text description for the above chart is as follows: The total revenue projected for Elite Academic Academy-Mountain Empire is \$18,809,373, of which \$16,097,013 is Local Control Funding Formula (LCFF), \$2,353,054 is other state funds, \$30,391 is local funds, and \$328,915 is federal funds. Of the \$16,097,013 in LCFF Funds, \$1,351,268 is generated based on the enrollment of high needs students (foster youth, English learner, and low-income students).

LCFF Budget Overview for Parents

The LCFF gives school districts more flexibility in deciding how to use state funds. In exchange, school districts must work with parents, educators, students, and the community to develop a Local Control and Accountability Plan (LCAP) that shows how they will use these funds to serve students.



This chart provides a quick summary of how much Elite Academic Academy-Mountain Empire plans to spend for 2025-26. It shows how much of the total is tied to planned actions and services in the LCAP.

The text description of the above chart is as follows: Elite Academic Academy-Mountain Empire plans to spend \$18,378,735 for the 2025-26 school year. Of that amount, \$17,777,494 is tied to actions/services in the LCAP and \$601,241 is not included in the LCAP. The budgeted expenditures that are not included in the LCAP will be used for the following:

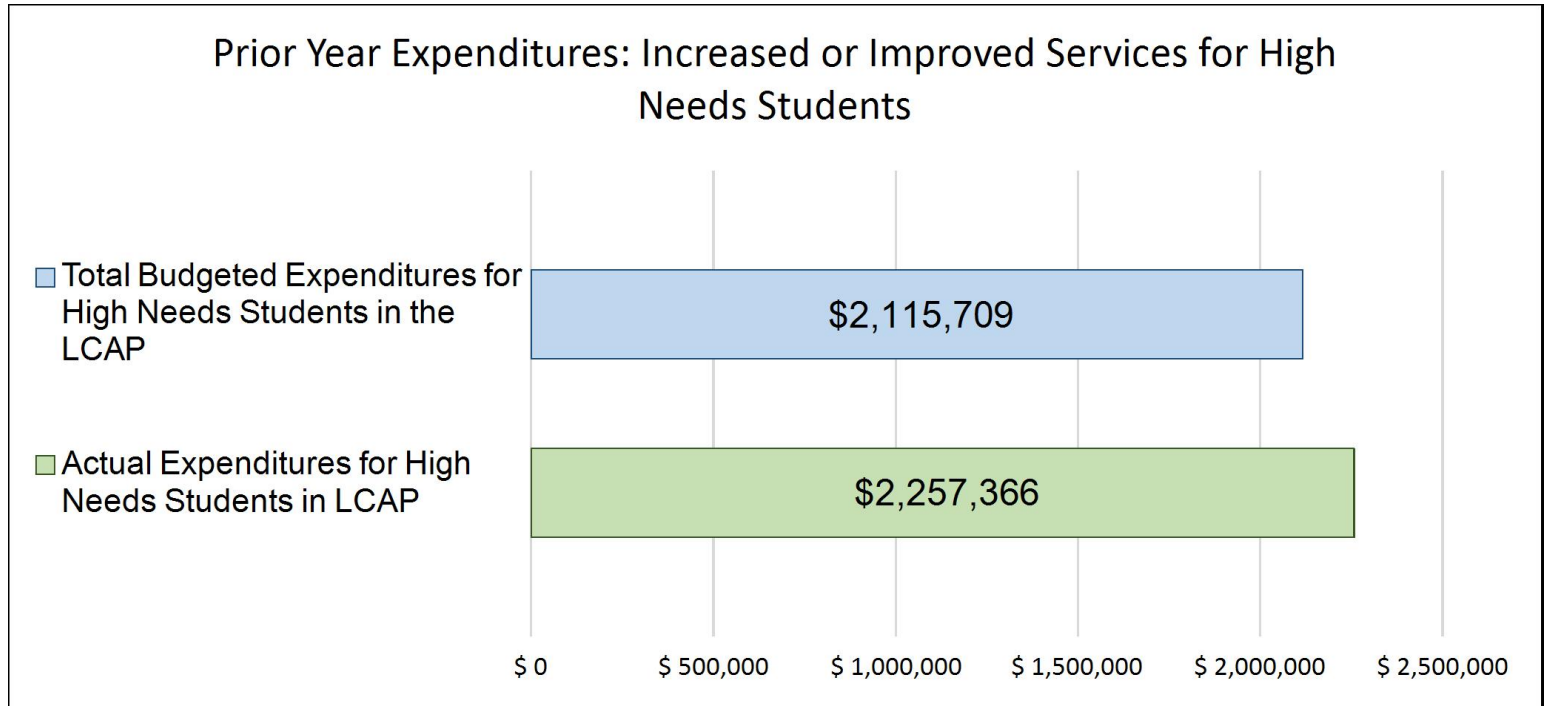
Taxes, interest, oversight fees and Misc. Business and Operating expenses are not included in the LCAP.

Increased or Improved Services for High Needs Students in the LCAP for the 2025-26 School Year

In 2025-26, Elite Academic Academy-Mountain Empire is projecting it will receive \$1,351,268 based on the enrollment of foster youth, English learner, and low-income students. Elite Academic Academy-Mountain Empire must describe how it intends to increase or improve services for high needs students in the LCAP. Elite Academic Academy-Mountain Empire plans to spend \$2,626,043 towards meeting this requirement, as described in the LCAP.

LCFF Budget Overview for Parents

Update on Increased or Improved Services for High Needs Students in 2024-25



This chart compares what Elite Academic Academy-Mountain Empire budgeted last year in the LCAP for actions and services that contribute to increasing or improving services for high needs students with what Elite Academic Academy-Mountain Empire estimates it has spent on actions and services that contribute to increasing or improving services for high needs students in the current year.

The text description of the above chart is as follows: In 2024-25, Elite Academic Academy-Mountain Empire's LCAP budgeted \$2,115,709 for planned actions to increase or improve services for high needs students. Elite Academic Academy-Mountain Empire actually spent \$2,257,366 for actions to increase or improve services for high needs students in 2024-25.



Local Control and Accountability Plan

The instructions for completing the Local Control and Accountability Plan (LCAP) follow the template.

Local Educational Agency (LEA) Name	Contact Name and Title	Email and Phone
Elite Academic Academy-Mountain Empire	Meghan Freeman, M.Ed. CEO	MFreeman@eliteacademic.com 866-354-8302 x704

Plan Summary [2025-26]

General Information

A description of the LEA, its schools, and its students in grades transitional kindergarten–12, as applicable to the LEA. LEAs may also provide information about their strategic plan, vision, etc.

Elite Academic Academy-Mountain Empire

Mission Statement

Elite Academic Academy is committed to pursuing and maintaining educational excellence and unparalleled flexibility to achieve academic the distinction in an independent study platform.

Vision

Elite Academic Academy harnesses the power of flexible learning environments to provide a superior education for our students. Working with all stakeholders, we will create an individualized learning environment designed to enable each student to gain the skills necessary to achieve their long-term educational, professional, and personal goals and dreams.

About Elite Academic Academy

Elite Academic Academy–Mountain Empire (EAA-ME) is a TK–12 independent study charter school offering a premier, flexible educational option for students and families seeking an alternative to traditional classroom settings. Through three distinct programs—Homeschool, Virtual, and Flex—Elite supports a wide range of learners who thrive in personalized, student-centered environments.

At the heart of Elite’s mission is the belief that every student deserves an educational path that honors their individuality. Whether through a fully virtual model, a parent-driven homeschool experience, or a hybrid approach that combines structure with flexibility, students at EAA-ME engage in rigorous, standards-aligned learning tailored to their goals and interests.

Our school community is richly diverse, with students from various cultural, linguistic, and socioeconomic backgrounds. We are deeply committed to equity and access, ensuring that all learners, including English Learners, students with disabilities, and those from underserved communities, have the tools and support they need to succeed.

In addition to core academics, Elite offers dynamic learning experiences that include Career Technical Education (CTE) pathways, Visual and Performing Arts opportunities, college readiness programs, and social-emotional learning supports. The integration of Elite Athletics and personalized enrichment activities allows students to explore their passions and develop real-world skills.

Success at Elite is defined not just by academic achievement, but by a student's ability to set goals, persist through challenges, and grow into a confident, independent learner. We believe in developing lifelong learners who think critically, adapt creatively, and engage compassionately with the world around them.

Assessment at Elite is holistic and ongoing. We measure growth through a variety of tools including formative assessments, teacher observations, portfolios, and collaborative meetings with families and staff. This multi-dimensional approach ensures that progress is meaningful, personalized, and aligned with each student's unique learning journey.

Elite Academic Academy–Mountain Empire (EAA-ME) is more than a school—it's a supportive community where students are seen, heard, and empowered. Every aspect of our program is designed to cultivate resilience, spark curiosity, and prepare students to thrive in college, career, and life.

Reflections: Annual Performance

A reflection on annual performance based on a review of the California School Dashboard (Dashboard) and local data.

We are pleased to reflect on the progress Elite Academic Academy–Mountain Empire (EAA-ME) has made over the past year in meeting the goals outlined in our Local Control and Accountability Plan (LCAP). A review of the California School Dashboard, paired with our local data, confirms that our strategic actions have contributed to meaningful growth in several key areas, while also highlighting opportunities for continued improvement.

Our efforts to enhance student engagement and improve attendance have shown positive results. Targeted interventions, increased communication with families, and proactive support strategies have contributed to improved attendance and reduced chronic absenteeism. These trends signal progress in creating stronger connections between students and their learning environment.

In terms of academic outcomes, we recognize both gains and areas that require focused attention. Our high school students continue to demonstrate resilience and persistence, as evidenced by improvements in graduation outcomes. Similarly, student access to college and career readiness pathways—including Career Technical Education (CTE), dual enrollment, and enrichment programs—has expanded, providing learners with more opportunities to align their education with future goals.

While we have seen growth in several areas, we remain focused on improving achievement in English Language Arts and Mathematics. Data trends suggest a continued need for targeted academic interventions and differentiated instruction. In response, we have deepened our investment in teacher professional development, strengthened our Multi-Tiered System of Supports (MTSS), and refined our internal assessment systems to better inform instruction.

For our English Learner (EL) students, progress continues to be an area of active support. We are committed to ensuring that these students receive tailored instruction and resources that promote both language development and academic achievement across content areas.

School climate remains a strong point for Elite Academic Academy–Mountain Empire (EAA-ME). Our suspension rate continues to reflect a safe and supportive environment where positive behavior is reinforced and social-emotional well-being is prioritized. This is bolstered by our robust Student Support Team and a variety of services that address both academic and non-academic needs.

We are proud to report that we have met all local indicator standards, demonstrating full implementation of academic standards, strong family engagement practices, access to a broad course of study, and a clean, safe, and well-maintained learning environment. Our engagement with families remains a cornerstone of our work. Ongoing use of communication platforms, interactive workshops, and personalized outreach has ensured that parents are empowered partners in their child's educational journey.

As we look ahead, we are committed to building on this progress. Our ongoing focus includes enhancing academic achievement, closing equity gaps, and further strengthening the systems and relationships that help every student thrive. We are grateful for the continued partnership of our families, staff, and community as we strive to provide a dynamic and inclusive learning experience for all students at Elite Academic Academy–Mountain Empire (EAA-ME).

Reflections: Technical Assistance

As applicable, a summary of the work underway as part of technical assistance.

N/A

Comprehensive Support and Improvement

An LEA with a school or schools eligible for comprehensive support and improvement must respond to the following prompts.

Schools Identified

A list of the schools in the LEA that are eligible for comprehensive support and improvement.

N/A

Support for Identified Schools

A description of how the LEA has or will support its eligible schools in developing comprehensive support and improvement plans.

N/A

Monitoring and Evaluating Effectiveness

A description of how the LEA will monitor and evaluate the plan to support student and school improvement.

N/A

Engaging Educational Partners

A summary of the process used to engage educational partners in the development of the LCAP.

School districts and county offices of education must, at a minimum, consult with teachers, principals, administrators, other school personnel, local bargaining units, parents, and students in the development of the LCAP.

Charter schools must, at a minimum, consult with teachers, principals, administrators, other school personnel, parents, and students in the development of the LCAP.

An LEA receiving Equity Multiplier funds must also consult with educational partners at schools generating Equity Multiplier funds in the development of the LCAP, specifically, in the development of the required focus goal for each applicable school.

Educational Partner(s)	Process for Engagement
------------------------	------------------------

A description of how the adopted LCAP was influenced by the feedback provided by educational partners.

All leadership completed a summary of work toward our overall goals and objectives for the 2024–25 school year. In addition, through surveys and focus group meetings, we consulted with teachers, other school personnel, parents, and students. The LCAP meeting held on May 21, 2025 provided a valuable forum for community members and parents to discuss their ideas on ways to increase academic achievement. These suggestions were incorporated throughout the document, including actions such as expanding CTE pathway offerings, streamlining communications, and ensuring homeless youth have access to services.

We will also hold a public hearing on May 27th, 2025 at our board meeting, where members of the public are welcome to provide comments and suggestions for improvement of this plan.

Goals and Actions

Goal

Goal #	Description	Type of Goal
1	We will improve the academic achievement of all students including those with disabilities through predominant instructional practices, a guaranteed and viable curriculum, and standard-aligned assessments. This will be measured by our ability to meet or exceed our authorizing district CAASPP ELA and Math Scores.	Maintenance of Progress Goal

State Priorities addressed by this goal.

Priority 1: Basic (Conditions of Learning) Priority 2: State Standards (Conditions of Learning) Priority 4: Pupil Achievement (Pupil Outcomes) Priority 5: Pupil Engagement (Engagement) Priority 7: Course Access (Conditions of Learning)

An explanation of why the LEA has developed this goal.

To improve the academic achievement of “ALL” students we must review assessment data in ELA and Math, identify students who need targeted intervention and implement best practices to promote student progress and increase our CAASPP Baseline Data. This also was developed to meet state and local priorities: Priority 1: Basic (Conditions of Learning) Priority 2: State Standards (Conditions of Learning) Priority 4: Pupil Achievement (Pupil Outcomes) Priority 5: Pupil Engagement (Engagement) Priority 7: Course Access (Conditions of Learning) Priority 8: Other Pupil Outcomes (Pupil Outcomes)
--

Measuring and Reporting Results

Metric #	Metric	Baseline	Year 1 Outcome	Year 2 Outcome	Target for Year 3 Outcome	Current Difference from Baseline
1.1	CAASPP	2022-23 School Year Academic Performance Mathematics (All	2024-25 School Year Academic Performance		Math All Students 55% Met or Exceeded ELA All Students	

Metric #	Metric	Baseline	Year 1 Outcome	Year 2 Outcome	Target for Year 3 Outcome	Current Difference from Baseline
		Students): 47% of students met or exceeded the standard English Language Arts (ELA, All Students): 60% of students met or exceeded the standard	Mathematics (All Students): 45% of students met or exceeded the standard English Language Arts (ELA, All Students): 59% of students met or exceeded the standard		70% Met or Exceeded	
1.2	iReady Assessment: Reading At/Above Grade Level	23-24 MOY Scores 58%	24-25 MOY Scores 60%		65%	
1.3	iReady Assessment: Math At/Above Grade Level	23-24 MOY Scores 40%	24-25 MOY Scores 53%		60%	
1.4	Students with Active SSTs by May 1 each year	70	17		10	

Goal Analysis [2024-25]

An analysis of how this goal was carried out in the previous year.

A description of overall implementation, including any substantive differences in planned actions and actual implementation of these actions, and any relevant challenges and successes experienced with implementation.

Elite Academic Academy–Mountain Empire (EAA-ME) continued its commitment to advancing academic achievement for all students through rigorous, reflective instructional practices and a standards-aligned, dynamic curriculum. Our progress in English Language Arts (ELA) is evident in both CAASPP and i-Ready assessments. On the 2023–24 CAASPP, 59% of students met or exceeded standards in ELA—a slight but meaningful gain from the previous year’s 60%. This consistency, paired with mid-year i-Ready scores showing 60% of students reading at or above grade level (up from 58% the prior year), reflects the positive impact of targeted supports, intentional instructional design, and a student-centered learning environment.

In Mathematics, the data reveals areas of both progress and continued growth. While CAASPP results show a 2% decline (from 47% in 2022–23 to 45% in 2023–24), our i-Ready data presents a more encouraging trend, with 53% of students performing at or above grade level mid-year—up significantly from 40% the prior year. This suggests that our strategic efforts, including adaptive curriculum tools and targeted interventions, are beginning to take effect, particularly in day-to-day math readiness and foundational skills.

EAA-ME’s commitment to college and career readiness is further demonstrated through the continued expansion of UCOP-approved A–G coursework, ensuring equitable access to rigorous, college-preparatory opportunities for all high school students. Faculty continue to integrate A–G aligned instruction through high-quality digital platforms, providing students with both remediation and acceleration tailored to individual learning needs.

Professional development continues to be a cornerstone of our academic strategy. This year, teachers engaged in focused training on standards-aligned instruction, data-driven decision-making, and differentiated practices. These learning experiences have empowered staff to better serve our diverse student population and respond effectively to formative and summative data.

As we look ahead, our data-driven instructional practices, strong commitment to equity, and continued investment in educator growth position EAA-ME to build on recent successes while strategically addressing areas of academic need—particularly in math achievement. Our schoolwide improvement efforts remain grounded in a growth mindset and an unwavering belief in the potential of every student.

An explanation of material differences between Budgeted Expenditures and Estimated Actual Expenditures and/or Planned Percentages of Improved Services and Estimated Actual Percentages of Improved Services.

A description of the effectiveness or ineffectiveness of the specific actions to date in making progress toward the goal.

Elite Academic Academy has made a strong start in its first year of a new three-year LCAP focus, strategically defining and pursuing key objectives throughout the 23/24 school year. By consistently monitoring and adapting the curriculum to meet the evolving needs of our students, we have ensured alignment with academic standards and worked to optimize learning outcomes. Our commitment to equipping both students and staff with necessary supplies, books, and materials has played a crucial role in creating an enriched learning environment that supports academic growth.

Through targeted, meaningful instructional practices—supported by continuous monitoring of student progress—we have personalized learning experiences to address individual student needs. This approach has not only facilitated academic advancement but also cultivated a culture of engagement and empowerment among our students.

As we continue to embrace a holistic approach to educational excellence, characterized by flexibility, resource provision, and innovative teaching methods, Elite Academic Academy is on track to achieve its broader goals for this three-year LCAP cycle. This first year lays a strong foundation for the continued growth and success of our students and staff.

A description of any changes made to the planned goal, metrics, target outcomes, or actions for the coming year that resulted from reflections on prior practice.

None

A report of the Total Estimated Actual Expenditures for last year's actions may be found in the Annual Update Table. A report of the Estimated Actual Percentages of Improved Services for last year's actions may be found in the Contributing Actions Annual Update Table.

Actions

Action #	Title	Description	Total Funds	Contributing
1.1	Academic Achievement through highly qualified staff, research-based instructional practices, and performance monitoring.	<p>We will improve the academic achievement of all students through predominant instructional practices, guaranteed and viable curriculum, and standard-aligned assessments in Language Arts and mathematics to promote student progress of all students, including English Learners, other unduplicated student groups, and students with disabilities. This will be measured by our ability to meet or exceed our authorizing district CAASPP ELA and Math Scores.</p> <p>Additionally, we will evaluate the student's academic performance data based on local and state assessments in order to provide targeted interventions, and acceleration, and monitor the progress toward achieving goals for each individual student.</p>	\$4,530,324.73	No
1.2	Special Education Academic Achievement.	Provide special education instructional practices, assessment, and needed support services to students in need of specialized academic instruction, assessment, and support resources.	\$1,471,590.36	Yes
1.3	Equitable access to Common Core-aligned viable	All students and instructional staff will have access to the high-quality curriculum through online digital courses, offline courses/curriculum, supplemental materials, community partner educational opportunities, and A-G-approved courses.	\$1,344,684.39	No

Action #	Title	Description	Total Funds	Contributing
	curriculum and materials			
1.4	Professional Development to support in effective teaching	Job-embedded professional development, observations of peer-to-peer observations, and discussions related to instructional growth goals and the use of rubrics and student achievement data to inform, guide, and improve instruction. Professional Development opportunities will also be provided to teachers by contracted services and in-house leadership to effectively guide credentialed teachers, counselors, CTE Counselors, CTE Teachers, and highly qualified staff to enhance their pedagogical skills through personal reflection and professional growth plans. Professional Development (PD) for all staff on the Multi-Tiered System of Support (MTSS) framework, tiers, and strategies will be implemented and all staff will receive training over the next three years in an articulated implementation plan.	\$243,093.34	Yes
1.5	Management of Fiscal, operational and technological resources to support students, staff, and community.	Operations and business services work in collaboration with contracted industry experts to manage its fiscal, operational, technological, and compliance to ensure high-quality reporting and alignment with Educational Code. Operations of the charter are maintained and controlled through collaborative certificated and the classified management team of the Business Department and Cabinet: Chief Executive Officer, Chief Academic Innovation Officer, Directors, and Chief Student Development Officer.	\$2,672,674.26	No

Goals and Actions

Goal

Goal #	Description	Type of Goal
2	Establish connections and partnerships with our families and community to increase engagement, involvement, ensure safety and satisfaction, and to support student learning and achievement.	Maintenance of Progress Goal

State Priorities addressed by this goal.

Priority 1: Basic (Conditions of Learning)
 Priority 2: State Standards (Conditions of Learning)
 Priority 3: Parental Involvement (Engagement)
 Priority 4: Pupil Achievement (Pupil Outcomes)
 Priority 5: Pupil Engagement (Engagement)
 Priority 6: School Climate (Engagement)
 Priority 8: Other Pupil Outcomes (Pupil Outcomes)

An explanation of why the LEA has developed this goal.

We recognize that students who attend school regularly have been shown to be engaged, achieve at higher levels, and graduate from high school.

Measuring and Reporting Results

Metric #	Metric	Baseline	Year 1 Outcome	Year 2 Outcome	Target for Year 3 Outcome	Current Difference from Baseline
2.1	Chronic Absenteeism rate	3.8% (22/23 Dashboard)	3.1%		3%	
2.2	Suspension/Expulsion Rate	0%	0%		0%	
2.3	ADA	909.75	977.19		1130	
2.4	Social Media Interaction through Instagram Followers	23/24: 10.8% interactions from Followers; 89.2% Non-Followers; 0.1% ads	24/25: 84.2% interactions from followers; 11.5% Organic Ads		85% interactions from followers; 10% Organic Ads	

Metric #	Metric	Baseline	Year 1 Outcome	Year 2 Outcome	Target for Year 3 Outcome	Current Difference from Baseline
		(organic).				
2.5	Website Traffic Coming from a Direct Link	23/24: Views: 162,845; Sessions: 118,212; Engaged: 60,001; Sessions per user: 2.96	24/25: Views: 191,320; Sessions: 130,601; Engaged Sessions: 64, 717; Sessions per user: 2.88		Views: 200,000; Sessions: 150,000; Engaged Sessions: 70,000; Sessions per user: 3	

Goal Analysis [2024-25]

An analysis of how this goal was carried out in the previous year.

A description of overall implementation, including any substantive differences in planned actions and actual implementation of these actions, and any relevant challenges and successes experienced with implementation.

We continue to be pleased with the growth and positive outcomes achieved under this LCAP goal. The planned actions proved highly effective, contributing to meaningful improvements in student attendance, engagement, and overall school culture.

As a result of these efforts, we observed a noticeable decrease in chronic absenteeism and a corresponding increase in our Average Daily Attendance (ADA). These improvements have also supported gains in graduation outcomes and student connectedness.

A key driver of this success has been our intentional focus on community building and meaningful student engagement. In-person activities—including student clubs, field trips, prom, and graduation ceremonies—have played a critical role in strengthening the sense of belonging across our school community. Innovative programs such as Flexperience and NXTLVL Games have further contributed to increased engagement among both students and families.

Our communication efforts have also been a cornerstone of our strategy. Tools like ParentSquare and internal surveys have enhanced two-way communication and provided valuable insights into school climate and family needs. Parent workshops and family-centered activities have deepened partnerships with families and elevated their role in supporting student success.

Ensuring student and staff safety remains a top priority. Through comprehensive protocols, including fingerprinting, mandatory training, and the use of digital monitoring tools, we have maintained a safe and supportive learning environment.

Support for English Language Learners has also been a focus area, with targeted interventions and advisory sessions helping students make steady progress in English proficiency.

Our renewed commitment to digital engagement through social media and website updates has improved communication and transparency, ensuring families are well-informed and connected to school life.

Overall, the actions taken this year have laid a strong foundation for sustained progress. We are encouraged by the momentum gained and remain committed to building on these successes in the years to come.

An explanation of material differences between Budgeted Expenditures and Estimated Actual Expenditures and/or Planned Percentages of Improved Services and Estimated Actual Percentages of Improved Services.

A description of the effectiveness or ineffectiveness of the specific actions to date in making progress toward the goal.

Over the course of the three-year LCAP cycle, our planned actions have proven highly effective in making progress toward our goal of increasing student engagement, family involvement, and school safety. We observed consistent improvement in key indicators, including reduced chronic absenteeism, increased ADA, and higher graduation rates—all of which reflect the sustained impact of our efforts. Key actions such as expanding in-person student activities, strengthening family communication through tools like ParentSquare, and implementing targeted safety protocols and ELL supports contributed significantly to these outcomes. The integration of innovative programs and meaningful parent engagement further reinforced a positive and inclusive school culture. These combined strategies have helped build a strong foundation for ongoing progress, demonstrating the effectiveness of our approach throughout the LCAP cycle.

A description of any changes made to the planned goal, metrics, target outcomes, or actions for the coming year that resulted from reflections on prior practice.

None

A report of the Total Estimated Actual Expenditures for last year’s actions may be found in the Annual Update Table. A report of the Estimated Actual Percentages of Improved Services for last year’s actions may be found in the Contributing Actions Annual Update Table.

Actions

Action #	Title	Description	Total Funds	Contributing
2.1	School-Based Enrichment Activities	Continue to support innovative projects that support student learning and growth, such as clubs, VAPA, fieldtrips, community events, guest speakers, and outreach.	\$2,401,300.09	No
2.2	Meaningful and Transparent Communication	Provide students, parents, staff, and the community with formal and informal ways to provide input regarding the school through social media, marketing, communication apps, CEO Council, Parent Empowerment workshops, and other outreach opportunities.	\$288,282.99	No

Action #	Title	Description	Total Funds	Contributing
2.3	Safe Learning Environment	The charter will continue to maintain a safe learning environment for all students by training the teachers on safe practices and participation in mandated training through Safe Schools. Fingerprinting and vetting all contracted service providers. School-wide safety plans will be created and implemented, as necessary. IT will continue safe technology by monitoring student web access through student-issued Chromebooks.	\$5,790.99	No
2.4	English Language Family Support	Notices, reports, statements, or records, and conferences to a parent or guardian, will be translated in parent/guardian native language, as needed and required by law.	\$5,296.55	Yes
2.5	Engaging the Community	Through staff professional development and parent empowerment workshops, provide training on strategies to support the success of the whole school as well as individuals within the school.	\$134,655.11	No
2.6	Providing Access to Resources	Classified personnel in supporting students in accessing essential academic resources and instructional materials.	\$328,160.49	No

Goals and Actions

Goal

Goal #	Description	Type of Goal
3	Support students with academic supports and interventions, as well as appropriate social-emotional supports, to meet their needs in a supportive environment through the implementation of the Multi-Tiered Systems of Support (MTSS) framework.	Maintenance of Progress Goal

State Priorities addressed by this goal.

Priority 1: Basic (Conditions of Learning)
 Priority 2: State Standards (Conditions of Learning)
 Priority 4: Pupil Achievement (Pupil Outcomes)
 Priority 5: Pupil Engagement (Engagement)
 Priority 7: Course Access (Conditions of Learning)

An explanation of why the LEA has developed this goal.

We recognize that students need support in not only academics but also social-emotional support. Using a MTSS that supports students in the independent studies model is needed to help and support students.

Measuring and Reporting Results

Metric #	Metric	Baseline	Year 1 Outcome	Year 2 Outcome	Target for Year 3 Outcome	Current Difference from Baseline
3.1	English Learners making progress towards English language proficiency	22/23 School Year: 56.3%	23/24 School Year: 43.8%		60%	-16.2%
3.2	EL Reclassification	5%	14%		25%	11%
3.3	Students Receiving MTSS Services that Meet Reading Typical Growth Goal as reported by iReady	70%	52%		65%	13%

Metric #	Metric	Baseline	Year 1 Outcome	Year 2 Outcome	Target for Year 3 Outcome	Current Difference from Baseline
3.4	Students Receiving MTSS Services that Meet Math Typical Growth Goal as reported by iReady	56%	46%		60%	14%
3.5	English Learners that Improve Placement Classification	56.3%	37.5%		65%	27.5%
3.6	English Learners that Meet Reading Typical Growth Goal as reported by iReady	40%	50%		60%	10%

Goal Analysis [2024-25]

An analysis of how this goal was carried out in the previous year.

A description of overall implementation, including any substantive differences in planned actions and actual implementation of these actions, and any relevant challenges and successes experienced with implementation.

In the previous year, our commitment to the Multi-Tiered System of Supports (MTSS) remained strong, with focused efforts on maximizing the impact of our MTSS Grant funds. Targeted professional development equipped staff with effective strategies to implement MTSS practices, supporting the diverse academic and social-emotional needs of our students—particularly in the face of persistent learning gaps and increased mental health challenges among incoming students.

A key area of growth this year was the expansion of direct services to English Learners. We provided more intentional, targeted supports designed to accelerate English language acquisition, with interventions embedded within both designated and integrated instructional settings. These efforts allowed ELL students to engage more meaningfully with grade-level content while also developing their English proficiency.

Additionally, we made strategic improvements in aligning Tier 2 interventions with the core curriculum. Our Learning Labs were refined to more closely mirror the concepts and strategies being taught in students' primary academic programs, ensuring consistency and coherence in instructional approaches. This enhanced alignment has improved students' ability to apply intervention-based learning directly within their core coursework, increasing overall academic impact.

While the overall direction of our MTSS implementation stayed true to our original plan, some adjustments were necessary to meet the unique needs of our non-classroom-based student population. Tiered interventions were refined for greater effectiveness, and a new referral request system allowed us to more efficiently identify and serve students needing additional support. The use of the MTSS Instructional Coach platform provided more targeted interventions in ELA and Math for students performing below proficiency, improving the precision of our support.

Finally, the continued success of our extended school year through the Credit Recovery/Acceleration Year-Round track reflected our ongoing commitment to academic equity. This initiative provided at-risk students with vital opportunities to stay on track for graduation, reinforcing our broader mission of supporting all learners through flexible and responsive educational practices.

An explanation of material differences between Budgeted Expenditures and Estimated Actual Expenditures and/or Planned Percentages of Improved Services and Estimated Actual Percentages of Improved Services.

A description of the effectiveness or ineffectiveness of the specific actions to date in making progress toward the goal.

Given the small and highly transient nature of our English Learner (EL) population, measuring progress based solely on EL reclassification rates is not a reliable indicator of the effectiveness of our actions. The number and composition of EL students fluctuate significantly each year, making it difficult to track long-term trends using reclassification data alone. Instead, we rely on iReady assessment data to gauge the progress of our current EL students. By comparing Beginning-of-Year (BOY) and Middle-of-Year (MOY) results, we are able to monitor growth in key areas such as reading and mathematics. This approach allows us to make timely instructional adjustments and provide targeted supports based on real-time student performance. This shift in focus has proven effective in giving us a more accurate and responsive picture of how well our interventions are supporting English Learners, particularly within the context of our flexible and non-traditional school model.

A description of any changes made to the planned goal, metrics, target outcomes, or actions for the coming year that resulted from reflections on prior practice.

None

A report of the Total Estimated Actual Expenditures for last year’s actions may be found in the Annual Update Table. A report of the Estimated Actual Percentages of Improved Services for last year’s actions may be found in the Contributing Actions Annual Update Table.

Actions

Action #	Title	Description	Total Funds	Contributing
3.1	MTSS System Monitoring	Use tri-annual benchmark assessment data, plus CAASPP results, to make data-informed decisions so that all students have the opportunity to experience academic success. Establish clear and measurable goals focused on improving overall student achievement.	\$567,523.76	Yes

Action #	Title	Description	Total Funds	Contributing
		<p>Monitor and provide targeted intervention through MTSS and/or Special Education services, for low-income pupils, Foster Youth, English Learners, and Students With Disabilities so that they may achieve grade-level proficiency.</p> <p>Through the student referral system, student data, and family requests, provide appropriate interventions, and progress monitoring as defined by the MTSS Tiered Systems of Support.</p> <p>Hire and train MTSS Instructional Coaches and Instructional Aides to provide targeted instruction in ELA and Math to students scoring two or grade levels below proficiency.</p> <p>Host SST meetings and monitor progress towards goals for students needing academic and/or re-engagement support.</p> <p>Train all staff on MTSS Tiered Systems of Support</p>		
3.2	EL Proficiency Monitoring (EL)	ELPAC results will be analyzed, reviewed, and shared with parents. Curriculum and EL minutes verified. Also, re-designation completed for students who qualify.	\$61,179.28	Yes
3.3	Access to technology to effectively implement and support academic learning for students and staff	<p>Increase Chromebook deployment and academic software to provide equitable access to technology resources for students in need (EL, FY, SpED).</p> <p>Provide a comprehensive suite of tech software and hardware for teachers and support staff to best meet the needs of the student population.</p>	\$894,006.21	Yes
3.4	Offer Year Round Track for credit	Provide a Year Round track of 200 days of school to increase the academic days and reduce the summer slide for low-income, EL, Foster	\$1,112,706.79	Yes

Action #	Title	Description	Total Funds	Contributing
	recovery, advancement, and enrichment learning period.	Youth students that allow for credit recovery, CTE pathway discovery, reviewing of essential skills, and the opportunity for students to get ahead.		

Goals and Actions

Goal

Goal #	Description	Type of Goal
4	We will prepare secondary students to graduate from school school with opportunities and preparation for college and career.	Maintenance of Progress Goal

State Priorities addressed by this goal.

Priority 1: Basic (Conditions of Learning)
 Priority 2: State Standards (Conditions of Learning)
 Priority 3: Parental Involvement (Engagement)
 Priority 4: Pupil Achievement (Pupil Outcomes)
 Priority 5: Pupil Engagement (Engagement)
 Priority 6: School Climate (Engagement)
 Priority 7: Course Access (Conditions of Learning)
 Priority 8: Other Pupil Outcomes (Pupil Outcomes)

An explanation of why the LEA has developed this goal.

It is our goal to ensure that when students graduate from Elite Academic Academy they are prepared for their 21st century future and are properly prepared to choose a career or college pathway. .

Measuring and Reporting Results

Metric #	Metric	Baseline	Year 1 Outcome	Year 2 Outcome	Target for Year 3 Outcome	Current Difference from Baseline
4.1	Students Enrolled in a CTE Pathway	23/24 School Year 86%	24/25 School Year 84%		90%	-2%
4.2	A-G Completion	22/23 School Year 97%	23/24 School Year 97%		98%	1%
4.3	FAFSA Completion	23/24 School Year 57.5%	24/25 School Year 44%		70%	-13.5%

Metric #	Metric	Baseline	Year 1 Outcome	Year 2 Outcome	Target for Year 3 Outcome	Current Difference from Baseline

Goal Analysis [2024-25]

An analysis of how this goal was carried out in the previous year.
A description of overall implementation, including any substantive differences in planned actions and actual implementation of these actions, and any relevant challenges and successes experienced with implementation.

We are proud to share continued progress on the implementation of Goal 4. Our focus on building robust Career Technical Education (CTE) pathways across high school and middle school has steadily advanced, supporting students from grades K–14 as they explore careers, develop industry-aligned skills, and prepare for both college and the workforce. CTE pathway options have expanded significantly, with new programs including Esports, Marketing, Professional Music Production, Medical Pathways, and Product Design. These offerings have generated strong engagement from students and families alike. Additionally, the introduction of Career and Technical Student Organizations (CTSOs) such as HOSA and DECA—where we are proud to be the first non-classroom-based school approved—has deepened student involvement and leadership development in their areas of interest. We are especially excited to share that this year we celebrated our first cohort of CTE pathway completers, marking a major milestone in our program's growth and effectiveness. To ensure alignment with postsecondary expectations, CTE and core academic courses continue to be developed to meet state standards and UC/CSU A-G requirements. This alignment ensures students can earn transferable credits while gaining relevant knowledge and experience. In support of college and career readiness, we continue to expand efforts to improve FAFSA completion rates. Our school counselors have led this charge by facilitating parent/student workshops and embedding financial aid education into Government and Economics courses. This work ensures students are better informed and more prepared to access postsecondary opportunities. Overall, our CTE programs are thriving, with increasing student interest, improved alignment with college and career standards, and continued innovation that reflects our commitment to preparing students for success beyond high school.

An explanation of material differences between Budgeted Expenditures and Estimated Actual Expenditures and/or Planned Percentages of Improved Services and Estimated Actual Percentages of Improved Services.

A description of the effectiveness or ineffectiveness of the specific actions to date in making progress toward the goal.

We continue to refine our approach to increasing FAFSA completion, a key element of our goal to support students in preparing for postsecondary success. While we have made progress, changes at the federal level this year introduced unexpected delays and confusion for students and families, which impacted completion rates. Integrating FAFSA completion into the Economics course as a graded assignment has shown moderate success, but we recognize that additional strategies are needed to ensure higher participation and deeper understanding.

In parallel, the development of a credit recovery track within our virtual high school has positively contributed to our progress on the CA College and Career Readiness Dashboard. This targeted intervention has helped us better identify students who can benefit from additional A-G course enrollments. By tailoring support and expanding access to college-preparatory coursework, we are working toward improving both academic outcomes and long-term readiness for college and careers.

A description of any changes made to the planned goal, metrics, target outcomes, or actions for the coming year that resulted from reflections on prior practice.

None

A report of the Total Estimated Actual Expenditures for last year's actions may be found in the Annual Update Table. A report of the Estimated Actual Percentages of Improved Services for last year's actions may be found in the Contributing Actions Annual Update Table.

Actions

Action #	Title	Description	Total Funds	Contributing
4.1	Career Technical Education Program Pathways	Develop a comprehensive Career Technical Education Program for middle and high school students that help align student strengths and interests to post-secondary goals and interests, and aligns with Regional Workforce plans. Purchase of Industry Certification opportunities, instructional supplies, hiring of highly-qualified CTE teachers, and Directors to support CTE students and program.	\$682,339.89	No
4.2	Assessment & Articulation for post-secondary preparation	Ensure all students have the opportunity for ACT, PSAT, & SAT exam preparation through programs, instructions, and materials. Afford student fee waivers and fee support with the registration of ACT, PSAT, SAT & Industry Certification exams, if applicable.	\$11,663.06	No
4.3	College and Career Counseling	Students will complete courses that satisfy UC or CSU entrance requirements or programs that align with the State Board-approved CTE and A-G standards and framework. Support internship and job shadowing experiences for student career path interests; Increase	\$652,221.76	No

Action #	Title	Description	Total Funds	Contributing
		relationships with community college concurrently, dual enrollment, or CTE courses. Support a comprehensive college application, college counseling for students, FAFSA support, Financial Aid support, Scholarship support, and NCAA support. Counselors will also provide social-emotional and physical health services for students and staff.		
4.4	Advanced Academic Resources (SOAR)	Continue providing AP courses through an accredited Curriculum provider and provide students with AP course textbooks/materials, Dual Enrollment opportunities, and building of advanced curriculum and A-G courses for student acceleration and learning.	\$107,235.59	
4.5	Arts and Music Program	Create an ongoing program supporting music and arts instruction for grades TK-12.	\$262,764.38	No

Goals and Actions

Goal

Goal #	Description	Type of Goal
5		

State Priorities addressed by this goal.

An explanation of why the LEA has developed this goal.

Measuring and Reporting Results

Metric #	Metric	Baseline	Year 1 Outcome	Year 2 Outcome	Target for Year 3 Outcome	Current Difference from Baseline
----------	--------	----------	----------------	----------------	---------------------------	----------------------------------

Goal Analysis [2024-25]

An analysis of how this goal was carried out in the previous year.

A description of overall implementation, including any substantive differences in planned actions and actual implementation of these actions, and any relevant challenges and successes experienced with implementation.

An explanation of material differences between Budgeted Expenditures and Estimated Actual Expenditures and/or Planned Percentages of Improved Services and Estimated Actual Percentages of Improved Services.

A description of the effectiveness or ineffectiveness of the specific actions to date in making progress toward the goal.

A description of any changes made to the planned goal, metrics, target outcomes, or actions for the coming year that resulted from reflections on prior practice.

A report of the Total Estimated Actual Expenditures for last year’s actions may be found in the Annual Update Table. A report of the Estimated Actual Percentages of Improved Services for last year’s actions may be found in the Contributing Actions Annual Update Table.

Actions

Action #	Title	Description	Total Funds	Contributing
----------	-------	-------------	-------------	--------------

Increased or Improved Services for Foster Youth, English Learners, and Low-Income Students [2025-26]

Total Projected LCFF Supplemental and/or Concentration Grants	Projected Additional 15 percent LCFF Concentration Grant
\$1,351,268	\$0

Required Percentage to Increase or Improve Services for the LCAP Year

Projected Percentage to Increase or Improve Services for the Coming School Year	LCFF Carryover — Percentage	LCFF Carryover — Dollar	Total Percentage to Increase or Improve Services for the Coming School Year
9.272%	0.000%	\$0.00	9.272%

The Budgeted Expenditures for Actions identified as Contributing may be found in the Contributing Actions Table.

Required Descriptions

LEA-wide and Schoolwide Actions

For each action being provided to an entire LEA or school, provide an explanation of (1) the unique identified need(s) of the unduplicated student group(s) for whom the action is principally directed, (2) how the action is designed to address the identified need(s) and why it is being provided on an LEA or schoolwide basis, and (3) the metric(s) used to measure the effectiveness of the action in improving outcomes for the unduplicated student group(s).

Goal and Action #	Identified Need(s)	How the Action(s) Address Need(s) and Why it is Provided on an LEA-wide or Schoolwide Basis	Metric(s) to Monitor Effectiveness
1.4	<p>Action: Professional Development to support in effective teaching</p> <p>Need:</p> <p>Scope:</p>	<p>This action focuses on providing professional development (PD) to all staff members on the Multi-Tiered System of Support (MTSS) framework. This comprehensive training will cover the core components of MTSS, including the tiered structure, available strategies, and effective implementation practices. The PD will be delivered over a three-year period, following a well-defined implementation plan.</p> <p>Here's a breakdown of the key aspects:</p>	<p>MTSS Implementation Fidelity: Observe and document how effectively staff members are putting MTSS into practice within their classrooms or roles. This could involve walkthroughs, classroom observations, or reviewing intervention documentation.</p>

Goal and Action #	Identified Need(s)	How the Action(s) Address Need(s) and Why it is Provided on an LEA-wide or Schoolwide Basis	Metric(s) to Monitor Effectiveness
	LEA-wide	<p>Target Audience: All staff members, including teachers, instructional coaches, aides, and administrators.</p> <p>Content: Training will cover the MTSS framework, including the three tiers (Tier 1: Universal Supports, Tier 2: Targeted Interventions, Tier 3: Intensive Interventions), various evidence-based strategies for each tier, and best practices for successful implementation.</p> <p>Delivery Plan: The PD will be delivered over three years through a structured plan. This plan might involve a mix of formats like workshops, online modules, coaching sessions, and professional learning communities (PLCs).</p> <p>The goal is to ensure all staff members possess a deep understanding of MTSS and its application to support student success.</p>	<p>Student Achievement Data: Track student achievement data, including benchmark assessments and progress monitoring measures, over time. Improvement in student outcomes can be an indicator of successful MTSS implementation supported by effective staff training.</p>
2.4	<p>Action: English Language Family Support</p> <p>Need:</p> <p>Scope: LEA-wide</p>	<p>This action ensures that all critical school communication, including notices, reports, statements, records, and conference materials, are translated into the native language of parents or guardians, whenever necessary and legally mandated. This facilitates clear and comprehensive communication, promoting parental understanding and engagement in their child's education.</p>	<p>Percentage of translated documents provided to parents/guardians: Track the number of documents translated into various languages compared to the total number of documents sent to families. This provides a quantitative measure of the translation effort.</p> <p>Parent/Guardian Satisfaction Survey: Conduct surveys or hold focus groups to gauge parents' understanding of the translated materials and their overall</p>

Goal and Action #	Identified Need(s)	How the Action(s) Address Need(s) and Why it is Provided on an LEA-wide or Schoolwide Basis	Metric(s) to Monitor Effectiveness
			satisfaction with the communication process. This qualitative data helps assess the impact of translated documents.
3.1	<p>Action: MTSS System Monitoring</p> <p>Need: Unduplicated students can greatly benefit from access to Multi-Tiered System of Supports (MTSS). MTSS is a comprehensive framework that uses data-driven problem-solving to integrate academic, behavioral, and social-emotional support for all students</p> <p>Scope:</p>	<p>This action focuses on implementing a comprehensive MTSS (Multi-Tiered System of Supports) monitoring system to ensure equitable access to academic success for all students. It utilizes various data sources like tri-annual benchmark assessments, CAASPP results, student referrals, and family requests to identify students needing additional support, particularly low-income pupils, Foster Youth, English Learners, and Students With Disabilities. The system then provides targeted interventions through MTSS and/or Special Education services, along with progress monitoring, to help students achieve grade-level proficiency. Additionally, dedicated MTSS Instructional Coaches and Aides are hired and trained to offer specific instruction in ELA and Math for students struggling significantly. Regular SST (Student Success Team) meetings are held to monitor progress towards established goals and adjust interventions as needed for students requiring academic and/or re-engagement support.</p>	<p>Increase in grade-level proficiency rates: Track the percentage of students achieving grade-level proficiency in core subjects (ELA and Math) over time, disaggregated by student subgroups (low-income, Foster Youth, English Learners, Students With Disabilities). This demonstrates the overall impact of the MTSS system. Reduction in achievement gaps: Analyze the achievement gap between student subgroups and the general population. Look for a narrowing of the gap over time, indicating progress towards equity in academic success. Intervention effectiveness: Monitor the effectiveness of MTSS interventions by tracking the percentage of students demonstrating improvement after receiving targeted support. This can be measured</p>

Goal and Action #	Identified Need(s)	How the Action(s) Address Need(s) and Why it is Provided on an LEA-wide or Schoolwide Basis	Metric(s) to Monitor Effectiveness
			through pre- and post-intervention assessments. Parent/Guardian satisfaction with communication and support: Conduct surveys or hold focus groups to gauge parents' understanding of the MTSS process, their satisfaction with communication regarding their child's needs, and their perception of the support provided.
3.3	<p>Action: Access to technology to effectively implement and support academic learning for students and staff</p> <p>Need: Ensuring unduplicated student groups have access to technology is crucial for equitable education.</p> <p>Scope: LEA-wide</p>	<p>This action aims to bridge the digital divide by expanding Chromebook deployment and access to academic software for students in need, particularly English Learners (ELs), Foster Youth (FYs), and Students with Disabilities (SpED). Here's a breakdown of the key aspects:</p> <p>Increased Chromebook Deployment: The initiative will focus on ensuring all students in the identified subgroups (EL, FY, SpED) have access to Chromebooks for learning activities. This could involve:</p> <ul style="list-style-type: none"> Acquiring additional Chromebooks Implementing loan programs for students who need devices at home Prioritizing Chromebook distribution to students with limited access to technology <p>Academic Software Access: A comprehensive suite of academic software licenses will be</p>	<p>Chromebook Distribution: Track the number of Chromebooks deployed to students in the identified subgroups (EL, FY, SpED) compared to the total student population in those groups. This demonstrates if the program is reaching its target audience.</p> <p>Software Utilization: Monitor student and staff usage of the academic software licenses. This can be done through login data or surveys to gauge engagement with the provided resources.</p>

Goal and Action #	Identified Need(s)	How the Action(s) Address Need(s) and Why it is Provided on an LEA-wide or Schoolwide Basis	Metric(s) to Monitor Effectiveness
		<p>acquired to support the specific learning needs of ELs, FYs, and SpED students. This might include:</p> <ul style="list-style-type: none"> Language learning software for ELs Assistive technology software for SpED students Educational software aligned with the curriculum for all students <p>The goal is to provide equitable access to technology resources that enhance learning opportunities and empower students in need to achieve academic success.</p>	

Limited Actions

For each action being solely provided to one or more unduplicated student group(s), provide an explanation of (1) the unique identified need(s) of the unduplicated student group(s) being served, (2) how the action is designed to address the identified need(s), and (3) how the effectiveness of the action in improving outcomes for the unduplicated student group(s) will be measured.

Goal and Action #	Identified Need(s)	How the Action(s) are Designed to Address Need(s)	Metric(s) to Monitor Effectiveness
1.2	<p>Action: Special Education Academic Achievement.</p> <p>Need: The provision of special education instructional practices, assessment, and support services is essential to address the unique educational requirements of our special education students. These students face diverse learning challenges that necessitate specialized academic instruction, assessment, and</p>	<p>Specialized Academic Instruction: Special education students often require instruction that is customized to their learning styles, abilities, and developmental levels. Traditional teaching methods may not effectively meet their needs. By implementing specialized academic instruction, we can cater to the specific learning needs of each student, ensuring access to a curriculum that is appropriate and meaningful for their educational growth.</p> <p>Individualized Assessment: Standardized assessments may not accurately reflect the progress and abilities of special education students. Therefore, it is imperative to conduct individualized assessments that consider the</p>	Parents Reporting Consistent Contact with their student's SpEd service providers

Goal and Action #	Identified Need(s)	How the Action(s) are Designed to Address Need(s)	Metric(s) to Monitor Effectiveness
	<p>support resources tailored to their individual needs.</p> <p>Scope: Limited to Unduplicated Student Group(s)</p>	<p>unique strengths and challenges of each student. These assessments provide valuable insights into student learning and guide the development of personalized educational plans that address academic goals and areas of need.</p> <p>Support Services: Special education students often require additional support services to facilitate their academic and social-emotional development. These services may include speech therapy, occupational therapy, counseling, and behavioral interventions. By providing access to necessary support services, we can address barriers to learning and promote the overall well-being of our special education students, enabling them to thrive in the educational setting.</p>	
3.1	<p>Action: MTSS System Monitoring</p> <p>Need:</p> <p>Scope: Limited to Unduplicated Student Group(s)</p>		
3.2	<p>Action: EL Proficiency Monitoring (EL)</p> <p>Need: Ensuring English language proficiency for designated English Learner (EL) students is vital for their academic success and integration into the broader school community</p>	<p>ELPAC Analysis and Review: Educators will thoroughly analyze and review ELPAC data to identify individual student strengths and weaknesses in their English language proficiency.</p> <p>Parent Communication: Clear and informative communication will be established with parents/guardians. This includes sharing the ELPAC results and explaining what they mean for their child's progress in learning English.</p> <p>Curriculum Verification: The curriculum specifically designed for ELs will be examined to ensure it</p>	<p>ELPAC proficiency rates: Track the percentage of EL students progressing through the various EL proficiency levels on the ELPAC assessment over time. This demonstrates the effectiveness of the implemented strategies in improving their English language skills.</p>

Goal and Action #	Identified Need(s)	How the Action(s) are Designed to Address Need(s)	Metric(s) to Monitor Effectiveness
	<p>Scope: Limited to Unduplicated Student Group(s)</p>	<p>aligns with students' needs as identified through ELPAC results. Additionally, verification will ensure sufficient designated minutes are allocated for EL instruction.</p> <p>Re-designation: For students who have achieved English proficiency, the process of re-designation out of EL status will be completed in accordance with established guidelines.</p> <p>This comprehensive approach ensures that ELPAC results are effectively used to tailor instruction, measure progress, and support the academic success of English Learners.</p>	
3.4	<p>Action: Offer Year Round Track for credit recovery, advancement, and enrichment learning period.</p> <p>Need: Extending the school year is a proposed strategy to help close achievement gaps, particularly for unduplicated students. Unduplicated students often include English learners, foster youth, and low-income students</p> <p>Scope: Limited to Unduplicated Student Group(s)</p>	<p>This initiative is a 200-day year-round track specifically designed to support low-income students, English Learners (ELs), and Foster Youth. It aims to mitigate summer learning loss (summer slide), enhance academic achievement, and offer valuable opportunities for these student populations.</p> <p>Credit Recovery: Dedicated time slots will be provided for students to recover lost credits or retake courses they failed.</p> <p>CTE Pathway Discovery: Students will explore Career and Technical Education (CTE) pathways through workshops, guest speakers, and project-based learning. This can help them identify career interests and prepare for future opportunities.</p> <p>Essential Skills Review: Time will be allocated for revisiting and solidifying core academic skills in reading, writing, math, and science. This ensures foundational knowledge remains strong, especially for students who may struggle with these concepts.</p> <p>Getting Ahead: Students can utilize the additional time to take elective courses, pursue independent</p>	<p>Summer Learning Loss: Compare standardized test scores from the end of the previous school year to the beginning of the following year for targeted student groups. This will show if the program is effectively mitigating summer slide.</p> <p>Credit Recovery Rates: Track the percentage of students who successfully recover lost credits through the program.</p> <p>CTE Pathway Participation and Outcomes: Monitor student participation in CTE exploration activities and track their subsequent enrollment in relevant courses or programs.</p>

Goal and Action #	Identified Need(s)	How the Action(s) are Designed to Address Need(s)	Metric(s) to Monitor Effectiveness
		study projects, or participate in advanced coursework to get ahead in their academic journey.	Student and Parent Surveys: Conduct surveys to gauge student and parent satisfaction with the program, their perception of its impact on learning, and suggestions for improvement.

For any limited action contributing to meeting the increased or improved services requirement that is associated with a Planned Percentage of Improved Services in the Contributing Summary Table rather than an expenditure of LCFF funds, describe the methodology that was used to determine the contribution of the action towards the proportional percentage, as applicable.

Closing the achievement gap and improving student outcomes is central to Elite Academic Academy's mission. We are dedicated to ensuring that all students, including English learners (EL), foster youth (FY), and low-income (LI) students, graduate high school ready for college and career. To achieve this, Elite Academic Academy has implemented strategic investments, curriculum enhancements, and instructional support tailored to meet the needs of these student subgroups.

We have been focused on establishing connections and partnerships with families, community partners, and all stakeholders to increase engagement, and involvement, and ensure safety and satisfaction to support student learning and achievement. (All Students include EL, FY, LI) Elite Academic Academy has budgeted a commensurate increase in funding to reach these subgroups that are principally directed and effective in meeting school-wide goals; specifically, the school provided:

- Adaptive online/traditional content from a variety of curriculum options - Hiring a Curriculum Coordinator to review courses to identify patterns where students are struggling and revise courses as needed. This is a multi-year project which focused on English courses for year 1.
- College & Career Readiness courses/curriculum from A-G Curriculum providers or Elite's own adopted A-G course catalog
- Increased access to technology equipment to support unduplicated pupils
- Added additional courses to engage students with various interests so that they stay committed to their academic experience.
- Implemented two benchmark assessment programs; one that can be administered online and one offline. This gives teachers the flexibility to assess students in a format that works best for the student. Provided professional development on the use of programs and data interpretations from these two systems.
- Created project-based learning opportunities for additional hands-on learning. It is critical that connections be made between what a student is learning and what they experience. These experiences make learning more relevant.
- Implemented a comprehensive curriculum for EL learners, including two support courses for our EL students

Increased Learning Lab tutoring and intensive intervention support for unduplicated pupils who are struggling, in an effort to close the achievement gap. Our Learning Lab/tutoring sessions give students another opportunity to build relationships and connect with a supportive adult. Not only do the Learning Lab coaches teach specific skills, but they also monitor progress, collaborate with parents and hold students accountable for their learning. In 2021-2022 3.5 coaches provided 3500 hours of support. In 2022-2023 we added 2 more part-time coaches and provided 3577 hours of support.

- Teacher MTSS Lead Positions, an MTSS Instructional Aide, and a newly-created Coordinator of Schoolwide Systems and Support position are focused on helping unduplicated pupils close the achievement gap
- Added more CTE pathways to support students and give hands-on real-world experiences for learning.

Additional Concentration Grant Funding

A description of the plan for how the additional concentration grant add-on funding identified above will be used to increase the number of staff providing direct services to students at schools that have a high concentration (above 55 percent) of foster youth, English learners, and low-income students, as applicable.

--

Staff-to-student ratios by type of school and concentration of unduplicated students	Schools with a student concentration of 55 percent or less	Schools with a student concentration of greater than 55 percent
Staff-to-student ratio of classified staff providing direct services to students	40:1	
Staff-to-student ratio of certificated staff providing direct services to students	25:1	

2025-26 Total Expenditures Table

LCAP Year	1. Projected LCFF Base Grant (Input Dollar Amount)	2. Projected LCFF Supplemental and/or Concentration Grants (Input Dollar Amount)	3. Projected Percentage to Increase or Improve Services for the Coming School Year (2 divided by 1)	LCFF Carryover — Percentage (Input Percentage from Prior Year)	Total Percentage to Increase or Improve Services for the Coming School Year (3 + Carryover %)
Totals	\$14,573,645	1,351,268	9.272%	0.000%	9.272%

Totals	LCFF Funds	Other State Funds	Local Funds	Federal Funds	Total Funds	Total Personnel	Total Non-personnel
Totals	\$15,095,524.42	\$2,353,054.46	\$0.00	\$328,915.14	\$17,777,494.02	\$10,031,922.77	\$7,745,571.25

Goal #	Action #	Action Title	Student Group(s)	Contributing to Increased or Improved Services?	Scope	Unduplicated Student Group(s)	Location	Time Span	Total Personnel	Total Non-personnel	LCFF Funds	Other State Funds	Local Funds	Federal Funds	Total Funds	Planned Percentage of Improved Services
1	1.1	Academic Achievement through highly qualified staff, research-based instructional practices, and performance monitoring.	All	No			All Schools		\$4,515,233.03	\$15,091.70	\$4,530,324.73				\$4,530,324.73	
1	1.2	Special Education Academic Achievement.		Yes	Limited to Unduplicated Student Group(s)		All Schools		\$1,351,475.71	\$120,114.65	\$70,657.90	\$1,217,591.62		\$183,340.84	\$1,471,590.36	0.48%
1	1.3	Equitable access to Common Core-aligned viable curriculum and materials	All	No			All Schools		\$0.00	\$1,344,684.39	\$896,164.85	\$448,519.54			\$1,344,684.39	
1	1.4	Professional Development to support in effective teaching		Yes	LEA-wide		All Schools		\$0.00	\$243,093.34	\$221,543.37			\$21,549.97	\$243,093.34	1.52%
1	1.5	Management of Fiscal, operational and technological resources to support students, staff, and community.	All	No			All Schools		\$653,144.52	\$2,019,529.74	\$2,672,674.26				\$2,672,674.26	
2	2.1	School-Based Enrichment Activities	All	No			All Schools		\$0.00	\$2,401,300.09	\$2,401,300.09				\$2,401,300.09	

Goal #	Action #	Action Title	Student Group(s)	Contributing to Increased or Improved Services?	Scope	Unduplicated Student Group(s)	Location	Time Span	Total Personnel	Total Non-personnel	LCFF Funds	Other State Funds	Local Funds	Federal Funds	Total Funds	Planned Percentage of Improved Services
2	2.2	Meaningful and Transparent Communication	All	No			All Schools		\$15,305.80	\$272,977.19	\$288,282.99				\$288,282.99	
2	2.3	Safe Learning Environment	All	No					\$0.00	\$5,790.99	\$5,790.99				\$5,790.99	
2	2.4	English Language Family Support	English Learners	Yes	LEA-wide	English Learners	All Schools		\$0.00	\$5,296.55	\$5,296.55				\$5,296.55	0.04%
2	2.5	Engaging the Community	All	No			All Schools		\$15,168.14	\$119,486.97	\$134,655.11				\$134,655.11	
2	2.6	Providing Access to Resources	All	No					\$328,160.49	\$0.00	\$328,160.49				\$328,160.49	
3	3.1	MTSS System Monitoring	English Learners Foster Youth Low Income	Yes	Limited to Unduplicated Student Group(s)	English Learners Foster Youth Low Income	All Schools		\$567,523.76	\$0.00	\$408,764.49	\$34,734.94		\$124,024.33	\$567,523.76	2.80%
3	3.2	EL Proficiency Monitoring (EL)	English Learners	Yes	Limited to Unduplicated Student Group(s)	English Learners	All Schools		\$49,519.42	\$11,659.86	\$61,179.28				\$61,179.28	0.42%
3	3.3	Access to technology to effectively implement and support academic learning for students and staff	English Learners Foster Youth Low Income	Yes	LEA-wide	English Learners Foster Youth Low Income	All Schools		\$215,508.17	\$678,498.04	\$894,006.21				\$894,006.21	6.13%
3	3.4	Offer Year Round Track for credit recovery, advancement, and enrichment learning period.	English Learners Foster Youth Low Income	Yes	Limited to Unduplicated Student Group(s)	English Learners Foster Youth Low Income	All Schools		\$808,715.88	\$303,990.91	\$964,594.79	\$148,112.00			\$1,112,706.79	6.62%
4	4.1	Career Technical Education Program Pathways	All	No			All Schools		\$682,339.89	\$0.00	\$306,509.91	\$375,829.98			\$682,339.89	
4	4.2	Assessment & Articulation for post-secondary preparation	All	No			All Schools		\$0.00	\$11,663.06	\$11,663.06				\$11,663.06	

Goal #	Action #	Action Title	Student Group(s)	Contributing to Increased or Improved Services?	Scope	Unduplicated Student Group(s)	Location	Time Span	Total Personnel	Total Non-personnel	LCFF Funds	Other State Funds	Local Funds	Federal Funds	Total Funds	Planned Percentage of Improved Services
4	4.3	College and Career Counseling	All	No			All Schools		\$644,444.05	\$7,777.71	\$652,221.76				\$652,221.76	
4	4.4	Advanced Academic Resources (SOAR)							\$86,293.07	\$20,942.52	\$107,235.59				\$107,235.59	
4	4.5	Arts and Music Program	All Students with Disabilities	No			All Schools		\$99,090.84	\$163,673.54	\$134,498.00	\$128,266.38			\$262,764.38	0.02%

2025-26 Contributing Actions Table

1. Projected LCFF Base Grant	2. Projected LCFF Supplemental and/or Concentration Grants	3. Projected Percentage to Increase or Improve Services for the Coming School Year (2 divided by 1)	LCFF Carryover — Percentage (Percentage from Prior Year)	Total Percentage to Increase or Improve Services for the Coming School Year (3 + Carryover %)	4. Total Planned Contributing Expenditures (LCFF Funds)	5. Total Planned Percentage of Improved Services (%)	Planned Percentage to Increase or Improve Services for the Coming School Year (4 divided by 1, plus 5)	Totals by Type	Total LCFF Funds
\$14,573,645	1,351,268	9.272%	0.000%	9.272%	\$2,626,042.59	18.030%	36.049 %	Total:	\$2,626,042.59
								LEA-wide Total:	\$1,120,846.13
								Limited Total:	\$1,505,196.46
								Schoolwide Total:	\$0.00

Goal	Action #	Action Title	Contributing to Increased or Improved Services?	Scope	Unduplicated Student Group(s)	Location	Planned Expenditures for Contributing Actions (LCFF Funds)	Planned Percentage of Improved Services (%)
1	1.2	Special Education Academic Achievement.	Yes	Limited to Unduplicated Student Group(s)		All Schools	\$70,657.90	0.48%
1	1.4	Professional Development to support in effective teaching	Yes	LEA-wide		All Schools	\$221,543.37	1.52%
2	2.4	English Language Family Support	Yes	LEA-wide	English Learners	All Schools	\$5,296.55	0.04%
3	3.1	MTSS System Monitoring	Yes	Limited to Unduplicated Student Group(s)	English Learners Foster Youth Low Income	All Schools	\$408,764.49	2.80%
3	3.2	EL Proficiency Monitoring (EL)	Yes	Limited to Unduplicated Student Group(s)	English Learners	All Schools	\$61,179.28	0.42%
3	3.3	Access to technology to effectively implement and support academic learning for students and staff	Yes	LEA-wide	English Learners Foster Youth Low Income	All Schools	\$894,006.21	6.13%

Goal	Action #	Action Title	Contributing to Increased or Improved Services?	Scope	Unduplicated Student Group(s)	Location	Planned Expenditures for Contributing Actions (LCFF Funds)	Planned Percentage of Improved Services (%)
3	3.4	Offer Year Round Track for credit recovery, advancement, and enrichment learning period.	Yes	Limited to Unduplicated Student Group(s)	English Learners Foster Youth Low Income	All Schools	\$964,594.79	6.62%

2024-25 Annual Update Table

Totals	Last Year's Total Planned Expenditures (Total Funds)	Total Estimated Expenditures (Total Funds)
Totals	\$15,412,341.40	\$0.00

Last Year's Goal #	Last Year's Action #	Prior Action/Service Title	Contributed to Increased or Improved Services?	Last Year's Planned Expenditures (Total Funds)	Estimated Actual Expenditures (Input Total Funds)
1	1.1	Academic Achievement through highly qualified staff, research-based instructional practices, and performance monitoring.	No	\$4,363,115.25	
1	1.2	Special Education Academic Achievement.	Yes	\$1,202,675.79	
1	1.3	Equitable access to Common Core-aligned viable curriculum and materials	No	\$1,070,303.91	
1	1.4	Professional Development to support in effective teaching	Yes	\$232,496.98	
1	1.5	Management of Fiscal, operational and technological resources to support students, staff, and community.	No	\$2,483,143.29	
2	2.1	School-Based Enrichment Activities	No	\$1,927,473.83	
2	2.2	Meaningful and Transparent Communication	No	\$264,819.82	

Last Year's Goal #	Last Year's Action #	Prior Action/Service Title	Contributed to Increased or Improved Services?	Last Year's Planned Expenditures (Total Funds)	Estimated Actual Expenditures (Input Total Funds)
2	2.3	Safe Learning Environment	No	\$4,370.26	
2	2.4	English Language Family Support	Yes	\$10,127.69	
2	2.5	Engaging the Community	No	\$96,623.88	
2	2.6	Providing Access to Resources	No	\$300,216.91	
3	3.1	MTSS System Monitoring	Yes	\$607,443.65	
3	3.2	EL Proficiency Monitoring (EL)	Yes	\$57,338.10	
3	3.3	Access to technology to effectively implement and support academic learning for students and staff	Yes	\$765,061.33	
3	3.4	Offer Year Round Track for credit recovery, advancement, and enrichment	Yes	\$842,222.03	
4	4.1	Career Technical Education Program Pathways	No	\$670,840.62	
4	4.2	Assessment & Articulation for post-secondary preparation	No	\$17,314.53	
4	4.3	College and Career Counseling	No	\$246,368.72	
4	4.4	Advanced Academic Resources (SOAR)		\$107,320.96	
4	4.5	Arts and Music Program	No	\$143,063.85	

Last Year's Goal #	Last Year's Action #	Prior Action/Service Title	Contributed to Increased or Improved Services?	Last Year's Planned Expenditures (Total Funds)	Estimated Actual Expenditures (Input Total Funds)

2024-25 Contributing Actions Annual Update Table

6. Estimated LCFF Supplemental and/or Concentration Grants (Input Dollar Amount)	4. Total Planned Contributing Expenditures (LCFF Funds)	7. Total Estimated Expenditures for Contributing Actions (LCFF Funds)	Difference Between Planned and Estimated Expenditures for Contributing Actions (Subtract 7 from 4)	5. Total Planned Percentage of Improved Services (%)	8. Total Estimated Percentage of Improved Services (%)	Difference Between Planned and Estimated Percentage of Improved Services (Subtract 5 from 8)
1,155,103	\$2,115,709.97	\$2,257,365.00	(\$141,655.03)	23.520%	0.000%	-23.520%

Last Year's Goal #	Last Year's Action #	Prior Action/Service Title	Contributing to Increased or Improved Services?	Last Year's Planned Expenditures for Contributing Actions (LCFF Funds)	Estimated Actual Expenditures for Contributing Actions (Input LCFF Funds)	Planned Percentage of Improved Services	Estimated Actual Percentage of Improved Services (Input Percentage)
1	1.2	Special Education Academic Achievement.	Yes	\$122,894.19	73,294		
1	1.4	Professional Development to support in effective teaching	Yes	\$163,146.98	261,399	2.16%	
2	2.4	English Language Family Support	Yes	\$10,127.69	10,058	0.16%	
3	3.1	MTSS System Monitoring	Yes	\$451,142.65	436,061	4.26%	
3	3.2	EL Proficiency Monitoring (EL)	Yes	\$57,338.10	55,210	0.65%	
3	3.3	Access to technology to effectively implement and support academic learning for students and staff	Yes	\$765,061.33	727,233	7.15%	
3	3.4	Offer Year Round Track for credit recovery, advancement, and enrichment	Yes	\$545,999.03	694,110	9.14%	

2024-25 LCFF Carryover Table

9. Estimated Actual LCFF Base Grant (Input Dollar Amount)	6. Estimated Actual LCFF Supplemental and/or Concentration Grants	LCFF Carryover — Percentage (Percentage from Prior Year)	10. Total Percentage to Increase or Improve Services for the Current School Year (6 divided by 9 + Carryover %)	7. Total Estimated Actual Expenditures for Contributing Actions (LCFF Funds)	8. Total Estimated Actual Percentage of Improved Services (%)	11. Estimated Actual Percentage of Increased or Improved Services (7 divided by 9, plus 8)	12. LCFF Carryover — Dollar Amount (Subtract 11 from 10 and multiply by 9)	13. LCFF Carryover — Percentage (12 divided by 9)
	1,155,103		0.000%	\$2,257,365.00	0.000%	0.000%	\$0.00	0.000%

Local Control and Accountability Plan Instructions

[Plan Summary](#)

[Engaging Educational Partners](#)

[Goals and Actions](#)

[Increased or Improved Services for Foster Youth, English Learners, and Low-Income Students](#)

For additional questions or technical assistance related to the completion of the Local Control and Accountability Plan (LCAP) template, please contact the local county office of education (COE), or the California Department of Education's (CDE's) Local Agency Systems Support Office, by phone at 916-319-0809 or by email at LCFF@cde.ca.gov.

Introduction and Instructions

The Local Control Funding Formula (LCFF) requires local educational agencies (LEAs) to engage their local educational partners in an annual planning process to evaluate their progress within eight state priority areas encompassing all statutory metrics (COEs have 10 state priorities). LEAs document the results of this planning process in the LCAP using the template adopted by the State Board of Education.

The LCAP development process serves three distinct, but related functions:

- **Comprehensive Strategic Planning:** The process of developing and annually updating the LCAP supports comprehensive strategic planning, particularly to address and reduce disparities in opportunities and outcomes between student groups indicated by the California School Dashboard (California Education Code [EC] Section 52064[e][1]). Strategic planning that is comprehensive connects budgetary decisions to teaching and learning performance data. LEAs should continually evaluate the hard choices they make about the use of limited resources to meet student and community needs to ensure opportunities and outcomes are improved for all students.
- **Meaningful Engagement of Educational Partners:** The LCAP development process should result in an LCAP that reflects decisions made through meaningful engagement (EC Section 52064[e][1]). Local educational partners possess valuable perspectives and insights about an LEA's programs and services. Effective strategic planning will incorporate these perspectives and insights in order to identify potential goals and actions to be included in the LCAP.
- **Accountability and Compliance:** The LCAP serves an important accountability function because the nature of some LCAP template sections require LEAs to show that they have complied with various requirements specified in the LCFF statutes and regulations, most notably:
 - Demonstrating that LEAs are increasing or improving services for foster youth, English learners, including long-term English learners, and low-income students in proportion to the amount of additional funding those students generate under LCFF (EC Section 52064[b][4-6]).
 - Establishing goals, supported by actions and related expenditures, that address the statutory priority areas and statutory metrics (EC sections 52064[b][1] and [2]).
 - **NOTE:** As specified in EC Section 62064(b)(1), the LCAP must provide a description of the annual goals, for all pupils and each subgroup of pupils identified pursuant to EC Section 52052, to be achieved for each of the state priorities. Beginning in 2023–24, EC

Section 52052 identifies long-term English learners as a separate and distinct pupil subgroup with a numerical significance at 15 students.

- Annually reviewing and updating the LCAP to reflect progress toward the goals (EC Section 52064[b][7]).
- Ensuring that all increases attributable to supplemental and concentration grant calculations, including concentration grant add-on funding and/or LCFF carryover, are reflected in the LCAP (EC sections 52064[b][6], [8], and [11]).

The LCAP template, like each LEA's final adopted LCAP, is a document, not a process. LEAs must use the template to memorialize the outcome of their LCAP development process, which must: (a) reflect comprehensive strategic planning, particularly to address and reduce disparities in opportunities and outcomes between student groups indicated by the California School Dashboard (Dashboard), (b) through meaningful engagement with educational partners that (c) meets legal requirements, as reflected in the final adopted LCAP. The sections included within the LCAP template do not and cannot reflect the full development process, just as the LCAP template itself is not intended as a tool for engaging educational partners.

If a county superintendent of schools has jurisdiction over a single school district, the county board of education and the governing board of the school district may adopt and file for review and approval a single LCAP consistent with the requirements in EC sections 52060, 52062, 52066, 52068, and 52070. The LCAP must clearly articulate to which entity's budget (school district or county superintendent of schools) all budgeted and actual expenditures are aligned.

The revised LCAP template for the 2024–25, 2025–26, and 2026–27 school years reflects statutory changes made through Senate Bill 114 (Committee on Budget and Fiscal Review), Chapter 48, Statutes of 2023 and Senate Bill 153, Chapter 38, Statutes of 2024.

At its most basic, the adopted LCAP should attempt to distill not just what the LEA is doing for students in transitional kindergarten through grade twelve (TK–12), but also allow educational partners to understand why, and whether those strategies are leading to improved opportunities and outcomes for students. LEAs are strongly encouraged to use language and a level of detail in their adopted LCAPs intended to be meaningful and accessible for the LEA's diverse educational partners and the broader public.

In developing and finalizing the LCAP for adoption, LEAs are encouraged to keep the following overarching frame at the forefront of the strategic planning and educational partner engagement functions:

Given present performance across the state priorities and on indicators in the Dashboard, how is the LEA using its budgetary resources to respond to TK–12 student and community needs, and address any performance gaps, including by meeting its obligation to increase or improve services for foster youth, English learners, and low-income students?

LEAs are encouraged to focus on a set of metrics and actions which, based on research, experience, and input gathered from educational partners, the LEA believes will have the biggest impact on behalf of its TK–12 students.

These instructions address the requirements for each section of the LCAP but may include information about effective practices when developing the LCAP and completing the LCAP document. Additionally, the beginning of each template section includes information emphasizing the purpose that section serves.

Plan Summary

Purpose

A well-developed Plan Summary section provides a meaningful context for the LCAP. This section provides information about an LEA's community as well as relevant information about student needs and performance. In order to present a meaningful context for the rest of the LCAP, the content of this section should be clearly and meaningfully related to the content included throughout each subsequent section of the LCAP.

Requirements and Instructions

General Information

A description of the LEA, its schools, and its students in grades transitional kindergarten–12, as applicable to the LEA. LEAs may also provide information about their strategic plan, vision, etc.

Briefly describe the LEA, its schools, and its students in grades TK–12, as applicable to the LEA.

- For example, information about an LEA in terms of geography, enrollment, employment, the number and size of specific schools, recent community challenges, and other such information the LEA may wish to include can enable a reader to more fully understand the LEA's LCAP.
- LEAs may also provide information about their strategic plan, vision, etc.
- As part of this response, identify all schools within the LEA receiving Equity Multiplier funding.

Reflections: Annual Performance

A reflection on annual performance based on a review of the California School Dashboard (Dashboard) and local data.

Reflect on the LEA's annual performance on the Dashboard and local data. This may include both successes and challenges identified by the LEA during the development process.

LEAs are encouraged to highlight how they are addressing the identified needs of student groups, and/or schools within the LCAP as part of this response.

As part of this response, the LEA must identify the following, which will remain unchanged during the three-year LCAP cycle:

- Any school within the LEA that received the lowest performance level on one or more state indicators on the 2023 Dashboard;
- Any student group within the LEA that received the lowest performance level on one or more state indicators on the 2023 Dashboard; and/or
- Any student group within a school within the LEA that received the lowest performance level on one or more state indicators on the 2023 Dashboard.

EC Section 52064.4 requires that an LEA that has unexpended Learning Recovery Emergency Block Grant (LREBG) funds must include one or more actions funded with LREBG funds within the 2025-26, 2026-27 and 2027-28 LCAPs, as applicable to the LEA. To implement the requirements of EC Section 52064.4, all LEAs must do the following:

- For the 2025–26, 2026–27, and 2027–28 LCAP years, identify whether or not the LEA has unexpended LREBG funds for the applicable LCAP year.
 - If the LEA has unexpended LREBG funds the LEA must provide the following:
 - The goal and action number for each action that will be funded, either in whole or in part, with LREBG funds; and
 - An explanation of the rationale for selecting each action funded with LREBG funds. This explanation must include:
 - An explanation of how the action is aligned with the allowable uses of funds identified in [EC Section 32526\(c\)\(2\)](#); and
 - An explanation of how the action is expected to address the area(s) of need of students and schools identified in the needs assessment required by [EC Section 32526\(d\)](#).
 - For information related to the allowable uses of funds and the required needs assessment, please see the Program Information tab on the [LREBG Program Information](#) web page.
 - Actions may be grouped together for purposes of these explanations.
 - The LEA may provide these explanations as part of the action description rather than as part of the Reflections: Annual Performance.
 - If the LEA does not have unexpended LREBG funds, the LEA is not required to conduct the needs assessment required by EC Section 32526(d), to provide the information identified above or to include actions funded with LREBG funds within the 2025-26, 2026-27 and 2027-28 LCAPs.

Reflections: Technical Assistance

As applicable, a summary of the work underway as part of technical assistance.

Annually identify the reason(s) the LEA is eligible for or has requested technical assistance consistent with EC sections 47607.3, 52071, 52071.5, 52072, or 52072.5, and provide a summary of the work underway as part of receiving technical assistance. The most common form of this technical assistance is frequently referred to as Differentiated Assistance, however this also includes LEAs that have requested technical assistance from their COE.

- If the LEA is not eligible for or receiving technical assistance, the LEA may respond to this prompt as “Not Applicable.”

Comprehensive Support and Improvement

An LEA with a school or schools identified for comprehensive support and improvement (CSI) under the Every Student Succeeds Act must respond to the following prompts:

Schools Identified

A list of the schools in the LEA that are eligible for comprehensive support and improvement.

- Identify the schools within the LEA that have been identified for CSI.

Support for Identified Schools

A description of how the LEA has or will support its eligible schools in developing comprehensive support and improvement plans.

- Describe how the LEA has or will support the identified schools in developing CSI plans that included a school-level needs assessment, evidence-based interventions, and the identification of any resource inequities to be addressed through the implementation of the CSI plan.

Monitoring and Evaluating Effectiveness

A description of how the LEA will monitor and evaluate the plan to support student and school improvement.

- Describe how the LEA will monitor and evaluate the implementation and effectiveness of the CSI plan to support student and school improvement.

Engaging Educational Partners

Purpose

Significant and purposeful engagement of parents, students, educators, and other educational partners, including those representing the student groups identified by LCFF, is critical to the development of the LCAP and the budget process. Consistent with statute, such engagement should support comprehensive strategic planning, particularly to address and reduce disparities in opportunities and outcomes between student groups indicated by the Dashboard, accountability, and improvement across the state priorities and locally identified priorities (EC Section 52064[e][1]). Engagement of educational partners is an ongoing, annual process.

This section is designed to reflect how the engagement of educational partners influenced the decisions reflected in the adopted LCAP. The goal is to allow educational partners that participated in the LCAP development process and the broader public to understand how the LEA engaged educational partners and the impact of that engagement. LEAs are encouraged to keep this goal in the forefront when completing this section.

Requirements

Requirements

School districts and COEs: [EC Section 52060\(g\)](#) and [EC Section 52066\(g\)](#) specify the educational partners that must be consulted when developing the LCAP:

- Teachers,

- Principals,
- Administrators,
- Other school personnel,
- Local bargaining units of the LEA,
- Parents, and
- Students

A school district or COE receiving Equity Multiplier funds must also consult with educational partners at schools generating Equity Multiplier funds in the development of the LCAP, specifically, in the development of the required focus goal for each applicable school.

Before adopting the LCAP, school districts and COEs must share it with the applicable committees, as identified below under Requirements and Instructions. The superintendent is required by statute to respond in writing to the comments received from these committees. School districts and COEs must also consult with the special education local plan area administrator(s) when developing the LCAP.

Charter schools: [EC Section 47606.5\(d\)](#) requires that the following educational partners be consulted with when developing the LCAP:

- Teachers,
- Principals,
- Administrators,
- Other school personnel,
- Parents, and
- Students

A charter school receiving Equity Multiplier funds must also consult with educational partners at the school generating Equity Multiplier funds in the development of the LCAP, specifically, in the development of the required focus goal for the school.

The LCAP should also be shared with, and LEAs should request input from, schoolsite-level advisory groups, as applicable (e.g., schoolsite councils, English Learner Advisory Councils, student advisory groups, etc.), to facilitate alignment between schoolsite and district-level goals. Information and resources that support effective engagement, define student consultation, and provide the requirements for advisory group composition, can be found under Resources on the [CDE's LCAP webpage](#).

Before the governing board/body of an LEA considers the adoption of the LCAP, the LEA must meet the following legal requirements:

- For school districts, see [Education Code Section 52062](#);
 - **Note:** Charter schools using the LCAP as the School Plan for Student Achievement must meet the requirements of *EC* Section 52062(a).
- For COEs, see [Education Code Section 52068](#); and
- For charter schools, see [Education Code Section 47606.5](#).

- **NOTE:** As a reminder, the superintendent of a school district or COE must respond, in writing, to comments received by the applicable committees identified in the *Education Code* sections listed above. This includes the parent advisory committee and may include the English learner parent advisory committee and, as of July 1, 2024, the student advisory committee, as applicable.

Instructions

Respond to the prompts as follows:

A summary of the process used to engage educational partners in the development of the LCAP.

School districts and county offices of education must, at a minimum, consult with teachers, principals, administrators, other school personnel, local bargaining units, parents, and students in the development of the LCAP.

Charter schools must, at a minimum, consult with teachers, principals, administrators, other school personnel, parents, and students in the development of the LCAP.

An LEA receiving Equity Multiplier funds must also consult with educational partners at schools generating Equity Multiplier funds in the development of the LCAP, specifically, in the development of the required focus goal for each applicable school.

Complete the table as follows:

Educational Partners

Identify the applicable educational partner(s) or group(s) that were engaged in the development of the LCAP.

Process for Engagement

Describe the engagement process used by the LEA to involve the identified educational partner(s) in the development of the LCAP. At a minimum, the LEA must describe how it met its obligation to consult with all statutorily required educational partners, as applicable to the type of LEA.

- A sufficient response to this prompt must include general information about the timeline of the process and meetings or other engagement strategies with educational partners. A response may also include information about an LEA's philosophical approach to engaging its educational partners.
- An LEA receiving Equity Multiplier funds must also include a summary of how it consulted with educational partners at schools generating Equity Multiplier funds in the development of the LCAP, specifically, in the development of the required focus goal for each applicable school.

A description of how the adopted LCAP was influenced by the feedback provided by educational partners.

Describe any goals, metrics, actions, or budgeted expenditures in the LCAP that were influenced by or developed in response to the educational partner feedback.

- A sufficient response to this prompt will provide educational partners and the public with clear, specific information about how the engagement process influenced the development of the LCAP. This may include a description of how the LEA prioritized requests of educational partners within the context of the budgetary resources available or otherwise prioritized areas of focus within the LCAP.
- An LEA receiving Equity Multiplier funds must include a description of how the consultation with educational partners at schools generating Equity Multiplier funds influenced the development of the adopted LCAP.
- For the purposes of this prompt, this may also include, but is not necessarily limited to:
 - Inclusion of a goal or decision to pursue a Focus Goal (as described below)
 - Inclusion of metrics other than the statutorily required metrics
 - Determination of the target outcome on one or more metrics
 - Inclusion of performance by one or more student groups in the Measuring and Reporting Results subsection
 - Inclusion of action(s) or a group of actions
 - Elimination of action(s) or group of actions
 - Changes to the level of proposed expenditures for one or more actions
 - Inclusion of action(s) as contributing to increased or improved services for unduplicated students
 - Analysis of effectiveness of the specific actions to achieve the goal
 - Analysis of material differences in expenditures
 - Analysis of changes made to a goal for the ensuing LCAP year based on the annual update process
 - Analysis of challenges or successes in the implementation of actions

Goals and Actions

Purpose

Well-developed goals will clearly communicate to educational partners what the LEA plans to accomplish, what the LEA plans to do in order to accomplish the goal, and how the LEA will know when it has accomplished the goal. A goal statement, associated metrics and expected outcomes, and the actions included in the goal must be in alignment. The explanation for why the LEA included a goal is an opportunity for LEAs to clearly communicate to educational partners and the public why, among the various strengths and areas for improvement highlighted by performance data and strategies and actions that could be pursued, the LEA decided to pursue this goal, and the related metrics, expected outcomes, actions, and expenditures.

A well-developed goal can be focused on the performance relative to a metric or metrics for all students, a specific student group(s), narrowing performance gaps, or implementing programs or strategies expected to impact outcomes. LEAs should assess the performance of their student groups when developing goals and the related actions to achieve such goals.

Requirements and Instructions

LEAs should prioritize the goals, specific actions, and related expenditures included within the LCAP within one or more state priorities. LEAs must consider performance on the state and local indicators, including their locally collected and reported data for the local indicators that are included in the Dashboard, in determining whether and how to prioritize its goals within the LCAP. As previously stated, strategic planning that

is comprehensive connects budgetary decisions to teaching and learning performance data. LEAs should continually evaluate the hard choices they make about the use of limited resources to meet student and community needs to ensure opportunities and outcomes are improved for all students, and to address and reduce disparities in opportunities and outcomes between student groups indicated by the Dashboard.

In order to support prioritization of goals, the LCAP template provides LEAs with the option of developing three different kinds of goals:

- **Focus Goal:** A Focus Goal is relatively more concentrated in scope and may focus on a fewer number of metrics to measure improvement. A Focus Goal statement will be time bound and make clear how the goal is to be measured.
 - All Equity Multiplier goals must be developed as focus goals. For additional information, see Required Focus Goal(s) for LEAs Receiving Equity Multiplier Funding below.
- **Broad Goal:** A Broad Goal is relatively less concentrated in its scope and may focus on improving performance across a wide range of metrics.
- **Maintenance of Progress Goal:** A Maintenance of Progress Goal includes actions that may be ongoing without significant changes and allows an LEA to track performance on any metrics not addressed in the other goals of the LCAP.

Requirement to Address the LCFF State Priorities

At a minimum, the LCAP must address all LCFF priorities and associated metrics articulated in *EC* sections 52060(d) and 52066(d), as applicable to the LEA. The [LCFF State Priorities Summary](#) provides a summary of *EC* sections 52060(d) and 52066(d) to aid in the development of the LCAP.

Respond to the following prompts, as applicable:

Focus Goal(s)

Description

The description provided for a Focus Goal must be specific, measurable, and time bound.

- An LEA develops a Focus Goal to address areas of need that may require or benefit from a more specific and data intensive approach.
- The Focus Goal can explicitly reference the metric(s) by which achievement of the goal will be measured and the time frame according to which the LEA expects to achieve the goal.

Type of Goal

Identify the type of goal being implemented as a Focus Goal.

State Priorities addressed by this goal.

Identify each of the state priorities that this goal is intended to address.

An explanation of why the LEA has developed this goal.

Explain why the LEA has chosen to prioritize this goal.

- An explanation must be based on Dashboard data or other locally collected data.
- LEAs must describe how the LEA identified this goal for focused attention, including relevant consultation with educational partners.
- LEAs are encouraged to promote transparency and understanding around the decision to pursue a focus goal.

Required Focus Goal(s) for LEAs Receiving Equity Multiplier Funding

Description

LEAs receiving Equity Multiplier funding must include one or more focus goals for each school generating Equity Multiplier funding. In addition to addressing the focus goal requirements described above, LEAs must adhere to the following requirements.

Focus goals for Equity Multiplier schoolsites must address the following:

- (A) All student groups that have the lowest performance level on one or more state indicators on the Dashboard, and
- (B) Any underlying issues in the credentialing, subject matter preparation, and retention of the school’s educators, if applicable.
- Focus Goals for each and every Equity Multiplier schoolsite must identify specific metrics for each identified student group, as applicable.
- An LEA may create a single goal for multiple Equity Multiplier schoolsites if those schoolsites have the same student group(s) performing at the lowest performance level on one or more state indicators on the Dashboard or, experience similar issues in the credentialing, subject matter preparation, and retention of the school’s educators.
 - When creating a single goal for multiple Equity Multiplier schoolsites, the goal must identify the student groups and the performance levels on the Dashboard that the Focus Goal is addressing; or,
 - The common issues the schoolsites are experiencing in credentialing, subject matter preparation, and retention of the school’s educators, if applicable.

Type of Goal

Identify the type of goal being implemented as an Equity Multiplier Focus Goal.

State Priorities addressed by this goal.

Identify each of the state priorities that this goal is intended to address.

An explanation of why the LEA has developed this goal.

Explain why the LEA has chosen to prioritize this goal.

- An explanation must be based on Dashboard data or other locally collected data.
- LEAs must describe how the LEA identified this goal for focused attention, including relevant consultation with educational partners.
- LEAs are encouraged to promote transparency and understanding around the decision to pursue a focus goal.
- In addition to this information, the LEA must also identify:
 - The school or schools to which the goal applies

LEAs are encouraged to approach an Equity Multiplier goal from a wholistic standpoint, considering how the goal might maximize student outcomes through the use of LCFF and other funding in addition to Equity Multiplier funds.

- Equity Multiplier funds must be used to supplement, not supplant, funding provided to Equity Multiplier schoolsites for purposes of the LCFF, the Expanded Learning Opportunities Program (ELO-P), the Literacy Coaches and Reading Specialists (LCRS) Grant Program, and/or the California Community Schools Partnership Program (CCSPP).
- This means that Equity Multiplier funds must not be used to replace funding that an Equity Multiplier schoolsite would otherwise receive to implement LEA-wide actions identified in the LCAP or that an Equity Multiplier schoolsite would otherwise receive to implement provisions of the ELO-P, the LCRS, and/or the CCSPP.

Note: [EC Section 42238.024\(b\)\(1\)](#) requires that Equity Multiplier funds be used for the provision of evidence-based services and supports for students. Evidence-based services and supports are based on objective evidence that has informed the design of the service or support and/or guides the modification of those services and supports. Evidence-based supports and strategies are most commonly based on educational research and/or metrics of LEA, school, and/or student performance.

Broad Goal

Description

Describe what the LEA plans to achieve through the actions included in the goal.

- The description of a broad goal will be clearly aligned with the expected measurable outcomes included for the goal.

- The goal description organizes the actions and expected outcomes in a cohesive and consistent manner.
- A goal description is specific enough to be measurable in either quantitative or qualitative terms. A broad goal is not as specific as a focus goal. While it is specific enough to be measurable, there are many different metrics for measuring progress toward the goal.

Type of Goal

Identify the type of goal being implemented as a Broad Goal.

State Priorities addressed by this goal.

Identify each of the state priorities that this goal is intended to address.

An explanation of why the LEA has developed this goal.

Explain why the LEA developed this goal and how the actions and metrics grouped together will help achieve the goal.

Maintenance of Progress Goal

Description

Describe how the LEA intends to maintain the progress made in the LCFF State Priorities not addressed by the other goals in the LCAP.

- Use this type of goal to address the state priorities and applicable metrics not addressed within the other goals in the LCAP.
- The state priorities and metrics to be addressed in this section are those for which the LEA, in consultation with educational partners, has determined to maintain actions and monitor progress while focusing implementation efforts on the actions covered by other goals in the LCAP.

Type of Goal

Identify the type of goal being implemented as a Maintenance of Progress Goal.

State Priorities addressed by this goal.

Identify each of the state priorities that this goal is intended to address.

An explanation of why the LEA has developed this goal.

Explain how the actions will sustain the progress exemplified by the related metrics.

Measuring and Reporting Results:

For each LCAP year, identify the metric(s) that the LEA will use to track progress toward the expected outcomes.

- LEAs must identify metrics for specific student groups, as appropriate, including expected outcomes that address and reduce disparities in outcomes between student groups.
- The metrics may be quantitative or qualitative; but at minimum, an LEA’s LCAP must include goals that are measured using all of the applicable metrics for the related state priorities, in each LCAP year, as applicable to the type of LEA.
- To the extent a state priority does not specify one or more metrics (e.g., implementation of state academic content and performance standards), the LEA must identify a metric to use within the LCAP. For these state priorities, LEAs are encouraged to use metrics based on or reported through the relevant local indicator self-reflection tools within the Dashboard.
- **Required metrics for LEA-wide actions:** For each action identified as 1) contributing towards the requirement to increase or improve services for foster youth, English learners, including long-term English learners, and low-income students and 2) being provided on an LEA-wide basis, the LEA must identify one or more metrics to monitor the effectiveness of the action and its budgeted expenditures.
 - These required metrics may be identified within the action description or the first prompt in the increased or improved services section, however the description must clearly identify the metric(s) being used to monitor the effectiveness of the action and the action(s) that the metric(s) apply to.
- **Required metrics for Equity Multiplier goals:** For each Equity Multiplier goal, the LEA must identify:
 - The specific metrics for each identified student group at each specific schoolsite, as applicable, to measure the progress toward the goal, and/or
 - The specific metrics used to measure progress in meeting the goal related to credentialing, subject matter preparation, or educator retention at each specific schoolsite.
- **Required metrics for actions supported by LREBG funds:** To implement the requirements of *EC* Section 52064.4, LEAs with unexpended LREBG funds must include at least one metric to monitor the impact of each action funded with LREBG funds included in the goal.
 - The metrics being used to monitor the impact of each action funded with LREBG funds are not required to be new metrics; they may be metrics that are already being used to measure progress towards goals and actions included in the LCAP.

Complete the table as follows:

Metric #
<ul style="list-style-type: none">• Enter the metric number.
Metric

- Identify the standard of measure being used to determine progress towards the goal and/or to measure the effectiveness of one or more actions associated with the goal.

Baseline

- Enter the baseline when completing the LCAP for 2024–25.
 - Use the most recent data associated with the metric available at the time of adoption of the LCAP for the first year of the three-year plan. LEAs may use data as reported on the 2023 Dashboard for the baseline of a metric only if that data represents the most recent available data (e.g., high school graduation rate).
 - Using the most recent data available may involve reviewing data the LEA is preparing for submission to the California Longitudinal Pupil Achievement Data System (CALPADS) or data that the LEA has recently submitted to CALPADS.
 - Indicate the school year to which the baseline data applies.
 - The baseline data must remain unchanged throughout the three-year LCAP.
 - This requirement is not intended to prevent LEAs from revising the baseline data if it is necessary to do so. For example, if an LEA identifies that its data collection practices for a particular metric are leading to inaccurate data and revises its practice to obtain accurate data, it would also be appropriate for the LEA to revise the baseline data to align with the more accurate data process and report its results using the accurate data.
 - If an LEA chooses to revise its baseline data, then, at a minimum, it must clearly identify the change as part of its response to the description of changes prompt in the Goal Analysis for the goal. LEAs are also strongly encouraged to involve their educational partners in the decision of whether or not to revise a baseline and to communicate the proposed change to their educational partners.
 - Note for Charter Schools: Charter schools developing a one- or two-year LCAP may identify a new baseline each year, as applicable.

Year 1 Outcome

- When completing the LCAP for 2025–26, enter the most recent data available. Indicate the school year to which the data applies.
 - Note for Charter Schools: Charter schools developing a one-year LCAP may provide the Year 1 Outcome when completing the LCAP for both 2025–26 and 2026–27 or may provide the Year 1 Outcome for 2025–26 and provide the Year 2 Outcome for 2026–27.

Year 2 Outcome

- When completing the LCAP for 2026–27, enter the most recent data available. Indicate the school year to which the data applies.

- Note for Charter Schools: Charter schools developing a one-year LCAP may identify the Year 2 Outcome as not applicable when completing the LCAP for 2026–27 or may provide the Year 2 Outcome for 2026–27.

Target for Year 3 Outcome

- When completing the first year of the LCAP, enter the target outcome for the relevant metric the LEA expects to achieve by the end of the three-year LCAP cycle.
 - Note for Charter Schools: Charter schools developing a one- or two-year LCAP may identify a Target for Year 1 or Target for Year 2, as applicable.

Current Difference from Baseline

- When completing the LCAP for 2025–26 and 2026–27, enter the current difference between the baseline and the yearly outcome, as applicable.
 - Note for Charter Schools: Charter schools developing a one- or two-year LCAP will identify the current difference between the baseline and the yearly outcome for Year 1 and/or the current difference between the baseline and the yearly outcome for Year 2, as applicable.

Timeline for school districts and COEs for completing the “**Measuring and Reporting Results**” part of the Goal.

Metric	Baseline	Year 1 Outcome	Year 2 Outcome	Target for Year 3 Outcome	Current Difference from Baseline
Enter information in this box when completing the LCAP for 2024–25 or when adding a new metric.	Enter information in this box when completing the LCAP for 2024–25 or when adding a new metric.	Enter information in this box when completing the LCAP for 2025–26 . Leave blank until then.	Enter information in this box when completing the LCAP for 2026–27 . Leave blank until then.	Enter information in this box when completing the LCAP for 2024–25 or when adding a new metric.	Enter information in this box when completing the LCAP for 2025–26 and 2026–27 . Leave blank until then.

Goal Analysis:

Enter the LCAP Year.

Using actual annual measurable outcome data, including data from the Dashboard, analyze whether the planned actions were effective towards achieving the goal. “Effective” means the degree to which the planned actions were successful in producing the target result. Respond to the prompts as instructed.

Note: When completing the 2024–25 LCAP, use the 2023–24 Local Control and Accountability Plan Annual Update template to complete the Goal Analysis and identify the Goal Analysis prompts in the 2024–25 LCAP as “Not Applicable.”

A description of overall implementation, including any substantive differences in planned actions and actual implementation of these actions, and any relevant challenges and successes experienced with implementation.

- Describe the overall implementation of the actions to achieve the articulated goal, including relevant challenges and successes experienced with implementation.
 - Include a discussion of relevant challenges and successes experienced with the implementation process.
 - This discussion must include any instance where the LEA did not implement a planned action or implemented a planned action in a manner that differs substantively from how it was described in the adopted LCAP.

An explanation of material differences between Budgeted Expenditures and Estimated Actual Expenditures and/or Planned Percentages of Improved Services and Estimated Actual Percentages of Improved Services.

- Explain material differences between Budgeted Expenditures and Estimated Actual Expenditures and between the Planned Percentages of Improved Services and Estimated Actual Percentages of Improved Services, as applicable. Minor variances in expenditures or percentages do not need to be addressed, and a dollar-for-dollar accounting is not required.

A description of the effectiveness or ineffectiveness of the specific actions to date in making progress toward the goal.

- Describe the effectiveness or ineffectiveness of the specific actions to date in making progress toward the goal. “Effectiveness” means the degree to which the actions were successful in producing the target result and “ineffectiveness” means that the actions did not produce any significant or targeted result.
 - In some cases, not all actions in a goal will be intended to improve performance on all of the metrics associated with the goal.
 - When responding to this prompt, LEAs may assess the effectiveness of a single action or group of actions within the goal in the context of performance on a single metric or group of specific metrics within the goal that are applicable to the action(s). Grouping actions with metrics will allow for more robust analysis of whether the strategy the LEA is using to impact a specified set of metrics is working and increase transparency for educational partners. LEAs are encouraged to use such an approach when goals include multiple actions and metrics that are not closely associated.
 - Beginning with the development of the 2024–25 LCAP, the LEA must change actions that have not proven effective over a three-year period.

A description of any changes made to the planned goal, metrics, target outcomes, or actions for the coming year that resulted from reflections on prior practice.

- Describe any changes made to this goal, expected outcomes, metrics, or actions to achieve this goal as a result of this analysis and analysis of the data provided in the Dashboard or other local data, as applicable.
 - As noted above, beginning with the development of the 2024–25 LCAP, the LEA must change actions that have not proven effective over a three-year period. For actions that have been identified as ineffective, the LEA must identify the ineffective action and must include a description of the following:

- The reasons for the ineffectiveness, and
- How changes to the action will result in a new or strengthened approach.

Actions:

Complete the table as follows. Add additional rows as necessary.

Action

- Enter the action number.

Title

- Provide a short title for the action. This title will also appear in the action tables.

Description

- Provide a brief description of the action.
 - For actions that contribute to meeting the increased or improved services requirement, the LEA may include an explanation of how each action is principally directed towards and effective in meeting the LEA's goals for unduplicated students, as described in the instructions for the Increased or Improved Services for Foster Youth, English Learners, and Low-Income Students section.
 - As previously noted, for each action identified as 1) contributing towards the requirement to increase or improve services for foster youth, English learners, including long-term English learners, and low-income students and 2) being provided on an LEA-wide basis, the LEA must identify one or more metrics to monitor the effectiveness of the action and its budgeted expenditures.
 - These required metrics may be identified within the action description or the first prompt in the increased or improved services section; however, the description must clearly identify the metric(s) being used to monitor the effectiveness of the action and the action(s) that the metric(s) apply to.

Total Funds

- Enter the total amount of expenditures associated with this action. Budgeted expenditures from specific fund sources will be provided in the action tables.

Contributing

- Indicate whether the action contributes to meeting the increased or improved services requirement as described in the Increased or Improved Services section using a “Y” for Yes or an “N” for No.
 - **Note:** for each such contributing action, the LEA will need to provide additional information in the Increased or Improved Services section to address the requirements in *California Code of Regulations*, Title 5 [5 CCR] Section 15496 in the Increased or Improved Services section of the LCAP.

Actions for Foster Youth: School districts, COEs, and charter schools that have a numerically significant foster youth student subgroup are encouraged to include specific actions in the LCAP designed to meet needs specific to foster youth students.

Required Actions

For English Learners and Long-Term English Learners

- LEAs with 30 or more English learners and/or 15 or more long-term English learners must include specific actions in the LCAP related to, at a minimum:
 - Language acquisition programs, as defined in *EC* Section 306, provided to students, and
 - Professional development for teachers.
 - If an LEA has both 30 or more English learners and 15 or more long-term English learners, the LEA must include actions for both English learners and long-term English learners.

For Technical Assistance

- LEAs eligible for technical assistance pursuant to *EC* sections 47607.3, 52071, 52071.5, 52072, or 52072.5, must include specific actions within the LCAP related to its implementation of the work underway as part of technical assistance. The most common form of this technical assistance is frequently referred to as Differentiated Assistance.

For Lowest Performing Dashboard Indicators

- LEAs that have Red Dashboard indicators for (1) a school within the LEA, (2) a student group within the LEA, and/or (3) a student group within any school within the LEA must include one or more specific actions within the LCAP:
 - The specific action(s) must be directed towards the identified student group(s) and/or school(s) and must address the identified state indicator(s) for which the student group or school received the lowest performance level on the 2023 Dashboard. Each student group and/or school that receives the lowest performance level on the 2023 Dashboard must be addressed by one or more actions.
 - These required actions will be effective for the three-year LCAP cycle.

For LEAs With Unexpended LREBG Funds

- To implement the requirements of *EC* Section 52064.4, LEAs with unexpended LREBG funds must include one or more actions supported with LREBG funds within the 2025–26, 2026–27, and 2027–28 LCAPs, as applicable to the LEA. Actions funded with LREBG funds must remain in the LCAP until the LEA has expended the remainder of its LREBG funds, after which time the actions may be removed from the LCAP.
 - Prior to identifying the actions included in the LCAP the LEA is required to conduct a needs assessment pursuant to [EC Section 32526\(d\)](#). For information related to the required needs assessment please see the Program Information tab on the [LREBG](#)

[Program Information](#) web page. Additional information about the needs assessment and evidence-based resources for the LREBG may be found on the [California Statewide System of Support LREBG Resources](#) web page. The required LREBG needs assessment may be part of the LEAs regular needs assessment for the LCAP if it meets the requirements of *EC* Section 32526(d).

- School districts receiving technical assistance and COEs providing technical assistance are encouraged to use the technical assistance process to support the school district in conducting the required needs assessment, the selection of actions funded by the LREBG and/or the evaluation of implementation of the actions required as part of the LCAP annual update process.
- As a reminder, LREBG funds must be used to implement one or more of the purposes articulated in [EC Section 32526\(c\)\(2\)](#).
- LEAs with unexpended LREBG funds must include one or more actions supported by LREBG funds within the LCAP. For each action supported by LREBG funding the action description must:
 - Identify the action as an LREBG action;
 - Include an explanation of how research supports the selected action;
 - Identify the metric(s) being used to monitor the impact of the action; and
 - Identify the amount of LREBG funds being used to support the action.

Increased or Improved Services for Foster Youth, English Learners, and Low-Income Students

Purpose

A well-written Increased or Improved Services section provides educational partners with a comprehensive description, within a single dedicated section, of how an LEA plans to increase or improve services for its unduplicated students as defined in *EC* Section 42238.02 in grades TK–12 as compared to all students in grades TK–12, as applicable, and how LEA-wide or schoolwide actions identified for this purpose meet regulatory requirements. Descriptions provided should include sufficient detail yet be sufficiently succinct to promote a broader understanding of educational partners to facilitate their ability to provide input. An LEA’s description in this section must align with the actions included in the Goals and Actions section as contributing.

Please Note: For the purpose of meeting the Increased or Improved Services requirement and consistent with *EC* Section 42238.02, long-term English learners are included in the English learner student group.

Statutory Requirements

An LEA is required to demonstrate in its LCAP how it is increasing or improving services for its students who are foster youth, English learners, and/or low-income, collectively referred to as unduplicated students, as compared to the services provided to all students in proportion to the increase in funding it receives based on the number and concentration of unduplicated students in the LEA (*EC* Section 42238.07[a][1], *EC*

Section 52064[b][8][B]; 5 CCR Section 15496[a]). This proportionality percentage is also known as the “minimum proportionality percentage” or “MPP.” The manner in which an LEA demonstrates it is meeting its MPP is two-fold: (1) through the expenditure of LCFF funds or through the identification of a Planned Percentage of Improved Services as documented in the Contributing Actions Table, and (2) through the explanations provided in the Increased or Improved Services for Foster Youth, English Learners, and Low-Income Students section.

To improve services means to grow services in quality and to increase services means to grow services in quantity. Services are increased or improved by those actions in the LCAP that are identified in the Goals and Actions section as contributing to the increased or improved services requirement, whether they are provided across the entire LEA (LEA-wide action), provided to an entire school (Schoolwide action), or solely provided to one or more unduplicated student group(s) (Limited action).

Therefore, for *any* action contributing to meet the increased or improved services requirement, the LEA must include an explanation of:

- How the action is increasing or improving services for the unduplicated student group(s) (Identified Needs and Action Design), and
- How the action meets the LEA's goals for its unduplicated pupils in the state and any local priority areas (Measurement of Effectiveness).

LEA-wide and Schoolwide Actions

In addition to the above required explanations, LEAs must provide a justification for why an LEA-wide or Schoolwide action is being provided to all students and how the action is intended to improve outcomes for unduplicated student group(s) as compared to all students.

- Conclusory statements that a service will help achieve an expected outcome for the goal, without an explicit connection or further explanation as to how, are not sufficient.
- Further, simply stating that an LEA has a high enrollment percentage of a specific student group or groups does not meet the increased or improved services standard because enrolling students is not the same as serving students.

For School Districts Only

Actions provided on an **LEA-wide** basis at **school districts with an unduplicated pupil percentage of less than 55 percent** must also include a description of how the actions are the most effective use of the funds to meet the district's goals for its unduplicated pupils in the state and any local priority areas. The description must provide the basis for this determination, including any alternatives considered, supporting research, experience, or educational theory.

Actions provided on a **Schoolwide** basis for **schools with less than 40 percent enrollment of unduplicated pupils** must also include a description of how these actions are the most effective use of the funds to meet the district's goals for its unduplicated pupils in the state and any local priority areas. The description must provide the basis for this determination, including any alternatives considered, supporting research, experience, or educational theory.

Requirements and Instructions

Complete the tables as follows:

- Specify the amount of LCFF supplemental and concentration grant funds the LEA estimates it will receive in the coming year based on the number and concentration of foster youth, English learner, and low-income students. This amount includes the Additional 15 percent LCFF Concentration Grant.

Projected Additional 15 percent LCFF Concentration Grant

- Specify the amount of additional LCFF concentration grant add-on funding, as described in *EC* Section 42238.02, that the LEA estimates it will receive in the coming year.

Projected Percentage to Increase or Improve Services for the Coming School Year

- Specify the estimated percentage by which services for unduplicated pupils must be increased or improved as compared to the services provided to all students in the LCAP year as calculated pursuant to 5 *CCR* Section 15496(a)(7).

LCFF Carryover — Percentage

- Specify the LCFF Carryover — Percentage identified in the LCFF Carryover Table. If a carryover percentage is not identified in the LCFF Carryover Table, specify a percentage of zero (0.00%).

LCFF Carryover — Dollar

- Specify the LCFF Carryover — Dollar amount identified in the LCFF Carryover Table. If a carryover amount is not identified in the LCFF Carryover Table, specify an amount of zero (\$0).

Total Percentage to Increase or Improve Services for the Coming School Year

- Add the Projected Percentage to Increase or Improve Services for the Coming School Year and the Proportional LCFF Required Carryover Percentage and specify the percentage. This is the LEA's percentage by which services for unduplicated pupils must be increased or improved as compared to the services provided to all students in the LCAP year, as calculated pursuant to 5 *CCR* Section 15496(a)(7).

Required Descriptions:

LEA-wide and Schoolwide Actions

For each action being provided to an entire LEA or school, provide an explanation of (1) the unique identified need(s) of the unduplicated student group(s) for whom the action is principally directed, (2) how the action is designed to address the identified need(s) and why it is being provided on an LEA or schoolwide basis, and (3) the metric(s) used to measure the effectiveness of the action in improving outcomes for the unduplicated student group(s).

If the LEA has provided this required description in the Action Descriptions, state as such within the table.

Complete the table as follows:

Identified Need(s)

Provide an explanation of the unique identified need(s) of the LEA's unduplicated student group(s) for whom the action is principally directed.

An LEA demonstrates how an action is principally directed towards an unduplicated student group(s) when the LEA explains the need(s), condition(s), or circumstance(s) of the unduplicated student group(s) identified through a needs assessment and how the action addresses them. A meaningful needs assessment includes, at a minimum, analysis of applicable student achievement data and educational partner feedback.

How the Action(s) are Designed to Address Need(s) and Why it is Provided on an LEA-wide or Schoolwide Basis

Provide an explanation of how the action as designed will address the unique identified need(s) of the LEA’s unduplicated student group(s) for whom the action is principally directed and the rationale for why the action is being provided on an LEA-wide or schoolwide basis.

- As stated above, conclusory statements that a service will help achieve an expected outcome for the goal, without an explicit connection or further explanation as to how, are not sufficient.
- Further, simply stating that an LEA has a high enrollment percentage of a specific student group or groups does not meet the increased or improved services standard because enrolling students is not the same as serving students.

Metric(s) to Monitor Effectiveness

Identify the metric(s) being used to measure the progress and effectiveness of the action(s).

Note for COEs and Charter Schools: In the case of COEs and charter schools, schoolwide and LEA-wide are considered to be synonymous.

Limited Actions

For each action being solely provided to one or more unduplicated student group(s), provide an explanation of (1) the unique identified need(s) of the unduplicated student group(s) being served, (2) how the action is designed to address the identified need(s), and (3) how the effectiveness of the action in improving outcomes for the unduplicated student group(s) will be measured.

If the LEA has provided the required descriptions in the Action Descriptions, state as such.

Complete the table as follows:

Identified Need(s)

Provide an explanation of the unique need(s) of the unduplicated student group(s) being served identified through the LEA’s needs assessment. A meaningful needs assessment includes, at a minimum, analysis of applicable student achievement data and educational partner feedback.

How the Action(s) are Designed to Address Need(s)

Provide an explanation of how the action is designed to address the unique identified need(s) of the unduplicated student group(s) being served.

Metric(s) to Monitor Effectiveness

Identify the metric(s) being used to measure the progress and effectiveness of the action(s).

For any limited action contributing to meeting the increased or improved services requirement that is associated with a Planned Percentage of Improved Services in the Contributing Summary Table rather than an expenditure of LCFF funds, describe the methodology that was used to determine the contribution of the action towards the proportional percentage, as applicable.

- For each action with an identified Planned Percentage of Improved Services, identify the goal and action number and describe the methodology that was used.
- When identifying a Planned Percentage of Improved Services, the LEA must describe the methodology that it used to determine the contribution of the action towards the proportional percentage. The percentage of improved services for an action corresponds to the amount of LCFF funding that the LEA estimates it would expend to implement the action if it were funded.
- For example, an LEA determines that there is a need to analyze data to ensure that instructional aides and expanded learning providers know what targeted supports to provide to students who are foster youth. The LEA could implement this action by hiring additional staff to collect and analyze data and to coordinate supports for students, which, based on the LEA's current pay scale, the LEA estimates would cost \$165,000. Instead, the LEA chooses to utilize a portion of existing staff time to analyze data relating to students who are foster youth. This analysis will then be shared with site principals who will use the data to coordinate services provided by instructional assistants and expanded learning providers to target support to students. In this example, the LEA would divide the estimated cost of \$165,000 by the amount of LCFF Funding identified in the Total Planned Expenditures Table and then convert the quotient to a percentage. This percentage is the Planned Percentage of Improved Services for the action.

Additional Concentration Grant Funding

A description of the plan for how the additional concentration grant add-on funding identified above will be used to increase the number of staff providing direct services to students at schools that have a high concentration (above 55 percent) of foster youth, English learners, and low-income students, as applicable.

An LEA that receives the additional concentration grant add-on described in *EC* Section 42238.02 is required to demonstrate how it is using these funds to increase the number of staff who provide direct services to students at schools with an enrollment of unduplicated students that is greater than 55 percent as compared to the number of staff who provide direct services to students at schools with an enrollment of unduplicated students that is equal to or less than 55 percent. The staff who provide direct services to students must be certificated staff and/or classified staff employed by the LEA; classified staff includes custodial staff.

Provide the following descriptions, as applicable to the LEA:

- An LEA that does not receive a concentration grant or the concentration grant add-on must indicate that a response to this prompt is not applicable.

- Identify the goal and action numbers of the actions in the LCAP that the LEA is implementing to meet the requirement to increase the number of staff who provide direct services to students at schools with an enrollment of unduplicated students that is greater than 55 percent.
- An LEA that does not have comparison schools from which to describe how it is using the concentration grant add-on funds, such as a single-school LEA or an LEA that only has schools with an enrollment of unduplicated students that is greater than 55 percent, must describe how it is using the funds to increase the number of credentialed staff, classified staff, or both, including custodial staff, who provide direct services to students at selected schools and the criteria used to determine which schools require additional staffing support.
- In the event that an additional concentration grant add-on is not sufficient to increase staff providing direct services to students at a school with an enrollment of unduplicated students that is greater than 55 percent, the LEA must describe how it is using the funds to retain staff providing direct services to students at a school with an enrollment of unduplicated students that is greater than 55 percent.

Complete the table as follows:

- Provide the staff-to-student ratio of classified staff providing direct services to students with a concentration of unduplicated students that is 55 percent or less and the staff-to-student ratio of classified staff providing direct services to students at schools with a concentration of unduplicated students that is greater than 55 percent, as applicable to the LEA.
 - The LEA may group its schools by grade span (Elementary, Middle/Junior High, and High Schools), as applicable to the LEA.
 - The staff-to-student ratio must be based on the number of full-time equivalent (FTE) staff and the number of enrolled students as counted on the first Wednesday in October of each year.
- Provide the staff-to-student ratio of certificated staff providing direct services to students at schools with a concentration of unduplicated students that is 55 percent or less and the staff-to-student ratio of certificated staff providing direct services to students at schools with a concentration of unduplicated students that is greater than 55 percent, as applicable to the LEA.
 - The LEA may group its schools by grade span (Elementary, Middle/Junior High, and High Schools), as applicable to the LEA.
 - The staff-to-student ratio must be based on the number of FTE staff and the number of enrolled students as counted on the first Wednesday in October of each year.

Action Tables

Complete the Total Planned Expenditures Table for each action in the LCAP. The information entered into this table will automatically populate the other Action Tables. Information is only entered into the Total Planned Expenditures Table, the Annual Update Table, the Contributing Actions Annual Update Table, and the LCFF Carryover Table. The word “input” has been added to column headers to aid in identifying the column(s) where information will be entered. Information is not entered on the remaining Action tables.

The following tables are required to be included as part of the LCAP adopted by the local governing board or governing body:

- Table 1: Total Planned Expenditures Table (for the coming LCAP Year)
- Table 2: Contributing Actions Table (for the coming LCAP Year)
- Table 3: Annual Update Table (for the current LCAP Year)
- Table 4: Contributing Actions Annual Update Table (for the current LCAP Year)
- Table 5: LCFF Carryover Table (for the current LCAP Year)

Note: The coming LCAP Year is the year that is being planned for, while the current LCAP year is the current year of implementation. For example, when developing the 2024–25 LCAP, 2024–25 will be the coming LCAP Year and 2023–24 will be the current LCAP Year.

Total Planned Expenditures Table

In the Total Planned Expenditures Table, input the following information for each action in the LCAP for that applicable LCAP year:

- **LCAP Year:** Identify the applicable LCAP Year.
- **1. Projected LCFF Base Grant:** Provide the total amount estimated LCFF entitlement for the coming school year, excluding the supplemental and concentration grants and the add-ons for the Targeted Instructional Improvement Block Grant program, the former Home-to-School Transportation program, and the Small School District Transportation program, pursuant to 5 CCR Section 15496(a)(8). Note that the LCFF Base Grant for purposes of the LCAP also includes the Necessary Small Schools and Economic Recovery Target allowances for school districts, and County Operations Grant for COEs.

See EC sections 2574 (for COEs) and 42238.02 (for school districts and charter schools), as applicable, for LCFF entitlement calculations.
- **2. Projected LCFF Supplemental and/or Concentration Grants:** Provide the total amount of LCFF supplemental and concentration grants estimated on the basis of the number and concentration of unduplicated students for the coming school year.
- **3. Projected Percentage to Increase or Improve Services for the Coming School Year:** This percentage will not be entered; it is calculated based on the Projected LCFF Base Grant and the Projected LCFF Supplemental and/or Concentration Grants, pursuant to 5 CCR Section 15496(a)(8). This is the percentage by which services for unduplicated pupils must be increased or improved as compared to the services provided to all students in the coming LCAP year.
- **LCFF Carryover — Percentage:** Specify the LCFF Carryover — Percentage identified in the LCFF Carryover Table from the prior LCAP year. If a carryover percentage is not identified in the LCFF Carryover Table, specify a percentage of zero (0.00%).
- **Total Percentage to Increase or Improve Services for the Coming School Year:** This percentage will not be entered; it is calculated based on the Projected Percentage to Increase or Improve Services for the Coming School Year and the LCFF Carryover —

Percentage. ***This is the percentage by which the LEA must increase or improve services for unduplicated pupils as compared to the services provided to all students in the coming LCAP year.***

- **Goal #:** Enter the LCAP Goal number for the action.
- **Action #:** Enter the action's number as indicated in the LCAP Goal.
- **Action Title:** Provide a title of the action.
- **Student Group(s):** Indicate the student group or groups who will be the primary beneficiary of the action by entering "All," or by entering a specific student group or groups.
- **Contributing to Increased or Improved Services?:** Type "Yes" if the action **is** included as contributing to meeting the increased or improved services requirement; OR, type "No" if the action is **not** included as contributing to meeting the increased or improved services requirement.
- If "Yes" is entered into the Contributing column, then complete the following columns:
 - **Scope:** The scope of an action may be LEA-wide (i.e., districtwide, countywide, or charterwide), schoolwide, or limited. An action that is LEA-wide in scope upgrades the entire educational program of the LEA. An action that is schoolwide in scope upgrades the entire educational program of a single school. An action that is limited in its scope is an action that serves only one or more unduplicated student groups.
 - **Unduplicated Student Group(s):** Regardless of scope, contributing actions serve one or more unduplicated student groups. Indicate one or more unduplicated student groups for whom services are being increased or improved as compared to what all students receive.
 - **Location:** Identify the location where the action will be provided. If the action is provided to all schools within the LEA, the LEA must indicate "All Schools." If the action is provided to specific schools within the LEA or specific grade spans only, the LEA must enter "Specific Schools" or "Specific Grade Spans." Identify the individual school or a subset of schools or grade spans (e.g., all high schools or grades transitional kindergarten through grade five), as appropriate.
- **Time Span:** Enter "ongoing" if the action will be implemented for an indeterminate period of time. Otherwise, indicate the span of time for which the action will be implemented. For example, an LEA might enter "1 Year," or "2 Years," or "6 Months."
- **Total Personnel:** Enter the total amount of personnel expenditures utilized to implement this action.
- **Total Non-Personnel:** This amount will be automatically calculated based on information provided in the Total Personnel column and the Total Funds column.

- **LCFF Funds:** Enter the total amount of LCFF funds utilized to implement this action, if any. LCFF funds include all funds that make up an LEA's total LCFF target (i.e., base grant, grade span adjustment, supplemental grant, concentration grant, Targeted Instructional Improvement Block Grant, and Home-To-School Transportation).
 - **Note:** For an action to contribute towards meeting the increased or improved services requirement, it must include some measure of LCFF funding. The action may also include funding from other sources, however the extent to which an action contributes to meeting the increased or improved services requirement is based on the LCFF funding being used to implement the action.
- **Other State Funds:** Enter the total amount of Other State Funds utilized to implement this action, if any.
 - **Note:** Equity Multiplier funds must be included in the "Other State Funds" category, not in the "LCFF Funds" category. As a reminder, Equity Multiplier funds must be used to supplement, not supplant, funding provided to Equity Multiplier schoolsites for purposes of the LCFF, the ELO-P, the LCRS, and/or the CCSPP. This means that Equity Multiplier funds must not be used to replace funding that an Equity Multiplier schoolsite would otherwise receive to implement LEA-wide actions identified in the LEA's LCAP or that an Equity Multiplier schoolsite would otherwise receive to implement provisions of the ELO-P, the LCRS, and/or the CCSPP.
- **Local Funds:** Enter the total amount of Local Funds utilized to implement this action, if any.
- **Federal Funds:** Enter the total amount of Federal Funds utilized to implement this action, if any.
- **Total Funds:** This amount is automatically calculated based on amounts entered in the previous four columns.
- **Planned Percentage of Improved Services:** For any action identified as contributing, being provided on a Limited basis to unduplicated students, and that does not have funding associated with the action, enter the planned quality improvement anticipated for the action as a percentage rounded to the nearest hundredth (0.00%). A limited action is an action that only serves foster youth, English learners, and/or low-income students.
 - As noted in the instructions for the Increased or Improved Services section, when identifying a Planned Percentage of Improved Services, the LEA must describe the methodology that it used to determine the contribution of the action towards the proportional percentage. The percentage of improved services for an action corresponds to the amount of LCFF funding that the LEA estimates it would expend to implement the action if it were funded.

For example, an LEA determines that there is a need to analyze data to ensure that instructional aides and expanded learning providers know what targeted supports to provide to students who are foster youth. The LEA could implement this action by hiring additional staff to collect and analyze data and to coordinate supports for students, which, based on the LEA's current pay scale, the LEA estimates would cost \$165,000. Instead, the LEA chooses to utilize a portion of existing staff time to analyze data relating to students who are foster youth. This analysis will then be shared with site principals who will use the data to coordinate services provided by instructional assistants and expanded learning providers to target support to students. In this example, the LEA would divide the estimated cost of \$165,000 by the amount of LCFF Funding identified in the Data Entry Table and then convert the quotient to a percentage. This percentage is the Planned Percentage of Improved Services for the action.

Contributing Actions Table

As noted above, information will not be entered in the Contributing Actions Table; however, the ‘Contributing to Increased or Improved Services?’ column will need to be checked to ensure that only actions with a “Yes” are displaying. If actions with a “No” are displayed or if actions that are contributing are not displaying in the column, use the drop-down menu in the column header to filter only the “Yes” responses.

Annual Update Table

In the Annual Update Table, provide the following information for each action in the LCAP for the relevant LCAP year:

- **Estimated Actual Expenditures:** Enter the total estimated actual expenditures to implement this action, if any.

Contributing Actions Annual Update Table

In the Contributing Actions Annual Update Table, check the ‘Contributing to Increased or Improved Services?’ column to ensure that only actions with a “Yes” are displaying. If actions with a “No” are displayed or if actions that are contributing are not displaying in the column, use the drop-down menu in the column header to filter only the “Yes” responses. Provide the following information for each contributing action in the LCAP for the relevant LCAP year:

- **6. Estimated Actual LCFF Supplemental and/or Concentration Grants:** Provide the total amount of LCFF supplemental and concentration grants estimated based on the number and concentration of unduplicated students in the current school year.
- **Estimated Actual Expenditures for Contributing Actions:** Enter the total estimated actual expenditure of LCFF funds used to implement this action, if any.
- **Estimated Actual Percentage of Improved Services:** For any action identified as contributing, being provided on a Limited basis only to unduplicated students, and that does not have funding associated with the action, enter the total estimated actual quality improvement anticipated for the action as a percentage rounded to the nearest hundredth (0.00%).
 - Building on the example provided above for calculating the Planned Percentage of Improved Services, the LEA in the example implements the action. As part of the annual update process, the LEA reviews implementation and student outcome data and determines that the action was implemented with fidelity and that outcomes for foster youth students improved. The LEA reviews the original estimated cost for the action and determines that had it hired additional staff to collect and analyze data and to coordinate supports for students that estimated actual cost would have been \$169,500 due to a cost of living adjustment. The LEA would divide the estimated actual cost of \$169,500 by the amount of LCFF Funding identified in the Data Entry Table and then convert the quotient to a percentage. This percentage is the Estimated Actual Percentage of Improved Services for the action.

LCFF Carryover Table

- **9. Estimated Actual LCFF Base Grant:** Provide the total amount of estimated LCFF Target Entitlement for the current school year, excluding the supplemental and concentration grants and the add-ons for the Targeted Instructional Improvement Block Grant program,

the former Home-to-School Transportation program, and the Small School District Transportation program, pursuant to 5 CCR Section 15496(a)(8). Note that the LCFF Base Grant for purposes of the LCAP also includes the Necessary Small Schools and Economic Recovery Target allowances for school districts, and County Operations Grant for COEs. See EC sections 2574 (for COEs) and 42238.02 (for school districts and charter schools), as applicable, for LCFF entitlement calculations.

- **10. Total Percentage to Increase or Improve Services for the Current School Year:** This percentage will not be entered. The percentage is calculated based on the amounts of the Estimated Actual LCFF Base Grant (9) and the Estimated Actual LCFF Supplemental and/or Concentration Grants (6), pursuant to 5 CCR Section 15496(a)(8), plus the LCFF Carryover – Percentage from the prior year. This is the percentage by which services for unduplicated pupils must be increased or improved as compared to the services provided to all students in the current LCAP year.

Calculations in the Action Tables

To reduce the duplication of effort of LEAs, the Action Tables include functionality such as pre-population of fields and cells based on the information provided in the Data Entry Table, the Annual Update Summary Table, and the Contributing Actions Table. For transparency, the functionality and calculations used are provided below.

Contributing Actions Table

- **4. Total Planned Contributing Expenditures (LCFF Funds)**
 - This amount is the total of the Planned Expenditures for Contributing Actions (LCFF Funds) column.
- **5. Total Planned Percentage of Improved Services**
 - This percentage is the total of the Planned Percentage of Improved Services column.
- **Planned Percentage to Increase or Improve Services for the coming school year (4 divided by 1, plus 5)**
 - This percentage is calculated by dividing the Total Planned Contributing Expenditures (4) by the Projected LCFF Base Grant (1), converting the quotient to a percentage, and adding it to the Total Planned Percentage of Improved Services (5).

Contributing Actions Annual Update Table

Pursuant to EC Section 42238.07(c)(2), if the Total Planned Contributing Expenditures (4) is less than the Estimated Actual LCFF Supplemental and Concentration Grants (6), the LEA is required to calculate the difference between the Total Planned Percentage of Improved Services (5) and the Total Estimated Actual Percentage of Improved Services (7). If the Total Planned Contributing Expenditures (4) is equal to or greater than the Estimated Actual LCFF Supplemental and Concentration Grants (6), the Difference Between Planned and Estimated Actual Percentage of Improved Services will display “Not Required.”

- **6. Estimated Actual LCFF Supplemental and Concentration Grants**

- This is the total amount of LCFF supplemental and concentration grants the LEA estimates it will actually receive based on the number and concentration of unduplicated students in the current school year.
- **4. Total Planned Contributing Expenditures (LCFF Funds)**
 - This amount is the total of the Last Year's Planned Expenditures for Contributing Actions (LCFF Funds).
- **7. Total Estimated Actual Expenditures for Contributing Actions**
 - This amount is the total of the Estimated Actual Expenditures for Contributing Actions (LCFF Funds).
- **Difference Between Planned and Estimated Actual Expenditures for Contributing Actions (Subtract 7 from 4)**
 - This amount is the Total Estimated Actual Expenditures for Contributing Actions (7) subtracted from the Total Planned Contributing Expenditures (4).
- **5. Total Planned Percentage of Improved Services (%)**
 - This amount is the total of the Planned Percentage of Improved Services column.
- **8. Total Estimated Actual Percentage of Improved Services (%)**
 - This amount is the total of the Estimated Actual Percentage of Improved Services column.
- **Difference Between Planned and Estimated Actual Percentage of Improved Services (Subtract 5 from 8)**
 - This amount is the Total Planned Percentage of Improved Services (5) subtracted from the Total Estimated Actual Percentage of Improved Services (8).

LCFF Carryover Table

- **10. Total Percentage to Increase or Improve Services for the Current School Year (6 divided by 9 plus Carryover %)**
 - This percentage is the Estimated Actual LCFF Supplemental and/or Concentration Grants (6) divided by the Estimated Actual LCFF Base Grant (9) plus the LCFF Carryover – Percentage from the prior year.
- **11. Estimated Actual Percentage of Increased or Improved Services (7 divided by 9, plus 8)**
 - This percentage is the Total Estimated Actual Expenditures for Contributing Actions (7) divided by the LCFF Funding (9), then converting the quotient to a percentage and adding the Total Estimated Actual Percentage of Improved Services (8).
- **12. LCFF Carryover — Dollar Amount LCFF Carryover (Subtract 11 from 10 and multiply by 9)**

- If the Estimated Actual Percentage of Increased or Improved Services (11) is less than the Estimated Actual Percentage to Increase or Improve Services (10), the LEA is required to carry over LCFF funds.

The amount of LCFF funds is calculated by subtracting the Estimated Actual Percentage to Increase or Improve Services (11) from the Estimated Actual Percentage of Increased or Improved Services (10) and then multiplying by the Estimated Actual LCFF Base Grant (9). This amount is the amount of LCFF funds that is required to be carried over to the coming year.

- **13. LCFF Carryover — Percentage (12 divided by 9)**

- This percentage is the unmet portion of the Percentage to Increase or Improve Services that the LEA must carry over into the coming LCAP year. The percentage is calculated by dividing the LCFF Carryover (12) by the LCFF Funding (9).

California Department of Education
November 2024



ELITETM

— A C A D E M I C —

A C A D E M Y

2025-26 Local Performance Indicator Self-Reflection

Local Educational Agency (LEA)	Contact Name and Title	Email and Phone
Elite Academic Academy-Mountain Empire	Meghan Freeman, M.Ed. CEO	MFreeman@eliteacademic.com 866-354-8302 x704

Introduction

The California State Board of Education (SBE) approved standards for the local indicators that support a local educational agency (LEA) in measuring and reporting progress within the appropriate priority area.

This template is intended as a drafting tool and based on the Local Performance Indicator Quick Guide published by CDE in January 2024.

Performance Standards

The approved performance standards require an LEA to:

- Annually measure its progress in meeting the requirements of the specific Local Control Funding Formula (LCFF) priority.
- Report the results as part of a non-consent item at the same public meeting of the local governing board/body at which the Local Control and Accountability Plan (LCAP) is adopted.
- Report results to the public through the Dashboard utilizing the SBE-adopted self-reflection tools for each local indicator.

This Quick Guide identifies the approved standards and self-reflection tools that an LEA will use to report its progress on the local indicators.

Local Indicators

The local indicators address the following state priority areas:

Appropriately Assigned Teachers, Access to Curriculum-Aligned Instructional Materials, and Safe, Clean and Functional School Facilities (LCFF Priority 1)

LEAs will provide the information below:

- Number/percentage of students without access to their own copies of standards-aligned instructional materials for use at school and at home
- Number of identified instances where facilities do not meet the “good repair” standard (including deficiencies and extreme deficiencies)

Note: The requested information are all data elements that are currently required as part of the School Accountability Report Card (SARC).

Note: LEAs are required to report the following to their local governing board/body in conjunction with the adoption of the LCAP:

- The LEA’s Teacher Assignment Monitoring and Outcome data available at <https://www.cde.ca.gov/ds/ad/tamo.asp>.
- The number/percentage of students without access to their own copies of standards-aligned instructional materials for use at school and at home, and
- The number of identified instances where facilities do not meet the “good repair” standard (including deficiencies and extreme deficiencies)

Implementation of State Academic Standards (LCFF Priority 2)

The LEA annually measures its progress implementing state academic standards; the LEA then reports the results to its local governing board/body at the same public meeting at which the LCAP is adopted and reports to educational partners and the public through the Dashboard.

Parent and Family Engagement (LCFF Priority 3)

This measure addresses Parent and Family Engagement, including how an LEA builds relationships between school staff and families, builds partnerships for student outcomes and seeks input for decision-making.

LEAs report progress of how they have sought input from parents in decision-making and promoted parent participation in programs to its local governing board or body using the SBE-adopted self-reflection tool for Priority 3 at the same public meeting at which the LEA adopts its LCAP, and reports to educational partners and the public through the Dashboard.

School Climate (LCFF Priority 6)

The LEA administers an annual local climate survey that captures a valid measure of student perceptions of school safety and connectedness, in at least one grade within each grade span(s) the LEA serves (e.g., TK-5, 6-8, 9-12), and reports the results to its local governing board/body at the same public meeting at which the LCAP is adopted and to educational partners and the public through the Dashboard.

Access to a Broad Course of Study (LCFF Priority 7)

The LEA annually measures its progress in the extent to which students have access to, and are enrolled in, a broad course of study that includes the adopted courses of study specified in the California Education Code (EC) for Grades 1-6 and Grades 7-12, as applicable, including the programs and services developed and provided to unduplicated students and individuals with exceptional needs; the LEA then reports the results to its local governing board/body at the same public meeting at which the LCAP is adopted and reports to educational partners and the public through the Dashboard.

Coordination of Services for Expelled Students – County Office of Education (COE) Only (LCFF Priority 9)

The COE annually measures its progress in coordinating services for foster youth; the COE then reports the results to its local governing board/body at the same public meeting at which the LCAP is adopted and reports to educational partners and the public through the Dashboard.

Coordination of Services for Foster Youth – COE Only (LCFF Priority 10)

The COE annually measures its progress in coordinating services for foster youth; the COE then reports the results to its local governing board/body at the same public meeting at which the LCAP is adopted and reports to educational partners and the public through the Dashboard.

Self-Reflection Tools

An LEA uses the self-reflection tools included within the Dashboard to report its progress on the local performance indicator to educational partners and the public.

The self-reflection tools are embedded in the web-based Dashboard system and are also available in Word document format. In addition to using the self-reflection tools to report its progress on the local performance indicators to educational partners and the public, an LEA may use the self-reflection tools as a resource when reporting results to its local governing board. The approved self-reflection tools are provided below.

Appropriately Assigned Teachers, Access to Curriculum-Aligned Instructional Materials, and Safe, Clean and Functional School Facilities (LCFF Priority 1)

LEAs will provide the information below:

- Number/percentage of students without access to their own copies of standards-aligned instructional materials for use at school and at home
- Number of identified instances where facilities do not meet the “good repair” standard (including deficiencies and extreme deficiencies)

Note: The requested information are all data elements that are currently required as part of the School Accountability Report Card (SARC).

Note: LEAs are required to report the following to their local governing board/body in conjunction with the adoption of the LCAP:

- The LEA’s Teacher Assignment Monitoring and Outcome data available at <https://www.cde.ca.gov/ds/ad/tamo.asp>.
- The number/percentage of students without access to their own copies of standards-aligned instructional materials for use at school and at home, and
- The number of identified instances where facilities do not meet the “good repair” standard (including deficiencies and extreme deficiencies)

Academic Year	Total Teaching FTE	Clear	Out-of-Field	Intern	Ineffective	Incomplete	Unknown	N/A
22-23	39.8	39.8	0	0	0	0	0	0

Access to Instructional Materials	Number	Percent
Students Without Access to Own Copies of Standards-Aligned Instructional Materials for Use at School and at Home	0	0

Facility Conditions	Number
Identified Instances Where Facilities Do Not Meet The “Good Repair” Standard (Including Deficiencies and Extreme Deficiencies)	0

Implementation of State Academic Standards (LCFF Priority 2)

LEAs may provide a narrative summary of their progress in the implementation of state academic standards based on locally selected measures or tools (Option 1). Alternatively, LEAs may complete the optional reflection tool (Option 2).

OPTION 1: Narrative Summary (Limited to 3,000 characters)

In the narrative box provided on the Dashboard, identify the locally selected measures or tools that the LEA is using to track its progress in implementing the state academic standards adopted by the state board and briefly describe why the LEA chose the selected measures or tools.

Additionally, summarize the LEA's progress in implementing the academic standards adopted by the SBE, based on the locally selected measures or tools. The adopted academic standards are:

- English Language Arts (ELA) – Common Core State Standards for ELA
- English Language Development (ELD) (Aligned to Common Core State Standards for ELA)
- Mathematics – Common Core State Standards for Mathematics
- Next Generation Science Standards
- History-Social Science
- Career Technical Education
- Health Education Content Standards
- Physical Education Model Content Standards
- Visual and Performing Arts
- World Language

To track progress in implementing the state academic standards, Elite Academic Academy uses a combination of digital tools, internal assessments, and professional learning systems. For English Language Arts (ELA) and Mathematics, we utilize iReady and iXL to monitor student progress and inform instruction. For English Language Development (ELD), we use ELPAC practice exams to ensure alignment with state expectations. Across all other content areas—including Science, History-Social Science, Career Technical Education (CTE), Visual and Performing Arts (VAPA), and others—we rely on internally developed course assessments that are regularly analyzed during Professional Learning Community (PLC) data dives.

In addition, our EliteX professional development fellowship provides structured opportunities for instructional growth. As part of this program, teachers submit recorded lessons which are reviewed and calibrated using our "Teaching with Intention" Guide. This process ensures consistent implementation of rigorous and relevant standards-based instruction.

We selected these tools because they align with our instructional model, support personalized learning, and offer reliable data that informs real-time instruction. iReady and iXL provide actionable diagnostic information, while our internal assessments are tailored to the specific curriculum our students engage with. The EliteX program fosters ongoing teacher development and ensures curriculum delivery is standards-based and meaningful.

Based on these measures, Elite Academic Academy is demonstrating successful implementation of all state academic standards. CTE pathways continue to expand annually, as does participation in our VAPA program. Our data-driven instructional approach, supported by strong professional learning systems, positions us for continued growth and excellence across all content areas.

Parental Involvement and Family Engagement (LCFF Priority 3)

Introduction

Family engagement is an essential strategy for building pathways to college and career readiness for all students and is an essential component of a systems approach to improving outcomes for all students. More than 30 years of research has shown that family engagement can lead to improved student outcomes (e.g., attendance, engagement, academic outcomes, social emotional learning, etc.).

Consistent with the California Department of Education's (CDE's) Family Engagement Toolkit: ¹

- Effective and authentic family engagement has been described as an intentional partnership of educators, families and community members who share responsibility for a child from the time they are born to becoming an adult.
- To build an effective partnership, educators, families, and community members need to develop the knowledge and skills to work together, and schools must purposefully integrate family and community engagement with goals for students' learning and thriving.

The LCFF legislation recognized the importance of family engagement by requiring LEAs to address Priority 3 within their LCAP. The self-reflection tool described below enables LEAs to reflect upon their implementation of family engagement as part of their continuous improvement process and prior to updating their LCAP.

For LEAs to engage all families equitably, it is necessary to understand the cultures, languages, needs and interests of families in the local area. Furthermore, developing family engagement policies, programs, and practices needs to be done in partnership with local families, using the tools of continuous improvement.

Instructions

This self-reflection tool is organized into three sections. Each section includes research and evidence-based practices in family engagement:

1. Building Relationships between School Staff and Families
2. Building Partnerships for Student Outcomes
3. Seeking Input for Decision-Making

Based on an evaluation of data, including educational partner input, an LEA uses this self-reflection tool to report on its progress successes and area(s) of need related to family engagement policies, programs, and practices. This tool will enable an LEA to engage in continuous improvement and determine next steps to make improvements in the areas identified. The results of the process should be used to inform the LCAP and its development process, including assessing prior year goals, actions and services and in modifying future goals, actions, and services in the LCAP.

LEAs are to implement the following self-reflection process:

1. Identify the diverse educational partners that need to participate in the self-reflection process in order to ensure input from all groups of families, staff and students in the LEA, including families of unduplicated students and families of individuals with exceptional needs as well as families of underrepresented students.
2. Engage educational partners in determining what data and information will be considered to complete the self-reflection tool. LEAs should consider how the practices apply to families of all student groups, including families of unduplicated students and families of individuals with exceptional needs as well as families of underrepresented students.
3. Based on the analysis of educational partner input and local data, identify the number which best indicates the LEA's current stage of implementation for each of the 12 practices using the following rating scale (lowest to highest):
 - 1 – Exploration and Research
 - 2 – Beginning Development
 - 3 – Initial Implementation
 - 4 – Full Implementation
 - 5 – Full Implementation and Sustainability
4. Based on the analysis of educational partner input and local data, respond to each of the prompts pertaining to each section of the tool.
5. Use the findings from the self-reflection process to inform the annual update to the LCAP and the LCAP development process, as well as the development of other school and district plans.

Sections of the Self-Reflection Tool

Section 1: Building Relationships Between School Staff and Families

Based on the analysis of educational partner input and local data, identify the number which best indicates the LEA’s current stage of implementation for each practice in this section using the following rating scale (lowest to highest):

- 1 - Exploration and Research Phase
- 2 - Beginning Development
- 3 - Initial Implementation
- 4 - Full Implementation
- 5 - Full Implementation and Sustainability

Practices	Rating Scale Number
1. Rate the LEA’s progress in developing the capacity of staff (i.e., administrators, teachers, and classified staff) to build trusting and respectful relationships with families.	4
2. Rate the LEA’s progress in creating welcoming environments for all families in the community.	5
3. Rate the LEA’s progress in supporting staff to learn about each family’s strengths, cultures, languages, and goals for their children.	5
4. Rate the LEA’s progress in developing multiple opportunities for the LEA and school sites to engage in 2-way communication between families and educators using language that is understandable and accessible to families.	5

Building Relationships Dashboard Narrative Boxes (Limited to 3,000 characters)

- 1. Based on the analysis of educational partner input and local data, briefly describe the LEA’s current strengths and progress in Building Relationships Between School Staff and Families.

At Elite, building meaningful connections with staff, students, and families is woven into every part of our school culture, beginning from the moment of onboarding.

We start with our staff. Each year, returning and new team members engage in a comprehensive onboarding process that includes an updated Staff Handbook, outlining key expectations and safety protocols. New staff also participate in both in-person and virtual professional development sessions that emphasize relationship-building as a core value of our school. These intentional efforts ensure that every team member begins the year aligned with our mission and equipped to foster strong, supportive relationships.

Similarly, we have created a highly personalized onboarding experience for our families. Every new family is paired with a dedicated Onboarding Coach, who serves as their guide and main point of contact until they are matched with their Teacher of Record. This coach walks families through the enrollment process, introduces them to key staff, and ensures they feel supported and welcomed from day one. Families also receive a comprehensive Onboarding Packet and complete a Welcome Survey that is used to personalize outreach and support across departments.

To maintain and strengthen connections, we offer diverse and accessible communication channels. Families can engage with our staff via email, ParentSquare, Zoom meetings, phone calls, monthly newsletters, synchronous sessions, and our website. We also host LCAP input sessions, Family Empowerment workshops, Parent Academy events, and ELPAC meetings. Translators are readily available to ensure all families can participate fully in our community.

We provide ongoing resources that promote relationship-building, including webinars and guidance for both staff and families focused on student development and effective communication. Our Student Support Team remains a critical partner, offering workshops, training, and support services year-round.

Whether through a virtual check-in, a field trip, or a family workshop, we prioritize consistent and authentic connection. From initial contact to everyday interactions, we are intentional about creating a welcoming environment where every student and family feels seen, heard, and supported.

2. Based on the analysis of educational partner input and local data, briefly describe the LEA's focus area(s) for improvement in Building Relationships Between School Staff and Families.

While Elite already provides a wide range of communication and engagement opportunities, we recognize the importance of continuously improving and deepening these relationships. Our next steps are focused on fostering more informal, collaborative, and community-building interactions between families and staff.

1. Expanding Engagement Events
We aim to increase the frequency and variety of in-person and virtual engagement events that encourage casual, meaningful interaction. These events—such as family picnics, cultural celebrations, and themed workshops—are designed to build a sense of community beyond formal communication channels. By creating relaxed, welcoming spaces for connection, we hope to strengthen relationships and increase participation from families across all regions we serve.

2. Promoting Family-Staff Collaboration Projects
We are exploring ways to create shared experiences through collaborative projects that unite families and staff around common goals. Potential initiatives include community service activities, school beautification efforts, or co-led fundraising events. These projects provide a platform for shared decision-making, mutual respect, and authentic partnership between families and school personnel.

3. Establishing Peer Support Groups
We see an opportunity to form peer support groups and parent-teacher committees where families and staff can regularly come together to share ideas, address common concerns, and provide encouragement. These groups will offer both virtual and in-person formats, with the goal of fostering ongoing dialogue, connection, and a strong sense of belonging within the school community.

By focusing on these areas, we are committed to building on our strong foundation and creating even deeper, more collaborative relationships with our families—ensuring every member of our school community feels valued, supported, and engaged.

3. Based on the analysis of educational partner input and local data, briefly describe how the LEA will improve engagement of underrepresented families identified during the self-reflection process in relation to Building Relationships Between School Staff and Families.

Elite is committed to creating an inclusive and welcoming environment where all families—especially those historically underrepresented—feel empowered to engage in their child's education. To strengthen these efforts, we are implementing targeted strategies that prioritize cultural responsiveness, accessibility, and empowerment. We are enhancing our communication strategies to better reflect and respect the diverse cultural and linguistic backgrounds of our families. This includes consistently providing translated materials, ensuring interpretation services are available at school events, and using communication channels that are more accessible and familiar to underrepresented communities. These efforts are designed to remove language and cultural barriers, making it easier for families to stay informed and involved

Section 2: Building Partnerships for Student Outcomes

Based on the analysis of educational partner input and local data, identify the number which best indicates the LEA's current stage of implementation for each practice in this section using the following rating scale (lowest to highest):

- 1 - Exploration and Research Phase
- 2 - Beginning Development
- 3 - Initial Implementation
- 4 - Full Implementation
- 5 - Full Implementation and Sustainability

Practices	Rating Scale Number
5. Rate the LEA's progress in providing professional learning and support to teachers and principals to improve a school's capacity to partner with families.	5

Practices	Rating Scale Number
6. Rate the LEA's progress in providing families with information and resources to support student learning and development in the home.	4
7. Rate the LEA's progress in implementing policies or programs for teachers to meet with families and students to discuss student progress and ways to work together to support improved student outcomes.	5
8. Rate the LEA's progress in supporting families to understand and exercise their legal rights and advocate for their own students and all students.	5

Building Partnerships Dashboard Narrative Boxes (Limited to 3,000 characters)

- Based on the analysis of educational partner input and local data, briefly describe the LEA's current strengths and progress in Building Partnerships for Student Outcomes.

At Elite, we believe that student success is best achieved through intentional collaboration among educators, families, and educational partners. Our efforts are guided by a shared commitment to high expectations, clear communication, and data-informed practices that directly support student achievement.

Shared Vision for Student Success

Our administrators and staff have collaboratively defined what it means to be an exemplary Elite graduate. This shared vision has shaped schoolwide expectations and learning goals, grounded in student-centered outcomes. Together, we've developed clear criteria for student success and aligned our practices to support measurable growth. We use a comprehensive set of internal and external tools—including CAASPP, iReady, IXL, and Fast ForWord—to track academic progress and adjust instruction based on real-time data.

Strengthening Communication and Collaboration

We maintain strong internal partnerships through consistent and multi-layered communication. Weekly and bi-weekly staff meetings, regular in-person gatherings, and ongoing check-ins with Academy Directors provide structured opportunities for collaboration and support. We leverage digital tools like ParentSquare, Google Workspace for Education, and other platforms to streamline communication and planning. Our professional development program, aligned with schoolwide goals, focuses on analyzing student work, increasing engagement, and using data to inform instruction. These sessions empower teachers to make targeted decisions that directly benefit students.

Strategic Partnerships to Advance Learning

We've built strong relationships with educational vendors and organizations whose tools and values align with our mission. Programs like Fast ForWord and iReady are helping us close literacy and math gaps, particularly for English Learners and at-risk students. Our NXTLVL initiative within EliteX supports students in developing higher-order thinking and real-world problem-solving skills. These partnerships are not limited to products; they include training and ongoing support for both staff and students. Our collaboration with Ambassadors of Compassion has also strengthened our focus on social-emotional learning, reinforcing the importance of resilience, purpose, and empathy.

Engaging Families as Partners

Families play a vital role in student success, and we've worked to ensure their engagement is meaningful and consistent. Each student has weekly check-ins with their teacher, and formal learning period meetings every 30 school days that include students, parents, and educators. Monthly academy newsletters provide families with tips to support independent learning, and our staff hosts workshops in math and writing to empower parents to be active partners in their child's education.

Through these ongoing efforts, we have built a culture of collaboration that keeps student outcomes at the center. By aligning internal and external partnerships, maintaining open communication, and using data with intention, we continue to make meaningful progress toward our academic and developmental goals for all students.

- Based on the analysis of educational partner input and local data, briefly describe the LEA's focus area(s) for improvement in Building Partnerships for Student Outcomes.

While we have made strong progress in implementing high-quality instructional tools and supports, we recognize an opportunity to further strengthen student outcomes by deepening our community partnerships and making student data more accessible to staff.

Leveraging Abre.io for Stronger Staff-Student Partnerships

To enhance our ability to support the whole student, we are implementing Abre.io as a centralized platform where staff can access key student data, including academic progress, attendance, support plans, and more. This one-stop system is designed to improve collaboration, identify student needs more quickly, and build stronger partnerships between educators and students. By providing a clear, real-time picture of each learner, we can better align our instructional strategies and support services.

Enhancing Community Engagement through Family Involvement

We are also working to expand the role of families in shaping and benefiting from community partnerships. Our next steps include encouraging more family involvement in community-based initiatives, hosting joint school-community events, and creating parent-led advisory groups to help identify local resources that support student learning and well-being. By inviting parents into these conversations and decisions, we aim to create more culturally responsive, relevant, and sustainable partnerships that directly impact student growth.

These efforts reflect our belief that the most effective partnerships—whether internal or external—are built on shared goals, clear communication, and a deep understanding of student needs. With tools like Abre.io and increased family involvement, we are taking important steps to ensure all students are surrounded by a network of informed and engaged adults working toward their success.

3. Based on the analysis of educational partner input and local data, briefly describe how the LEA will improve engagement of underrepresented families identified during the self-reflection process in relation to Building Partnerships for Student Outcomes.

We are committed to building authentic, culturally responsive partnerships with underrepresented families and ensuring that all students—regardless of background—feel seen, supported, and empowered to succeed. To deepen this work, we are focusing on both internal practices and external partnerships that center equity and student opportunity.

Cultural Competency Training for Staff

We are expanding cultural competency training for all staff to build greater understanding of the diverse cultural backgrounds and lived experiences of our families. These trainings aim to strengthen communication, increase trust, and foster inclusive environments where families feel welcomed and valued as equal partners in their child's education.

Collaborative Decision-Making

We are working to intentionally include underrepresented families in collaborative decision-making processes. This includes forming parent advisory councils, organizing focus groups, and regularly seeking feedback from families on school policies, programming, and engagement strategies. These efforts ensure that family voices, especially those historically marginalized, are reflected in the design and delivery of educational experiences.

Expanding Community Partnerships in Underserved Areas

To provide all students with more varied and relevant learning experiences, we are actively seeking new community partnerships in regions and populations that have traditionally been underserved. By connecting students with local organizations, career mentors, cultural institutions, and enrichment opportunities, we aim to expose them to broader future possibilities and help them see themselves in a range of academic and career pathways. These partnerships not only enhance learning but also help families feel more connected to the school and the larger community. Together, these strategies reflect our ongoing commitment to equity, access, and relationship-building. By investing in the voices and experiences of underrepresented families and expanding opportunities for students, we are creating a more inclusive and inspiring educational environment for all learners.

Section 3: Seeking Input for Decision-Making

Based on the analysis of educational partner input and local data, identify the number which best indicates the LEA’s current stage of implementation for each practice in this section using the following rating scale (lowest to highest):

- 1 - Exploration and Research Phase
- 2 - Beginning Development
- 3 - Initial Implementation
- 4 - Full Implementation
- 5 - Full Implementation and Sustainability

Practices	Rating Scale Number
9. Rate the LEA’s progress in building the capacity of and supporting principals and staff to effectively engage families in advisory groups and with decision-making.	5
10. Rate the LEA’s progress in building the capacity of and supporting family members to effectively engage in advisory groups and decision-making.	4
11. Rate the LEA’s progress in providing all families with opportunities to provide input on policies and programs, and implementing strategies to reach and seek input from any underrepresented groups in the school community.	5
12. Rate the LEA’s progress in providing opportunities to have families, teachers, principals, and district administrators work together to plan, design, implement and evaluate family engagement activities at school and district levels.	5

Seeking Input for Decision-Making Dashboard Narrative Boxes (Limited to 3,000 characters)

1. Based on the analysis of educational partner input and local data, briefly describe the LEA’s current strengths and progress in Seeking Input for Decision-Making.

At Elite, we prioritize gathering meaningful feedback from families, students, and staff to inform our decision-making and continually improve our programs. We believe that input from all stakeholders is essential to ensuring that our initiatives are effective and responsive to the needs of the community.

Families

We maintain open, accessible communication channels for families to engage with teachers and school leadership. These include email, our school website, social media, and the Parent-Square app. Families are encouraged to participate in LCAP meetings and Parent Workshops, where they can provide valuable input on school goals, programs, and services. Additionally, we regularly distribute mini-surveys to parents before and during program implementation to gather their opinions and insights. These surveys help us assess the effectiveness of initiatives and make timely adjustments.

We also host Family Nights throughout the year, where families and students engage in enjoyable projects and receive updates from the school. During these events, we actively seek feedback via surveys to ensure we’re meeting the needs of our community. Families also receive a monthly Elite-wide newsletter, keeping them informed about upcoming events, available services, and opportunities for engagement.

Students

For our students, we distribute brief check-in surveys—called Elite Care surveys—to gauge their well-being and identify areas where additional support may be needed. We also have an Elite Student Leadership team, which offers students a direct channel to provide feedback on school initiatives and actively participate in decision-making meetings. This ensures that students have a voice in shaping their educational experience.

Teachers and Staff

We value ongoing feedback from our staff and use it to drive improvements in both instructional practices and school policies. Monthly board meetings, open to the public and posted on our website, offer an opportunity for transparency and input. At the conclusion of staff meetings and professional development sessions, we distribute mini-surveys to collect immediate feedback on the effectiveness of these sessions. Focus groups are also formed to address specific

school-related concerns, allowing staff to collaborate and share their perspectives on ways to enhance the learning environment.

Through these ongoing efforts, we are creating a culture of continuous improvement where feedback is consistently gathered, valued, and used to make data-informed decisions that benefit our entire school community.

2. Based on the analysis of educational partner input and local data, briefly describe the LEA's focus area(s) for improvement in Seeking Input for Decision-Making.

While Elite Academic Academy already has a range of feedback channels, we see opportunities to enhance their effectiveness and accessibility. Streamlining communication platforms, ensuring timely responses, and offering more engagement opportunities, such as virtual town halls or suggestion boxes, can help strengthen connections with our community.

To increase participation in surveys and meetings, we will focus on targeted outreach, making these opportunities more convenient, and providing incentives to encourage broader involvement from all stakeholders. These steps will help ensure that all voices are heard and actively contribute to our ongoing improvement

3. Based on the analysis of educational partner input and local data, briefly describe how the LEA will improve engagement of underrepresented families identified during the self-reflection process in relation to Seeking Input for Decision-Making.

We are committed to improving outreach strategies that are culturally responsive and tailored to the needs of underrepresented families. This includes offering communication in multiple languages, partnering with community organizations, and ensuring that all outreach methods are inclusive and accessible.

To increase participation in surveys, we will make them more accessible by translating into various languages, providing alternative formats, and actively reaching out to encourage input from underrepresented families. These efforts will ensure that all voices are heard and valued in our decision-making process

School Climate (LCFF Priority 6)

Introduction

The initial design of the Local Control Funding Formula recognized the critical role that positive school conditions and climate play in advancing student performance and equity. This recognition is grounded in a research base demonstrating that a positive school climate directly impacts indicators of success such as increased teacher retention, lower dropout rates, decreased incidences of violence, and higher student achievement.

In order to support comprehensive planning, LEAs need access to current data. The measurement of school climate provides LEAs with critical data that can be used to track progress in school climate for purposes of continuous improvement, and the ability to identify needs and implement changes to address local needs.

Introduction

LEAs are required, at a minimum, to annually administer a local climate survey. The survey must:

- Capture a valid measure of student perceptions of school safety and connectedness in at least one grade within each grade span the LEA serves (e.g. TK-5, 6-8, 9-12); and
- At a minimum, report disaggregated data by student groups identified in California Education Code 52052, when such data is available as part of the local school climate survey.

Based on the analysis of local data, including the local climate survey data, LEAs are to respond to the following three prompts. Each prompt response is limited to 3,000 characters. An LEA may provide hyperlink(s) to other documents as necessary within each prompt:

Prompt 1 (DATA): Describe the local climate survey data, including available data disaggregated by student groups. LEAs using surveys that provide an overall score, such as the California Healthy Kids Survey, are encouraged to report the overall score for all students as well as available student group scores. Responses may also include an analysis of a subset of specific items on a local survey and additional data collection tools that are particularly relevant to school conditions and climate.

At Elite Academic Academy, we collect data through multiple mini-surveys administered at the end of each learning period. These surveys are designed to gauge student, parent, and staff satisfaction across various aspects of the educational experience. Below are the results from the most recent surveys:

Satisfied with curriculum: 96.8%

Satisfied with communication and responsiveness: 99.3%

Satisfied with opportunities such as field trips and extracurriculars: 88.2%

Feel connected to the school: 91.8%

Satisfied with experience with our teacher: 100%

Satisfied with overall experience at Elite: 98.2%

Throughout the year, we focused on monitoring student wellness, school climate, and connection. The Student Support Team distributed Elite Cares Surveys to all student stakeholders to measure student engagement and feelings of connection. Each survey response was followed up with direct communication from the teacher, MTSS Director, or school counselor based on student needs.

These surveys provided valuable insights that guided several changes. For example, students expressed feelings of loneliness and boredom, which led to the creation of more clubs and enrichment opportunities, including a Student Leadership Club. Additionally, we identified that some students felt disconnected from their teachers or the school, prompting outreach from our Support Team, resulting in students feeling valued and seeing improvements in their academic progress.

From the surveys, we also gathered data on student progress:

59% of middle and high school students were on track with their work

30% were a little behind but receiving support

11% needed additional help

In direct response to these results, we offer a virtual study hall for students to receive academic support and connect with their teachers. This initiative addressed the concerns raised by students about needing more academic guidance and connection with their teachers.

Prompt 2 (MEANING): Describe key learnings, including identified needs and areas of strength determined through the analysis of data described in Prompt 1, including the available data disaggregated by student group.

Key Learnings and Identified Needs:
Student Well-being and Engagement: Feedback from Elite Cares Surveys revealed significant insights into students' emotional and social well-being, particularly regarding feelings of loneliness and boredom. These findings underscore the need for enhanced social connections and additional enrichment opportunities to foster a more engaging school environment.
Academic Progress and Support: Survey data highlighted that 30% of students were slightly behind in their academic work, while 11% required more substantial support. In response, the school introduced initiatives like virtual study halls to provide targeted academic support and strengthen student-teacher relationships.
School Climate and Communication: While students and families reported high satisfaction with communication, particularly regarding family-school interactions, there is still room to increase engagement in school activities and further improve school climate.
Areas of Strength:
Diverse Educational Offerings: One of our key strengths is the variety of state-approved curricula available at Elite Academic Academy, ensuring students have access to UC/A-G courses, CTE pathways, and high school diploma tracks. Our ability to document personalized learning choices reflects our commitment to individualized education.
Personalized Approach to Education: Our use of student interest surveys and incorporating student feedback in course creation allows us to tailor education to individual needs, fostering a more relevant and engaging academic experience.
Areas for Improvement:
Expansion of Career Technical Education (CTE) Pathways: We are actively expanding our CTE offerings, providing a wider range of pathways to better equip students with practical skills and career opportunities. This is an ongoing effort to strengthen and align our programs with student needs and workforce demands.
Broaden English Learner (EL) Curriculum: We are enhancing our EL curriculum from TK-12 to ensure comprehensive support for our diverse student population. This aligns with our goal of providing equitable educational opportunities for all students and continues to be a key area of focus.
Increase VAPA and Physical Fitness Options: We are adding more Visual and Performing Arts (VAPA) and Physical Fitness offerings to ensure a well-rounded, holistic education for our students. These additions complement our core academic curriculum and are aligned with our mission to support all aspects of student development.
Support for Student Wellness: In addition to academic and extracurricular expansions, we have introduced more group counseling programs focused on growth mindset, anxiety, and grief. These programs aim to support students' emotional well-being, further aligning our offerings with the needs of our school community.

Prompt 3 (USE): Describe any changes to existing plans, policies, or procedures that the LEA determines necessary in order to address areas of need identified through the analysis of local data and the identification of key learnings. Include any revisions, decisions, or actions the LEA has, or will, implement for continuous improvement purposes.

Expansion of Enrichment Opportunities: In response to students' feelings of loneliness and boredom, Elite will continue to expand clubs and enrichment opportunities. This may involve revising existing policies to allocate resources and time for the development and promotion of additional extracurricular activities that cater to diverse student interests.

Access to a Broad Course of Study (LCFF Priority 7)

LEAs provide a narrative summary of the extent to which all students have access to and are enrolled in a broad course of study by addressing, at a minimum, the following four prompts:

- 1. Briefly identify the locally selected measures or tools that the LEA is using to track the extent to which all students have access to, and are enrolled in, a broad course of study, based on grade spans, unduplicated student groups, and individuals with exceptional needs served. (response limited to 1,500 characters)

As an independent study school, one of our key strengths is the access we provide to a wide range of state-approved curricula. This ensures that our students can pursue UC/A-G courses, CTE Pathways, and High School

Diploma Tracks. These options are tracked through our Master Agreements, Assignment Work Records, Individualized Learning Plans, and 4-year plans. Our Course Catalog, housed in our Student Information System and reported to CALPADs, is continuously updated to reflect the evolving needs of our students.

To personalize the academic experience, Elite Academic Academy utilizes a student interest survey to better align educational opportunities with each student's unique aspirations. While our counseling and academic departments ensure comprehensive coverage of core subject areas, including initial offerings for VAPA, Physical Education, and EL, students also play an active role in shaping their learning journeys by suggesting and helping to create new courses based on their interests and needs.

As we continue to strengthen and align our academic offerings, we are committed to expanding Career Technical Education (CTE) pathways, increasing EL curriculum offerings from TK-12, and enhancing opportunities for VAPA and Physical Fitness. These ongoing efforts ensure that we are providing a holistic and dynamic learning environment that meets the diverse needs of our students

2. Using the locally selected measures or tools, summarize the extent to which all students have access to, and are enrolled in, a broad course of study. The summary should identify any differences across school sites and student groups in access to, and enrollment in, a broad course of study, and may describe progress over time in the extent to which all students have access to, and are enrolled in, a broad course of study. (response limited to 1,500 characters)

Elite Academic Academy excels in curriculum diversity, providing students with access to a wide range of UC/A-G courses, CTE Pathways, and High School Diploma Tracks. These options are meticulously documented in our Master Agreements, Assignment Work Records, Individualized Learning Plans, and 4-year plans. Our Course Catalog is continuously updated within our Student Information System and reported to CALPADs, ensuring we stay aligned with student needs.

In addition to core academic offerings, we use student interest surveys to further personalize each student's academic journey. Our counseling and academic departments ensure full implementation of core subjects, with initial offerings in VAPA, Physical Education, and EL. Students actively contribute to shaping their curriculum, often proposing new or innovative courses.

As we continue to strengthen and align our offerings, we remain focused on expanding Career Technical Education (CTE) pathways, enhancing EL curriculum from TK-12, and increasing opportunities for VAPA and Physical Fitness to ensure a well-rounded educational experience for all students.

3. Given the results of the tool or locally selected measures, identify the barriers preventing the LEA from providing access to a broad course of study for all students. (response limited to 1,500 characters)

Being a smaller educational institution, our subgroups consist of fewer individuals. As we continue to expand, we anticipate having more significant representation within each subgroup, thereby enhancing opportunities for all. It's worth noting that as an independent study school, we encounter minimal obstacles when it comes to offering a diverse range of courses.

4. In response to the results of the tool or locally selected measures, what revisions, decisions, or new actions will the LEA implement, or has the LEA implemented, to ensure access to a broad course of study for all students? (response limited to 1,500 characters)

At Elite Academic Academy, we are committed to enhancing the educational experience for our English Learner (EL) students through targeted initiatives. This year, we introduced a Newcomers and Foundation course, taught by a highly qualified specialist, who provides personalized support to EL students, particularly in preparation for the Summative ELPAC and in improving their writing skills.

Additionally, we've partnered with Outlier, a respected dual-enrollment college course provider, to expand our course offerings and give students access to specialized, advanced courses previously unavailable. This collaboration enriches the academic opportunities for all students, with a focus on underrepresented populations.

To further broaden access and support student growth, we are developing the following key programs:

College & Career Readiness courses aligned with A-G curriculum providers and our adopted A-G course catalog.

Enhanced project-based learning integrated into various courses.

Social and Emotional Learning (SEL) support, featuring an A-G SEL curriculum and two dedicated school counselors.

A comprehensive curriculum for EL learners to ensure tailored educational experiences.

Mentoring and coaching programs, alongside Career and Technical Education (CTE) pathways to prepare students for future careers.

These efforts demonstrate our ongoing commitment to providing an inclusive, well-rounded education for all students, particularly those in underserved groups.

Coordination of Services for Expelled Students – COE Only (LCFF Priority 9)

Assess the degree of implementation of the progress in coordinating instruction for expelled students in your county.

- Rating Scale (lowest to highest):
- 1 - Exploration and Research Phase
 - 2 - Beginning Development
 - 3 - Initial Implementation
 - 4 - Full Implementation
 - 5 - Full Implementation and Sustainability

Coordinating Instruction	1	2	3	4	5
1. Assessing status of triennial plan for providing educational services to all expelled students in the county, including:	[No response required]	[No response required]	[No response required]	[No response required]	[No response required]
a. Review of required outcome data.					
b. Identifying existing educational alternatives for expelled pupils, gaps in educational services to expelled pupils, and strategies for filling those service gaps.					
c. Identifying alternative placements for pupils who are expelled and placed in district community day school programs, but who fail to meet the terms and conditions of their rehabilitation plan or who pose a danger to other district pupils.					
2. Coordinating on development and implementation of triennial plan with all LEAs within the county.					
3. Establishing ongoing collaboration and policy development for transparent referral process for LEAs within the county to the county office of education or other program options, including dissemination to all LEAs within the county a menu of available continuum of services for expelled					

Coordinating Instruction	1	2	3	4	5
students.					
4. Developing memorandum of understanding regarding the coordination of partial credit policies between district of residence and county office of education.					

Coordination of Services for Foster Youth – COE Only (LCFF Priority 10)

Assess the degree of implementation of coordinated service program components for foster youth in your county.

Rating Scale (lowest to highest):

- 1 - Exploration and Research Phase
- 2 - Beginning Development
- 3 - Initial Implementation
- 4 - Full Implementation
- 5 - Full Implementation and Sustainability

Coordinating Services	1	2	3	4	5
1. Establishing ongoing collaboration and supporting policy development, including establishing formalized information sharing agreements with child welfare, probation, Local Education Agency (LEAs), the courts, and other organizations to support determining the proper educational placement of foster youth (e.g., school of origin versus current residence, comprehensive versus alternative school, and regular versus special education).					
2. Building capacity with LEA, probation, child welfare, and other organizations for purposes of implementing school-based support infrastructure for foster youth intended to improve educational outcomes (e.g., provide regular professional development with the Foster Youth Liaisons to facilitate adequate transportation services for foster youth).					
3. Providing information and assistance to LEAs regarding the educational needs of foster youth in order to improve educational outcomes.					

Coordinating Services	1	2	3	4	5
4. Providing direct educational services for foster youth in LEA or county-operated programs provided the school district has certified that specified services cannot be provided or funded using other sources, including, but not limited to, Local Control Funding Formula, federal, state or local funding.					
5. Establishing ongoing collaboration and supporting development of policies and procedures that facilitate expeditious transfer of records, transcripts, and other relevant educational information.					
6. Facilitating the coordination of post-secondary opportunities for youth by engaging with systems partners, including, but not limited to, child welfare transition planning and independent living services, community colleges or universities, career technical education, and workforce development providers.					
7. Developing strategies to prioritize the needs of foster youth in the community, using community-wide assessments that consider age group, geographical area, and identification of highest needs students based on academic needs and placement type.					
8. Engaging in the process of reviewing plan deliverables and of collecting and analyzing LEA and COE level outcome data for purposes of evaluating effectiveness of support services for foster youth and whether the investment in services contributes to improved educational outcomes for foster youth.					

EAA - Mountain Empire
FY 25.26 Budget Report
June 2025

	2024-25	2025-26	2026-27	2027-28
	Audited Actuals	Projected Budget	Projected Budget	Projected Budget
ADA	1,157.40	1,264.42	1,340.28	1,420.70
REVENUE				
LCFF	14,349,397	16,097,013	17,626,496	19,322,780
Special Education - state	996,869	1,113,121	1,179,908	1,250,703
Special Education - federal	138,838	183,341	194,341	206,002
Title I & II	133,253	145,574	154,309	163,567
Lottery	315,970	345,187	365,898	387,852
Mandate Block Grant	31,795	34,735	36,819	39,028
Educator Effectiveness Block Grant	50,000			
MTSS	15,500			
CTEIG	344,020	375,830	398,380	422,283
Learning Recovery Emergency Block Grant	148,112	148,112		
Arts, Music, and Instructional Materials	103,334	103,333		
Assessment Apportionments	2,299			
SPED Mental Health	95,628	104,471	110,739	117,383
Proposition 28: Arts and Music in Schools	117,410	128,266	135,962	144,120
Other miscellaneous	27,918	30,391	32,215	34,148
Total Revenue	16,870,344	18,809,374	20,235,067	22,087,865
EXPENSES				
Salary Expense - certificated	6,473,577	7,428,797	8,071,388	8,812,341
Salary Expense - classified	803,292	887,877	964,678	1,053,236
Total Salary Expense	7,276,869	8,316,674	9,036,066	9,865,577
Benefits & Taxes	1,900,230	2,216,820	2,408,575	2,629,682
Materials & Supplies	1,698,215	1,528,788	1,620,515	1,717,746
Services & Operating Expenses	5,514,295	6,198,635	6,570,553	6,964,786
Interest Expense	102,444	117,819	130,779	145,165
Total Expenses	16,492,054	18,378,735	19,766,488	21,322,956
Net Surplus (Deficit)	378,290	430,639	468,579	764,909
Beginning Fund Balance	1,221,524	1,599,814	2,030,453	2,499,032
Ending Funding Balance	1,599,814	2,030,453	2,499,032	3,263,941

ASSUMPTIONS:

- 1) The average daily attendance (ADA) for the 2025-26 year is projected to be 1,264.42
- 2) Statutory COLA has been set by the state at 2.3%
- 3) 2025-26 Non-recurring revenue is projected (in green) to be \$627,274.98
- 4) Outyear budgets assume one-time categorical funding will be reduced substantially, and that expenses will growh proprtionally with ADA.
- 5) Cost of capital is expected to hold steady, if not slightly decrease.
- 6) All other 2025-26 revenue is a function of ADA.
- 7) FY 2025-26 beginning fund balance at July 1, 2025 \$1,599,814.24
- FY 25.26 projected surplus \$430,638.60
- Projected FY 25.26 Ending Fund Balance \$2,030,452.84

Projected 25.26	ME	Trk B	Trk A	TOTAL
TK-3			357.24	357.24
4-6			272.16	272.16
7-8			196.81	196.81
9-12			169.75	268.47
TOTAL				1,264.42

TOTAL ADA		
FY 24.25	FY 25.26	GROWTH
1,157.40	1,264.42	9.25%

	07/31/2025	08/31/2025	09/30/2025	10/31/2025	11/30/2025	12/31/2025	1/31/2026	02/28/2026	03/31/2026	04/30/2026	05/31/2026	06/30/2026
Cash Balance	1,703,108.78	908,309.26	858,651.22	1,004,496.10	505,542.82	166,282.39	404,328.72	1,188,895.09	1,321,056.15	1,599,686.54	1,092,144.04	957,721.06
Loan Balance	1,000,000.00	1,000,000.00	1,000,000.00	1,000,000.00	500,000.00	0.00	0.00	0.00	0.00	0.00	0.00	0.00

ROUNDS OF BORROWING

7/20/2025 \$1,000,000



**CHARTER SCHOOL
INTERIM FINANCIAL REPORT - ALTERNATIVE FORM**

Reporting Period: Budget Adoption

Charter School Name: Elite Academic Academy
(continued) Mountain Empire
CDS #: 37 68213 0136978
Charter Approving Entity: Mountain Empire Unified
County: San Diego
Charter #: 1924
Fiscal Year: 2025-2026

CERTIFICATION OF FINANCIAL CONDITION

- ☒ **POSITIVE CERTIFICATION**
As the Charter School Official, I certify that based upon current projections this charter will meet its financial obligations for the current fiscal year and subsequent two fiscal years.
- ☐ **QUALIFIED CERTIFICATION**
As the Charter School Official, I certify that based upon current projections this charter may not meet its financial obligations for the current fiscal year or two subsequent fiscal years.
- ☐ **NEGATIVE CERTIFICATION**
As the Charter School Official, I certify that based upon current projections this charter will be unable to meet its financial obligations for the remainder of the current fiscal year or for the subsequent fiscal year.

To the entity that approved the charter school:
(☒) 2025-2026 CHARTER SCHOOL FIRST INTERIM FINANCIAL REPORT -- ALTERNATIVE FORM: This report has been approved, and is hereby filed by the charter school pursuant to *Education Code* Section 47604.33.

Signed: _____ Date: _____
Charter School Official
(Original signature required)

Print Name: Meghan Freeman Title: CEO

To the County Superintendent of Schools:
(☐) 2025-2026 CHARTER SCHOOL FIRST INTERIM FINANCIAL REPORT -- ALTERNATIVE FORM: This report is hereby filed with the County Superintendent pursuant to *Education Code* Section 47604.33.

Signed: _____ Date: _____
Authorized Representative of
Charter Approving Entity
(Original signature required)

Print Name: Dr. Patrick Keeley Title: Superintendent

For additional information on the First Interim Report, please contact:

For Approving Entity:

Alyssa Stoffel

Name

Senior Accountant

Title

619-473-9022 ext 128

Phone

alyssa.stoffel@meusd.org

E-mail

For Charter School:

Adam Woodard

Name

Chief Financial Officer

Title

(866) 354-8302 x735

Phone

awoodard@eliteacademic.com

E-mail

This report has been verified for mathematical accuracy by the County Superintendent of Schools,
pursuant to *Education Code* Section 47604.33.

Date

**CHARTER SCHOOL
INTERIM FINANCIAL REPORT - ALTERNATIVE FORM**
Reporting Period: Budget Adoption

Charter School Name: Elite Academic Academy
(continued) Mountain Empire
CDS #: 37 68213 0136978
Charter Approving Entity: Mountain Empire Unified
County: San Diego
Charter #: 1924
Fiscal Year: 2025-2026

This charter school uses the following basis of accounting:

- ☐ **Accrual Basis** (Applicable Capital Assets / Interest on Long-Term Debt / Long-Term Liabilities objects are 6900, 7438, 9400-9499, and 9660-9669)
☐ **Modified Accrual Basis** (Applicable Capital Outlay / Debt Service objects are 6100-6170, 6200-6500, 7438, and 7439)

Description	Object Code	Adopted Budget - July 1			ADOPTED BUDGET COPIED TO NEXT COLUMN FOR FORMULA PURPOSES			Adopted Budget - July 1		
		Unrestricted	Restricted	Total				Unrestricted	Restricted	Total
A. REVENUES										
1. LCFF Sources										
State Aid - Current Year	8011	12,971,329.00		12,971,329.00			-	12,971,329.00	-	12,971,329.00
Education Protection Account State Aid - Current Year	8012	252,886.00		252,886.00			-	252,886.00	-	252,886.00
State Aid - Prior Years	8019	-		-			-	-	-	-
Transfers to Charter Schools in Lieu of Property Taxes	8096	2,872,798.00		2,872,798.00			-	2,872,798.00	-	2,872,798.00
Other LCFF Transfers	8091, 8097	-		-			-	-	-	-
Total, LCFFSources		16,097,013.00	-	16,097,013.00	-	-	-	16,097,013.00	-	16,097,013.00
2. Federal Revenues										
Every Student Succeeds Act (Title I - V)	8290		145,574.31	145,574.31			-		145,574.31	145,574.31
Special Education - Federal	8181, 8182		183,340.84	183,340.84			-		183,340.84	183,340.84
Child Nutrition - Federal	8220		-	-			-		-	-
Donated Food Commodities	8221		-	-			-		-	-
Other Federal Revenues	8110, 8260-8299		-	-			-		-	-
Total, Federal Revenues		-	328,915.15	328,915.15	-	-	-	-	328,915.15	328,915.15
3. Other State Revenues										
Special Education - State	StateRevSE		1,113,120.96	1,113,120.96			-	-	1,113,120.96	1,113,120.96
All Other State Revenues	StateRevAO	276,239.08	963,694.42	1,239,933.50			-	276,239.08	963,694.42	1,239,933.50
Total, Other State Revenues		276,239.08	2,076,815.38	2,353,054.46	-	-	-	276,239.08	2,076,815.38	2,353,054.46
4. Other Local Revenues										
All Other Local Revenues	LocalRevAO	30,391.42		30,391.42			-	30,391.42		30,391.42
Total, Local Revenues		30,391.42	-	30,391.42	-	-	-	30,391.42	-	30,391.42
5. TOTAL REVENUES										
		16,403,643.50	2,405,730.53	18,809,374.03	-	-	-	16,403,643.50	2,405,730.53	18,809,374.03
B. EXPENDITURES										
1. Certificated Salaries										
Certificated Teachers' Salaries	1100	4,029,776.62	1,190,896.19	5,220,672.81			-	4,029,776.62	1,190,896.19	5,220,672.81
Certificated Pupil Support Salaries	1200	828,796.98		828,796.98			-	828,796.98	-	828,796.98
Certificated Supervisors' and Administrators' Salaries	1300	1,316,774.81		1,316,774.81			-	1,316,774.81	-	1,316,774.81
Other Certificated Salaries	1900	62,552.25		62,552.25			-	62,552.25	-	62,552.25
Total, Certificated Salaries		6,237,900.66	1,190,896.19	7,428,796.85	-	-	-	6,237,900.66	1,190,896.19	7,428,796.85
2. Non-certificated Salaries										
Non-certificated Instructional Aides' Salaries	2100	172,087.53	25,238.07	197,325.60			-	172,087.53	25,238.07	197,325.60
Non-certificated Support Salaries	2200	-		-			-	-	-	-
Non-certificated Supervisors' and Administrators' Sal.	2300	191,295.77		191,295.77			-	191,295.77	-	191,295.77
Clerical and Office Salaries	2400	302,468.06		302,468.06			-	302,468.06	-	302,468.06
Other Non-certificated Salaries	2900	196,787.30		196,787.30			-	196,787.30	-	196,787.30
Total, Non-certificated Salaries		862,638.66	25,238.07	887,876.73	-	-	-	862,638.66	25,238.07	887,876.73
3. Employee Benefits										
STRS	3101-3102	1,207,024.24	177,020.13	1,384,044.37			-	1,207,024.24	177,020.13	1,384,044.37
PERS	3201-3202	-		-			-	-	-	-
OASDI / Medicare / Alternative	3301-3302	153,175.64	22,464.48	175,640.12			-	153,175.64	22,464.48	175,640.12
Health and Welfare Benefits	3401-3402	475,419.33	69,724.19	545,143.52			-	475,419.33	69,724.19	545,143.52
Unemployment Insurance	3501-3502	21,434.49	3,143.55	24,578.04			-	21,434.49	3,143.55	24,578.04
Workers' Compensation Insurance	3601-3602	53,232.24	7,806.95	61,039.19			-	53,232.24	7,806.95	61,039.19
OPEB, Allocated	3701-3702	-		-			-	-	-	-
OPEB, Active Employees	3751-3752	-		-			-	-	-	-
Other Employee Benefits	3901-3902	23,001.32	3,373.33	26,374.65			-	23,001.32	3,373.33	26,374.65
Total, Employee Benefits		1,933,287.26	283,532.63	2,216,819.89	-	-	-	1,933,287.26	283,532.63	2,216,819.89
4. Books and Supplies										
Approved Textbooks and Core Curricula Materials	4100	1,126,735.67	165,245.14	1,291,980.81			-	1,126,735.67	165,245.14	1,291,980.81
Books and Other Reference Materials	4200	-		-			-	-	-	-
Materials and Supplies	4300	59,486.18		59,486.18			-	59,486.18	-	59,486.18
Noncapitalized Equipment	4400	154,641.69	22,679.49	177,321.18			-	154,641.69	22,679.49	177,321.18
Food	4700	-		-			-	-	-	-
Total, Books and Supplies		1,340,863.54	187,924.63	1,528,788.17	-	-	-	1,340,863.54	187,924.63	1,528,788.17
5. Services and Other Operating Expenditures										
Subagreements for Services	5100	-		-			-	-	-	-
Travel and Conferences	5200	226,923.44		226,923.44			-	226,923.44	-	226,923.44
Dues and Memberships	5300	16,029.46		16,029.46			-	16,029.46	-	16,029.46
Insurance	5400	77,421.59		77,421.59			-	77,421.59	-	77,421.59
Operations and Housekeeping Services	5500	10,016.38		10,016.38			-	10,016.38	-	10,016.38
Rentals, Leases, Repairs, and Noncap. Improvements	5600	87,956.64		87,956.64			-	87,956.64	-	87,956.64
Transfers of Direct Costs	5700-5799	-		-			-	-	-	-
Professional/Consulting Services and Operating Expend.	5800	4,896,681.57	718,139.01	5,614,820.58			-	4,896,681.57	718,139.01	5,614,820.58
Communications	5900	165,466.79		165,466.79			-	165,466.79	-	165,466.79
Total, Services and Other Operating Expenditures		5,480,495.87	718,139.01	6,198,634.88	-	-	-	5,480,495.87	718,139.01	6,198,634.88

6. Capital Outlay (Objects 6100-6170, 6200-6500 for modified accrual basis only)									
Land and Land Improvements	6100-6170			-			-		-
Buildings and Improvements of Buildings	6200			-			-		-
Books and Media for New School Libraries or Major Expansion of School Libraries									
Equipment	6300			-			-		-
Equipment Replacement	6400			-			-		-
Depreciation Expense (for accrual basis only)	6500			-			-		-
	6900			-			-		-
Total, Capital Outlay		-	-	-	-	-	-	-	-
7. Other Outgo									
Tuition to Other Schools	7110-7143			-			-		-
Transfers of Pass-through Revenues to Other LEAs	7211-7213			-			-		-
Transfers of Apportionments to Other LEAs - Spec. Ed.	7221-7223SE			-			-		-
Transfers of Apportionments to Other LEAs - All Other	7221-7223AO			-			-		-
All Other Transfers	7281-7299			-			-		-
Transfers of Indirect Costs	7300-7399			-			-		-
Debt Service:									
Interest	7438	117,818.88		117,818.88			-	117,818.88	-
Principal (for modified accrual basis only)	7439			-			-		-
Total, Other Outgo		117,818.88	-	117,818.88	-	-	-	117,818.88	-
8. TOTAL EXPENDITURES									
		15,973,004.87	2,405,730.53	18,378,735.40	-	-	-	15,973,004.87	2,405,730.53
C. EXCESS (DEFICIENCY) OF REVENUES OVER EXPEND. BEFORE OTHER FINANCING SOURCES AND USES (A5-B8)									
		430,638.63	-	430,638.63	-	-	-	430,638.63	-
D. OTHER FINANCING SOURCES / USES									
1. Other Sources	8930-8979			-			-		-
2. Less: Other Uses	7630-7699			-			-		-
3. Contributions Between Unrestricted and Restricted Accounts (must net to zero)	8980-8999			-			-		-
4. TOTAL OTHER FINANCING SOURCES / USES		-	-	-	-	-	-	-	-
E. NET INCREASE (DECREASE) IN FUND BALANCE (C + D4)									
		430,638.63	-	430,638.63	-	-	-	430,638.63	-
F. FUND BALANCE, RESERVES									
1. Beginning Fund Balance									
a. As of July 1	9791	1,599,814.26		1,599,814.26			-	1,599,814.26	
b. Adjustments to Beginning Balance	9793, 9795			-			-		-
c. Adjusted Beginning Balance		1,599,814.26	-	1,599,814.26	-	-	-	1,599,814.26	-
2. Ending Fund Balance, June 30 (E + F.1.c.)		2,030,452.89	-	2,030,452.89	-	-	-	2,030,452.89	-
Components of Ending Fund Balance :									
a. Nonspendable									
Revolving Cash (equals object 9130)	9711			-			-		-
Stores (equals object 9320)	9712			-			-		-
Prepaid Expenditures (equals object 9330)	9713			-			-		-
All Others	9719			-			-		-
b. Restricted	9740			-			-		-
c. Committed									
Stabilization Arrangements	9750			-			-		-
Other Commitments	9760			-			-		-
d. Assigned									
Other Assignments	9780			-			-		-
e. Unassigned/Unappropriated									
Reserve for Economic Uncertainties	9789	958,380.29		958,380.29			-	958,380.29	
Unassigned/Unappropriated Amount	9790	1,072,072.60		1,072,072.60			-	1,072,072.60	

**CHARTER SCHOOL
INTERIM FINANCIAL REPORT - ALTERNATIVE FORM**
Reporting Period: Budget Adoption

Charter School Name: Elite Academic Academy
(continued) Mountain Empire
CDS #: 37 68213 0136978
Charter Approving Entity: Mountain Empire Unified
County: San Diego
Charter #: 1924
Fiscal Year: 2025-2026

					1st Interim vs. Adopted Budget Increase, (Decrease)	
Description	Object Code	7/1 Adopted Budget (X)	Actuals thru 10/31 (Y)	1st Interim Budget (Z)	\$ Difference (Z) vs. (X)	% Change (Z) vs. (X)
A. REVENUES						
1. LCFF/Revenue Limit Sources						
State Aid - Current Year	8011	12,971,329.00	-	12,971,329.00	-	0.00%
Education Protection Account State Aid - Current Year	8012	252,886.00	-	252,886.00	-	0.00%
State Aid - Prior Years	8019	-	-	-	-	
Transfers to Charter Schools Funding in Lieu of Property Taxes	8096	2,872,798.00	-	2,872,798.00	-	0.00%
Other LCFF Transfers	8091, 8097	-	-	-	-	
Total, LCFF Sources		16,097,013.00	-	16,097,013.00	-	0.00%
2. Federal Revenues						
Every Student Succeeds Act (Title I-V)	8290	145,574.31	-	145,574.31	-	0.00%
Special Education - Federal	8181, 8182	183,340.84	-	183,340.84	-	0.00%
Child Nutrition - Federal	8220	-	-	-	-	
Donated Food Commodities	8221	-	-	-	-	
Other Federal Revenues	8110, 8260-8299	-	-	-	-	
Total, Federal Revenues		328,915.15	-	328,915.15	-	0.00%
3. Other State Revenues						
Special Education - State	StateRevSE	1,113,120.96	-	1,113,120.96	-	0.00%
All Other State Revenues	StateRevAO	1,239,933.50	-	1,239,933.50	-	0.00%
Total, Other State Revenues		2,353,054.46	-	2,353,054.46	-	0.00%
4. Other Local Revenues						
All Other Local Revenues	LocalRevAO	30,391.42	-	30,391.42	-	0.00%
Total, Local Revenues		30,391.42	-	30,391.42	-	0.00%

5. TOTAL REVENUES		18,809,374.03	-	18,809,374.03	-	0.00%
B. EXPENDITURES						
1. Certificated Salaries						
Certificated Teachers' Salaries	1100	5,220,672.81	-	5,220,672.81	-	0.00%
Certificated Pupil Support Salaries	1200	828,796.98	-	828,796.98	-	0.00%
Certificated Supervisors' and Administrators' Salaries	1300	1,316,774.81	-	1,316,774.81	-	0.00%
Other Certificated Salaries	1900	62,552.25	-	62,552.25	-	0.00%
Total, Certificated Salaries		7,428,796.85	-	7,428,796.85	-	0.00%
2. Non-certificated Salaries						
Non-certificated Instructional Aides' Salaries	2100	197,325.60	-	197,325.60	-	0.00%
Non-certificated Support Salaries	2200	-	-	-	-	
Non-certificated Supervisors' and Administrators' Sal.	2300	191,295.77	-	191,295.77	-	0.00%
Clerical and Office Salaries	2400	302,468.06	-	302,468.06	-	0.00%
Other Non-certificated Salaries	2900	196,787.30	-	196,787.30	-	0.00%
Total, Non-certificated Salaries		887,876.73	-	887,876.73	-	0.00%
3. Employee Benefits						
STRS	3101-3102	1,384,044.37	-	1,384,044.37	-	0.00%
PERS	3201-3202	-	-	-	-	
OASDI / Medicare / Alternative	3301-3302	175,640.12	-	175,640.12	-	0.00%
Health and Welfare Benefits	3401-3402	545,143.52	-	545,143.52	-	0.00%
Unemployment Insurance	3501-3502	24,578.04	-	24,578.04	-	0.00%
Workers' Compensation Insurance	3601-3602	61,039.19	-	61,039.19	-	0.00%
OPEB, Allocated	3701-3702	-	-	-	-	
OPEB, Active Employees	3751-3752	-	-	-	-	
Other Employee Benefits	3901-3902	26,374.65	-	26,374.65	-	0.00%
Total, Employee Benefits		2,216,819.89	-	2,216,819.89	-	0.00%
4. Books and Supplies						
Approved Textbooks and Core Curricula Materials	4100	1,291,980.81	-	1,291,980.81	-	0.00%
Books and Other Reference Materials	4200	-	-	-	-	
Materials and Supplies	4300	59,486.18	-	59,486.18	-	0.00%
Noncapitalized Equipment	4400	177,321.18	-	177,321.18	-	0.00%
Food	4700	-	-	-	-	
Total, Books and Supplies		1,528,788.17	-	1,528,788.17	-	0.00%
5. Services and Other Operating Expenditures						
Subagreements for Services	5100	-	-	-	-	

Travel and Conferences	5200	226,923.44	-	226,923.44	-	0.00%
Dues and Memberships	5300	16,029.46	-	16,029.46	-	0.00%
Insurance	5400	77,421.59	-	77,421.59	-	0.00%
Operations and Housekeeping Services	5500	10,016.38	-	10,016.38	-	0.00%
Rentals, Leases, Repairs, and Noncap. Improvements	5600	87,956.64	-	87,956.64	-	0.00%
Transfers of Direct Costs	5700-5799	-	-	-	-	
Professional/Consulting Services and Operating Expend.	5800	5,614,820.58	-	5,614,820.58	-	0.00%
Communications	5900	165,466.79	-	165,466.79	-	0.00%
Total, Services and Other Operating Expenditures		6,198,634.88	-	6,198,634.88	-	0.00%
6. Capital Outlay (Objects 6100-6170, 6200-6500 modified accrual basis only)						
Land and Land Improvements	6100-6170	-	-	-	-	
Buildings and Improvements of Buildings	6200	-	-	-	-	
Books and Media for New School Libraries or Major Expansion of School Libraries	6300	-	-	-	-	
Equipment	6400	-	-	-	-	
Equipment Replacement	6500	-	-	-	-	
<i>Depreciation Expense (for accrual basis only)</i>	6900	-	-	-	-	
Total, Capital Outlay		-	-	-	-	
7. Other Outgo						
Tuition to Other Schools	7110-7143	-	-	-	-	
Transfers of Pass-through Revenues to Other LEAs	7211-7213	-	-	-	-	
Transfers of Apportionments to Other LEAs - Spec. Ed.	7221-7223SE	-	-	-	-	
Transfers of Apportionments to Other LEAs - All Other	7221-7223AO	-	-	-	-	
All Other Transfers	7281-7299	-	-	-	-	
Transfers of Indirect Costs	7300-7399	-	-	-	-	
Debt Service:						
Interest	7438	117,818.88	-	117,818.88	-	0.00%
Principal (for modified accrual basis only)	7439	-	-	-	-	
Total, Other Outgo		117,818.88	-	117,818.88	-	0.00%
8. TOTAL EXPENDITURES		18,378,735.40	-	18,378,735.40	-	0.00%
C. EXCESS (DEFICIENCY) OF REVENUES OVER EXPEND. BEFORE OTHER FINANCING SOURCES AND USES (A5-B8)		430,638.63	-	430,638.63	-	0.00%
D. OTHER FINANCING SOURCES / USES						
1. Other Sources	8930-8979	-	-	-	-	
2. Less: Other Uses	7630-7699	-	-	-	-	
3. Contributions Between Unrestricted and Restricted Accounts						

(must net to zero)	8980-8999	-	-	-	-	
4. TOTAL OTHER FINANCING SOURCES / USES		-	-	-	-	
E. NET INCREASE (DECREASE) IN FUND BALANCE (C + D4)		430,638.63	-	430,638.63	-	0.00%
F. FUND BALANCE, RESERVES						
1. Beginning Fund Balance						
a. As of July 1	9791	1,599,814.26	-	1,599,814.26	-	0.00%
b. Adjustments/Restatements	9793, 9795	-	-	-	-	
c. Adjusted Beginning Fund Balance		1,599,814.26	-	1,599,814.26		
2. Ending Fund Balance, June 30 (E + F.1.c.)		2,030,452.89	-	2,030,452.89		
Components of Ending Fund Balance :						
a. Nonspendable						
Revolving Cash (equals object 9130)	9711	-	-	-	-	
Stores (equals object 9320)	9712	-	-	-	-	
Prepaid Expenditures (equals object 9330)	9713	-	-	-	-	
All Others	9719	-	-	-	-	
b. Restricted	9740	-	-	-	-	
c. Committed						
Stabilization Arrangements	9750	-	-	-	-	
Other Commitments	9760	-	-	-	-	
d. Assigned						
Other Assignments	9780	-	-	-	-	
e. Unassigned/Unappropriated						
Reserve for Economic Uncertainties	9789	958,380.29	-	958,380.29	-	0.00%
Unassigned/Unappropriated Amount	9790	1,072,072.60	-	1,072,072.60	-	0.00%

**CHARTER SCHOOL
MULTI-YEAR PROJECTION - ALTERNATIVE FORM
Budget Adoption Report - MYP**

Charter School Name: Elite Academic Academy
(continued) Mountain Empire
CDS #: 37 68213 0136978
Charter Approving Entity: Mountain Empire Unified
County: San Diego
Charter #: 1924
Fiscal Year: 2025-2026

This charter school uses the following basis of accounting:

- ☒ **Accrual Basis** (Applicable Capital Assets / Interest on Long-Term Debt / Long-Term Liabilities objects are 6900, 7438, 9400-9499, and 9660-9669)
☐ **Modified Accrual Basis** (Applicable Capital Outlay / Debt Service objects are 6100-6170, 6200-6500, 7438, and 7439)

Description	Object Code	FY 2025-2026			Totals for 2026-2027	Totals for 2027-2028
		Unrestricted	Restricted	Total		
A. REVENUES						
1. LCFF Sources						
State Aid - Current Year	8011	12,971,329.00	0.00	12,971,329.00	14,236,156.00	15,729,019.00
Education Protection Account State Aid - Current Year	8012	252,886.00	0.00	252,886.00	268,059.16	284,142.71
State Aid - Prior Years	8019	0.00	0.00	0.00	0.00	0.00
Transfers of Charter Schools in Lieu of Property Taxes	8096	2,872,798.00	0.00	2,872,798.00	3,122,281.25	3,309,618.13
Other LCFF Transfers	8091, 8097	0.00	0.00	0.00	0.00	0.00
Total, LCFF Sources		16,097,013.00	0.00	16,097,013.00	17,626,496.41	19,322,779.84
2. Federal Revenues						
Every Student Succeeds Act (Title I - V)	8290	0.00	145,574.31	145,574.31	154,308.77	163,567.29
Special Education - Federal	8181, 8182	0.00	183,340.84	183,340.84	194,341.29	206,001.77
Child Nutrition - Federal	8220	0.00	0.00	0.00		
Donated Food Commodities	8221	0.00	0.00	0.00		
Other Federal Revenues	8110, 8260-8299	0.00	0.00	0.00		
Total, Federal Revenues		0.00	328,915.15	328,915.15	348,650.06	369,569.06
3. Other State Revenues						
Special Education - State	StateRevSE	0.00	1,113,120.96	1,113,120.96	1,179,908.22	1,250,702.71
All Other State Revenues	StateRevAO	276,239.08	963,694.42	1,239,933.50	1,047,798.00	1,110,666.00
Total, Other State Revenues		276,239.08	2,076,815.38	2,353,054.46	2,227,706.22	2,361,368.71
4. Other Local Revenues						
All Other Local Revenues	LocalRevAO	30,391.42	0.00	30,391.42	32,215.00	34,148.00
Total, Local Revenues		30,391.42	0.00	30,391.42	32,215.00	34,148.00
5. TOTAL REVENUES		16,403,643.50	2,405,730.53	18,809,374.03	20,235,067.69	22,087,865.61
B. EXPENDITURES						
1. Certificated Salaries						
Certificated Teachers' Salaries	1100	4,029,776.62	1,190,896.19	5,220,672.81	5,672,261.01	6,192,974.57
Certificated Pupil Support Salaries	1200	828,796.98	0.00	828,796.98	900,487.92	983,152.71
Certificated Supervisors' and Administrators' Salaries	1300	1,316,774.81	0.00	1,316,774.81	1,430,675.83	1,562,011.87
Other Certificated Salaries	1900	62,552.25	0.00	62,552.25	67,963.02	74,202.02
Total, Certificated Salaries		6,237,900.66	1,190,896.19	7,428,796.85	8,071,387.78	8,812,341.18
2. Non-certificated Salaries						
Non-certificated Instructional Aides' Salaries	2100	172,087.53	25,238.07	197,325.60	214,394.26	234,075.66
Non-certificated Support Salaries	2200	0.00	0.00	0.00	-	0.00
Non-certificated Supervisors' and Administrators' Sal.	2300	191,295.77	0.00	191,295.77	207,842.85	226,922.83
Clerical and Office Salaries	2400	302,468.06	0.00	302,468.06	328,631.55	358,799.92
Other Non-certificated Salaries	2900	196,787.30	0.00	196,787.30	213,809.40	233,437.10
Total, Non-certificated Salaries		862,638.66	25,238.07	887,876.73	964,678.07	1,053,235.51
3. Employee Benefits						
STRS	3101-3102	1,207,024.24	177,020.13	1,384,044.37	1,503,764.21	1,641,809.76
PERS	3201-3202	0.00	0.00	0.00	-	0.00
OASDI / Medicare / Alternative	3301-3302	153,175.64	22,464.48	175,640.12	190,832.99	208,351.46
Health and Welfare Benefits	3401-3402	475,419.33	69,724.19	545,143.52	592,298.43	646,671.43
Unemployment Insurance	3501-3502	21,434.49	3,143.55	24,578.04	26,704.04	29,155.47
Workers' Compensation Insurance	3601-3602	53,232.24	7,806.95	61,039.19	66,319.08	72,407.17
OPEB, Allocated	3701-3702	0.00	0.00	0.00	-	0.00
OPEB, Active Employees	3751-3752	0.00	0.00	0.00	-	0.00
Other Employee Benefits	3901-3902	23,001.32	3,373.33	26,374.65	28,656.06	31,286.68

Description	Object Code	FY 2025-2026			Totals for 2026-2027	Totals for 2027-2028
		Unrestricted	Restricted	Total		
Total, Employee Benefits		1,933,287.26	283,532.63	2,216,819.89	2,408,574.81	2,629,681.98
4. Books and Supplies						
Approved Textbooks and Core Curricula Materials	4100	1,126,735.67	165,245.14	1,291,980.81	1,369,499.66	1,451,669.64
Books and Other Reference Materials	4200	0.00	0.00	0.00	0.00	0.00
Materials and Supplies	4300	59,486.18	0.00	59,486.18	63,055.35	66,838.67
Noncapitalized Equipment	4400	154,641.69	22,679.49	177,321.18	187,960.45	199,238.08
Food	4700	0.00	0.00	0.00	0.00	0.00
Total, Books and Supplies		1,340,863.54	187,924.63	1,528,788.17	1,620,515.46	1,717,746.39
5. Services and Other Operating Expenditures						
Subagreements for Services	5100	0.00	0.00	0.00	0.00	0.00
Travel and Conferences	5200	226,923.44	0.00	226,923.44	240,538.85	254,971.18
Dues and Memberships	5300	16,029.46	0.00	16,029.46	16,991.23	18,010.70
Insurance	5400	77,421.59	0.00	77,421.59	82,066.89	86,990.90
Operations and Housekeeping Services	5500	10,016.38	0.00	10,016.38	10,617.36	11,254.40
Rentals, Leases, Repairs, and Noncap. Improvements	5600	87,956.64	0.00	87,956.64	93,234.04	98,828.08
Transfers of Direct Costs	5700-5799	0.00	0.00	0.00	0.00	0.00
Professional/Consulting Services and Operating Expend.	5800	4,896,681.57	718,139.01	5,614,820.58	5,951,709.81	6,308,812.40
Communications	5900	165,466.79	0.00	165,466.79	175,394.80	185,918.49
Total, Services and Other Operating Expenditures		5,480,495.87	718,139.01	6,198,634.88	6,570,552.97	6,964,786.15
6. Capital Outlay (Obj. 6100-6170, 6200-6500 for mod. accr. basis only)						
Land and Land Improvements	6100-6170	0.00	0.00	0.00	0.00	0.00
Buildings and Improvements of Buildings	6200	0.00	0.00	0.00	0.00	0.00
Books and Media for New School Libraries or Major Expansion of School Libraries	6300	0.00	0.00	0.00	0.00	0.00
Equipment	6400	0.00	0.00	0.00	0.00	0.00
Equipment Replacement	6500	0.00	0.00	0.00	0.00	0.00
Depreciation Expense (for accrual basis only)	6900	0.00	0.00	0.00	0.00	0.00
Total, Capital Outlay		0.00	0.00	0.00	0.00	0.00
7. Other Outgo						
Tuition to Other Schools	7110-7143	0.00	0.00	0.00	0.00	0.00
Transfers of Pass-through Revenues to Other LEAs	7211-7213	0.00	0.00	0.00	0.00	0.00
Transfers of Apportionments to Other LEAs - Spec. Ed.	7221-7223SE	0.00	0.00	0.00	0.00	0.00
Transfers of Apportionments to Other LEAs - All Other	7221-7223AO	0.00	0.00	0.00	0.00	0.00
All Other Transfers	7280-7299	0.00	0.00	0.00	0.00	0.00
Transfers of Indirect Costs	7300-7399	0.00	0.00	0.00	0.00	0.00
Debt Service:						
Interest	7438	117,818.88	0.00	117,818.88	130,779.00	145,165.00
Principal (for modified accrual basis only)	7439	0.00	0.00	0.00	0.00	0.00
Total, Other Outgo		117,818.88	0.00	117,818.88	130,779.00	145,165.00
8. TOTAL EXPENDITURES		15,973,004.87	2,405,730.53	18,378,735.40	19,766,488.09	21,322,956.21
C. EXCESS (DEFICIENCY) OF REVENUES OVER EXPEND. BEFORE OTHER FINANCING SOURCES AND USES (A5-B8)		430,638.63	0.00	430,638.63	468,579.60	764,909.40

Description	Object Code	FY 2025-2026			Totals for 2026-2027	Totals for 2027-2028
		Unrestricted	Restricted	Total		
D. OTHER FINANCING SOURCES / USES						
1. Other Sources	8930-8979	0.00	0.00	0.00		
2. Less: Other Uses	7630-7699	0.00	0.00	0.00		
3. Contributions Between Unrestricted and Restricted Accounts (must net to zero)	8980-8999	0.00	0.00	0.00		
4. TOTAL OTHER FINANCING SOURCES / USES		0.00	0.00	0.00	0.00	0.00
E. NET INCREASE (DECREASE) IN FUND BALANCE (C + D4)		430,638.63	0.00	430,638.63	468,579.60	764,909.40
F. FUND BALANCE, RESERVES						
1. Beginning Fund Balance						
a. As of July 1	9791	1,599,814.26	0.00	1,599,814.26	2,030,452.89	2,499,032.49
b. Adjustments/Restatements	9793, 9795	0.00	0.00	0.00		
c. Adjusted Beginning Balance		1,599,814.26	0.00	1,599,814.26	2,030,452.89	2,499,032.49
2. Ending Fund Balance, June 30 (E + F.1.c.)		2,030,452.89	0.00	2,030,452.89	2,499,032.49	3,263,941.89
Components of Ending Fund Balance:						
a. Nonspendable						
Revolving Cash (equals object 9130)	9711	0.00	0.00	0.00		
Stores (equals object 9320)	9712	0.00	0.00	0.00		
Prepaid Expenditures (equals object 9330)	9713	0.00	0.00	0.00		
All Others	9719	0.00	0.00	0.00		

Description	Object Code	FY 2025-2026			Totals for 2026-2027	Totals for 2027-2028
		Unrestricted	Restricted	Total		
b. Restricted	9740		0.00	0.00		
c. Committed						
Stabilization Arrangements	9750	0.00	0.00	0.00		
Other Commitments	9760	0.00	0.00	0.00		
d. Assigned						
Other Assignments	9780	0.00	0.00	0.00		
e. Unassigned/Unappropriated						
Reserve for Economic Uncertainties	9789	958,380.29	0.00	958,380.29	1,185,989.29	1,279,377.37
Unassigned/Unappropriated Amount	9790	1,072,072.60	0.00	1,072,072.60	1,313,043.21	1,984,564.52

Cash Flow Worksheet

2025/26

		July	August	September	October	November	December	January	February	March	April	May	June	Accruals	TOTAL
Actual or Projected		Projected	Projected	Projected	Projected	Projected	Projected	Projected	Projected	Projected	Projected	Projected	Projected	Projected	
A. BEGINNING CASH	9110	68,573	1,703,109	908,309	858,651	1,004,496	505,543	166,282	404,329	1,188,895	1,321,056	1,599,687	1,092,144		
B. RECEIPTS															
LCFF Sources															
State Aid, EPA	8011-8019	543,108	543,108	1,030,973	977,595	977,595	1,030,972	977,595	1,491,131	1,578,677	1,491,131	1,491,131	1,091,198	0	13,224,215
In Lieu Property Taxes	8096	0	144,033	288,065	192,043	192,043	192,019	234,729	234,729	0	485,501	0	909,636	0	2,672,798
Other LCFF/Revenue Limit Transfers	8091, 8097														0
Federal Revenue	8100-8209	0	0	0	0	0	0	0	112,962	0	0	0	0	0	215,923
Other State Revenue	8300-8599	351,889	56,047	100,885	17,538	135,620	103,142	280,704	20,855	356,518	145,776	145,776	559,699	98,603	2,383,054
Other Local Revenue	8600-8799	3,105	0	2,542	11,713	0	2,308	2,289	3,124	0	2,749	0	2,561	0	30,391
All Other Financing Sources	8800-8979														0
Other Receipts/Non-Revenue															0
TOTAL RECEIPTS		898,103	743,188	1,422,466	1,198,889	1,305,259	1,328,441	1,475,317	1,862,832	1,935,196	2,125,157	1,636,907	2,563,094	314,526	18,809,373
C. DISBURSEMENTS															
Certificated Salaries	1000-1999	665,779	718,128	589,510	589,510	589,510	638,230	589,510	589,510	589,510	589,510	589,510	638,230	52,349	7,428,797
Classified Salaries	2000-2999	57,400	81,582	72,471	72,471	72,471	72,471	72,471	72,471	72,471	72,471	72,471	72,471	24,182	887,877
Employee Benefits	3000-3999	189,439	206,771	178,225	178,225	178,225	188,739	178,225	178,225	178,225	178,225	178,225	188,739	17,332	2,162,820
Books and Supplies	4000-4999	227,377	170,594	327,952	65,336	38,502	76,382	75,387	66,127	93,804	133,351	40,995	212,983		1,528,788
Services and Operating Expenditures	5000-5999	1,143,920	518,160	395,866	752,831	442,638	508,066	475,618	551,759	563,133	479,622	1,776,419	(1,408,398)		6,198,635
Capital Outlay	6000-6999														0
Other Outgo	7000-7499	0	116,812	0	0	0	0	0	170	82	312	442,75	0	0	117,819
All Other Financing Uses	7500-7699														0
Other Disbursements/ Non Expenditures															0
TOTAL DISBURSEMENTS		2,283,915	1,812,046	1,564,025	1,658,374	1,321,346	1,483,887	1,391,212	1,458,263	1,497,225	1,453,491	2,657,063	(295,075)	93,864	18,378,736
D. PRIOR YEAR TRANSACTIONS, Other			0	0	0	20,261		0	0	11,070	0	0	13,884		2,065,718
Accounts Receivable	9200-9399	1,816,362			0	90,257									
Accounts Payable	9400-9699														
(Liabilities, Including Deferred	9699	1,203,986	274,058	91,901	515,073	(503,127)	(183,814)	153,941	268,028	(305,810)	(393,036)	498,729	(3,007,375)		(1,196,546)
TOTAL PRIOR YEAR TRANSACTIONS, Other		3,020,348	274,058	91,901	605,330	(482,866)	(183,814)	153,941	239,998	(305,810)	(393,036)	512,613	(2,993,492)	0	3,452,265
E. NET INCREASE/DECREASE		1,634,536	(794,800)	(49,658)	145,845	(498,953)	(339,260)	238,064	784,566	132,161	278,630	(507,543)	(134,423)	220,662	3,882,902
F. ENDING CASH (A + E)		1,703,109	908,309	858,651	1,004,496	505,543	166,282	404,329	1,188,895	1,321,056	1,599,687	1,092,144	957,721		
G. ENDING CASH, PLUS ACCRUALS															957,721

LCFF CALCULATOR

136978

NO

Charter

5/23/2025

5 digit District code or 7 digit School code (from the CDS code)

Is this calculation for a new charter school? (select from drop down list)

Projection Type

Projection Date

LEA: Elite Academic Academy - Mountain Empire

Projection Title: FY 25.26 Adopted Budget

Created by: Adam Woodard

Email: awoodard@eliteac-academic.com

Phone: 866-354-8302 x735

DATA ONLY - NO CALCULATIONS				PY3	PY2	PY1	CY	CY1	CY2	CY3	CY4			
Elite Academic Academy - Mountain Empire (136978)				2019-20	2020-21	2021-22	2022-23	2023-24	2024-25	2025-26	2026-27	2027-28	2028-29	2029-30
(1) UNIVERSAL ASSUMPTIONS														
Supplemental Grant %				20.00%	20.00%	20.00%	20.00%	20.00%	20.00%	20.00%	20.00%	20.00%	20.00%	20.00%
Concentration Grant (>55% population)				65.00%	65.00%	65.00%	65.00%	65.00%	65.00%	65.00%	65.00%	65.00%	65.00%	65.00%
Statutory COLA & Augmentation/Suspension <small>(prefilled as calculated by the Department of Finance, DOF)</small>				13.26%	8.22%	1.07%	2.30%	3.02%	3.42%	3.42%	3.31%	3.24%	3.24%	3.24%
Statutory COLA				6.56%	8.22%	1.07%	2.30%	3.02%	3.42%	3.42%	3.31%	3.24%	3.24%	3.24%
Augmentation/(COLA Suspension)				6.70%	0.00%	0.00%	0.00%	0.00%	0.00%	0.00%	0.00%	0.00%	0.00%	0.00%
Base Grant Proration Factor (deficit)				0.00%	0.00%	0.00%	0.00%	0.00%	0.00%	0.00%	0.00%	0.00%	0.00%	0.00%
Add-on, ERT & MSA Proration Factor				0.00%	0.00%	0.00%	0.00%	0.00%	0.00%	0.00%	0.00%	0.00%	0.00%	0.00%
Transitional Kindergarten Add-on <small>(2022-23 forward)</small>				\$ 2,813	\$ 3,044	\$ 3,077	\$ 3,148	\$ 3,243	\$ 3,354	\$ 3,465	\$ 3,577			
EPA Entitlement as % of statewide adjusted Revenue Limit (P-2)				12.74780911%	21.98880689%	28.19204594%	28.19204594%	28.19204594%	28.19204594%	28.19204594%	28.19204594%	28.19204594%	28.19204594%	28.19204594%
EPA Entitlement as % of statewide adjusted Revenue Limit (Annual)				12.84814107%	22.03836064%	28.19204594%	28.19204594%	28.19204594%	28.19204594%	28.19204594%	28.19204594%	28.19204594%	28.19204594%	28.19204594%
Local EPA Accrual				\$ -	\$ -	\$ -	\$ -	\$ -	\$ -	\$ -	\$ -	\$ -	\$ -	\$ -
(2) CHARTER SCHOOL DATA ELEMENTS REQUIRED TO CALCULATE THE LCFF														
NEW CHARTER SCHOOLS														
New Charter School Name:														
Year that charter starts operation (select from drop down list):														
(a) TRANSFER OF IN-LIEU PROPERTY TAX														
Note: Charter schools should contact sponsoring district(s) for in-lieu estimate														
I-4 In-Lieu of Property Tax				2,129,944	2,252,667	2,696,217	2,945,548	3,122,281	3,309,618	3,508,195	3,718,687			
(b) UNDUPLICATED PUPIL PERCENTAGE (UPP)														
A-1, A-2, A-3 Enrollment				614	675	817	853	1,045	1,142	1,210	1,283	1,360	1,441	
B-1, B-2, B-3 Unduplicated Pupil Count				247	281	339	364	500	546	578	613	650	689	
Single Year Unduplicated Pupil Percentage						41.49%	42.67%	47.80%	47.80%	47.80%	47.80%	47.80%	47.80%	47.80%
C-1 Unduplicated Pupil Percentage (%) - 3 Year Rolling Percentage						41.17%	41.96%	44.29%	46.36%	47.80%	47.80%	47.80%	47.80%	47.80%
(c) CONCENTRATION GRANT FUNDING LIMITATION: District of Physical Location														
Enter the unduplicated pupil percentage (UPP) of the district where the charter school is physically located. If the charter school has a physical location within the boundaries of more than one district, enter the highest district UPP of all locations.														
D-3 Unduplicated Pupil Percentage (%)				66.00%	67.35%	67.02%	67.02%	67.02%	67.02%	67.02%	67.02%	67.02%	67.02%	67.02%
Unduplicated Pupil Percentage: Supplemental Grant				41.17%	41.96%	44.29%	46.36%	47.80%	47.80%	47.80%	47.80%	47.80%	47.80%	47.80%
Unduplicated Pupil Percentage: Concentration Grant				41.17%	41.96%	44.29%	46.36%	47.80%	47.80%	47.80%	47.80%	47.80%	47.80%	47.80%
(d) AVERAGE DAILY ATTENDANCE (ADA)														
ADA used for the Transitional Kindergarten Add-on ONLY:														
G-4 TK (NEW beginning 2022-23)				38.50	21.07	50.72	55.41	58.73	62.26	65.99	69.95			
ADA used for Base, Supplemental and Concentration Grant Calculations: Enter P2 Data - Note: Charter School ADA is always funded on current year														
B-1 Grades TK-3				294.74	288.24	327.00	357.24	378.67	401.39	425.48	451.01			
B-2 Grades 4-6				201.65	209.71	249.12	272.16	288.49	305.80	324.15	343.60			
B-3 Grades 7-8				118.40	137.71	180.15	196.81	208.62	221.14	234.40	248.47			
B-4 Grades 9-12				314.87	341.53	401.13	438.22	464.51	492.38	521.93	553.24			
SUBTOTAL ADA				929.66	977.19	1,157.40	1,264.43	1,340.30	1,420.71	1,505.96	1,596.31			
RATIO: ADA to Enrollment				1.14	1.15	1.11	1.11	1.11	1.11	1.11	1.11			
(e) OTHER LCFF ADJUSTMENTS														
Miscellaneous Adjustments (line H-2), include adjustments for audit penalties and special legislation. Adjustments can be positive or negative. Minimum State Aid Adjustments (line J-5), captures adjustments for audit penalties and special legislation. Adjustments can be positive or negative.														
H-2 Miscellaneous Adjustments				\$ -	\$ -	\$ -								
J-4 Minimum State Aid Adjustments				\$ -	\$ -	\$ -								
(3) SCHOOL DISTRICT DATA ELEMENTS REQUIRED TO CALCULATE THE LCFF														
(a) GENERAL QUESTIONS														
Is your district required to transfer in-lieu taxes to a charter school?				YES										
Does your district have a necessary small school?				YES										
(b) K-3 GRADE SPAN ADJUSTMENT FUNDING DETERMINATION														
Did your district meet the requirements of funding?				YES	YES	YES	YES	YES	YES	YES	YES	YES	YES	YES
(c) PROPERTY TAXES														
C-1 Estimated Property Taxes (excluding RDA)				\$ -	\$ -	\$ -								
B-5 Redevelopment Agency Local Revenue				\$ -	\$ -	\$ -								
Less In-Lieu Property Tax Transfer				\$ -	\$ -	\$ -	\$ -	\$ -	\$ -	\$ -	\$ -	\$ -	\$ -	\$ -

Elite Academic Academy - Mountain Empire (136978)			2019-20	2020-21	2021-22	2022-23	2023-24	2024-25	2025-26	2026-27	2027-28	2028-29	2029-30
Total Local Revenue			\$ - \$ - \$ - \$ - \$ - \$ - \$ - \$ -										
(d) OTHER LCFF ADJUSTMENTS													
If applicable, enter adjustments for special legislation, instructional time penalties, and class size penalties populated from the Class Size Penalties exhibit. Adjustments can be positive or negative.													
A-2	Miscellaneous Adjustments		\$ -	\$ -	\$ -								
A-5	Minimum State Aid Adjustments		\$ -	\$ -	\$ -								
(e) UNDUPLICATED PUPIL PERCENTAGE													
A-1 / A-3	District Enrollment		-	-	-	-	-	-	-	-	-	-	-
A-2 / A-4	COE Enrollment		-	-	-	-	-	-	-	-	-	-	-
Total Enrollment			-	-	-	-	-	-	-	-	-	-	-
B-1 / B-3	District Unduplicated Pupil Count		-	-	-	-	-	-	-	-	-	-	-
B-2 / B-4	COE Unduplicated Pupil Count		-	-	-	-	-	-	-	-	-	-	-
Total Unduplicated Pupil Count			-	-	-	-	-	-	-	-	-	-	-
Single Year Unduplicated Pupil Percentage						0.00%	0.00%	0.00%	0.00%	0.00%	0.00%	0.00%	0.00%
Unduplicated Pupil Percentage (%) - 3 Year Rolling Percentage						0.00%	0.00%	0.00%	0.00%	0.00%	0.00%	0.00%	0.00%
(f) AVERAGE DAILY ATTENDANCE (ADA)													
ADA used for the Transitional Kindergarten Add-on ONLY:													
G-10	TK (Commencing in 2022-23)					-	-	-					
ADA used for Base, Supplemental and Concentration Grant Calculations:													
Enter ADA by grade span. The calculator will determine the most advantageous funding option for each year's funding calculation.													
B-1, D-5	Current Year ADA: (P-2, Necessary Small Schools, Annual for Special Day Class Extended Year)												
Grades TK-3			-	-	-	-	-	-					
Grades 4-6			-	-	-	-	-	-					
Grades 7-8			-	-	-	-	-	-					
Grades 9-12			-	-	-	-	-	-					
TOTAL CURRENT YEAR ADA			-	-	-	-	-	-	-	-	-	-	-
D-9, E-1	Nonpublic School, NPS-Licensed Children Institutions, Community Day School: (Annual)												
Grades TK-3						-	-	-					
Grades 4-6						-	-	-					
Grades 7-8						-	-	-					
Grades 9-12						-	-	-					
TOTAL NPS-CDS (Annual)						-	-	-	-	-	-	-	-
District Basic Aid ADA funded outside of the LCFF (Court Ordered, Voluntary Tr. & Open Enrollment)													
(For calculating EPA only; this ADA is not included in the LCFF funding calculation).													
DISTRICT TOTAL						-	-	-	-	-	-	-	-
County Operated Programs, e.g. Community School, Special Ed: (P-2 / Annual)													
Grades TK-3						-	-	-					
Grades 4-6						-	-	-					
Grades 7-8						-	-	-					
Grades 9-12						-	-	-					
COUNTY TOTAL						-	-	-	-	-	-	-	-
RATIO: District ADA-to-Enrollment						0.00%	0.00%	0.00%	0.00%	0.00%	0.00%	0.00%	0.00%
RATIO: County ADA-to-Enrollment						0.00%	0.00%	0.00%	0.00%	0.00%	0.00%	0.00%	0.00%
(g) PRIOR YEAR GUARANTEE ADJUSTMENT FOR CHARTER SHIFT													
If applicable, enter prior year ADA for students transferring into or out of district schools and <u>district-sponsored</u> charter schools. Report the prior year ADA for these students in the current year field, using the grade span the students were enrolled in during the prior year(s). NOTE: *Legislative requiring the charter shift adjustment was suspended in fiscal years 2020-21 and 2021-22, no prior year ADA should be entered for these years.													
	Prior year	Source: Principal Apportionment Data Collection, P-2 Attendance School District Form	2019-20 ADA shift (no data reported in 2020-21)*	2020-21 ADA shift (no data reported in 2021-22)*	2021-22 ADA shift reported in 2022-23 PADCC ADA report	2022-23 ADA shift reported in 2023-24 PADCC ADA report	2023-24 ADA shift reported in 2024-25 PADCC ADA report	2024-25 ADA shift reported in 2025-26 PADCC ADA report	2025-26 ADA shift reported in 2026-27 PADCC ADA report	2026-27 ADA shift reported in 2027-28 PADCC ADA report	2027-28 ADA shift reported in 2028-29 PADCC ADA report	2028-29 ADA shift reported in 2029-30 PADCC ADA report	
A-19	Grades TK-3	Prior year Charter School Shift Increase of ADA for students who attended district sponsored charter schools in the prior year and attended district schools in the current year	-	-	-	-	-	-	-	-	-	-	
	Grades 4-6		-	-	-	-	-	-	-	-	-	-	
	Grades 7-8		-	-	-	-	-	-	-	-	-	-	
	Grades 9-12		-	-	-	-	-	-	-	-	-	-	
TOTAL			-	-	-	-	-	-	-	-	-	-	
A-20	Grades TK-3	Prior year Charter School Shift Decrease of ADA for students who attended district schools in the prior year and attended district sponsored charter schools in the current year	-	-	-	-	-	-	-	-	-	-	
	Grades 4-6		-	-	-	-	-	-	-	-	-	-	
	Grades 7-8		-	-	-	-	-	-	-	-	-	-	
	Grades 9-12		-	-	-	-	-	-	-	-	-	-	
TOTAL			-	-	-	-	-	-	-	-	-	-	
Net Increase/(decrease) to prior year ADA			-	-	-	-	-	-	-	-	-	-	
(4) NECESSARY SMALL SCHOOLS ADA													
For each school that is eligible to be funded as a necessary small school in the year NSS funding is anticipated, enter ADA and FTE for the current and three prior years.													
1	NSS #1	School Code:											
A-2, A-12	Current Year P2 ADA:	Grades TK-3	-	-	-	-	-	-	-	-	-	-	
A-3, A-13		Grades 4-6	-	-	-	-	-	-	-	-	-	-	
A-4, A-14		Grades 7-8	-	-	-	-	-	-	-	-	-	-	
B-2, B-6		Grades 9-12	-	-	-	-	-	-	-	-	-	-	
TOTAL			-	-	-	-	-	-	-	-	-	-	
A-1, A-11, B-1, B-5	Number of FTE (round up to the full FTE)		-	-	-	-	-	-	-	-	-	-	
Is this school eligible for NSS funding?						Eligible	Eligible	Eligible	Eligible	Eligible	Eligible	Eligible	
Type of school						Not NSS	Not NSS	Not NSS	Not NSS	Not NSS	Not NSS	Not NSS	
Best funding option calculated is:						LCFF	LCFF	LCFF	LCFF	LCFF	LCFF	LCFF	
Select funding method:						LCFF	LCFF	LCFF	Select method	Select method	Select method	Select method	

Elite Academic Academy - Mountain Empire (136978)

2019-20202020-212021-222022-232023-242024-252025-262026-272027-282028-292029-30

2NSS #2

Current Year P2 ADA:

Grades TK-3

Grades 4-6

Grades 7-8

Grades 9-12

TOTAL

A-2, A-12

A-3, A-13

A-4, A-14

B-2, B-6

Number of FTE (round up to the full FTE)

Is this school eligible for NSS funding?

Type of school

Best funding option calculated is:

Select funding method:

Eligible

Eligible

Eligible

Eligible

Eligible

Eligible

Eligible

Eligible

Eligible

Eligible

Eligible

3NSS #3

Current Year P2 ADA:

Grades TK-3

Grades 4-6

Grades 7-8

Grades 9-12

TOTAL

A-2, A-12

A-3, A-13

A-4, A-14

B-2, B-6

Number of FTE (round up to the full FTE)

Is this school eligible for NSS funding?

Type of school

Best funding option calculated is:

Select funding method:

Eligible

Eligible

Eligible

Eligible

Eligible

Eligible

Eligible

Eligible

Eligible

Eligible

Eligible

4NSS #4

Current Year P2 ADA:

Grades TK-3

Grades 4-6

Grades 7-8

Grades 9-12

TOTAL

A-2, A-12

A-3, A-13

A-4, A-14

B-2, B-6

Number of FTE (round up to the full FTE)

Is this school eligible for NSS funding?

Type of school

Best funding option calculated is:

Select funding method:

Eligible

Eligible

Eligible

Eligible

Eligible

Eligible

Eligible

Eligible

Eligible

Eligible

Eligible

5NSS #5

Current Year P2 ADA:

Grades TK-3

Grades 4-6

Grades 7-8

Grades 9-12

TOTAL

A-2, A-12

A-3, A-13

A-4, A-14

B-2, B-6

Number of FTE (round up to the full FTE)

Is this school eligible for NSS funding?

Type of school

Best funding option calculated is:

Select funding method:

Eligible

Eligible

Eligible

Eligible

Eligible

Eligible

Eligible

Eligible

Eligible

Eligible

Eligible

(5) IN-LIEU OF PROPERTY TAX CALCULATION FOR CHARTER SCHOOLS

Complete either section (a) or (b)

(a) ALTERNATIVE CALCULATION TOOL

Use this section to override the calculated in-lieu of property tax results.

1. Clear the prepopulated number '1' from the box located to the right

2. Local calculation of total in-lieu property taxes

(b) IN-LIEU TAX CALCULATION BY CHARTER SCHOOL (Note: Charters MUST be numbered to bring results into the District In-Lieu Taxes tab)

Enter the name and ADA for each charter school. Basic Aid districts are required to transfer in-lieu taxes based on grade span funding rates. To reduce data entry, non-basic aid districts can enter the total ADA for each year into a single grade span.

1Charter NameCharter ADA by grade spanGrades K-3Grades 4-6Grades 7-8Grades 9-12Total ADA

2Charter NameCharter ADA by grade spanGrades K-3Grades 4-6Grades 7-8Grades 9-12Total ADA

3Charter NameCharter ADA by grade spanGrades K-3Grades 4-6Grades 7-8

6/8/2025 11:00 PM

FCMAT
FISCAL OPERATIONS & MANAGEMENT
ANNUAL BUDGET YEAR

FY26_EAA_ME_Budget_LCFF Calculator.xlsx
Data Entry page 3 of 8

Elite Academic Academy - Mountain Empire (136978)		2019-20	2020-21	2021-22	2022-23	2023-24	2024-25	2025-26	2026-27	2027-28	2028-29	2029-30
	Grades 9-12											
	Total ADA	-										
4	Charter Name											
	Charter ADA by grade span											
	Grades K-3											
	Grades 4-6											
	Grades 7-8											
	Grades 9-12											
	Total ADA	-										
5	Charter Name											
	Charter ADA by grade span											
	Grades K-3											
	Grades 4-6											
	Grades 7-8											
	Grades 9-12											
	Total ADA	-										
6	Charter Name											
	Charter ADA by grade span											
	Grades K-3											
	Grades 4-6											
	Grades 7-8											
	Grades 9-12											
	Total ADA	-										
7	Charter Name											
	Charter ADA by grade span											
	Grades K-3											
	Grades 4-6											
	Grades 7-8											
	Grades 9-12											
	Total ADA	-										
8	Charter Name											
	Charter ADA by grade span											
	Grades K-3											
	Grades 4-6											
	Grades 7-8											
	Grades 9-12											
	Total ADA	-										
9	Charter Name											
	Charter ADA by grade span											
	Grades K-3											
	Grades 4-6											
	Grades 7-8											
	Grades 9-12											
	Total ADA	-										
10	Charter Name											
	Charter ADA by grade span											
	Grades K-3											
	Grades 4-6											
	Grades 7-8											
	Grades 9-12											
	Total ADA	-										
11	Charter Name											
	Charter ADA by grade span											
	Grades K-3											
	Grades 4-6											
	Grades 7-8											
	Grades 9-12											
	Total ADA	-										
12	Charter Name											
	Charter ADA by grade span											
	Grades K-3											
	Grades 4-6											
	Grades 7-8											
	Grades 9-12											
	Total ADA	-										
13	Charter Name											
	Charter ADA by grade span											
	Grades K-3											
	Grades 4-6											
	Grades 7-8											
	Total ADA	-										

Elite Academic Academy - Mountain Empire (136978)		2019-20	2020-21	2021-22	2022-23	2023-24	2024-25	2025-26	2026-27	2027-28	2028-29	2029-30
	Grades 9-12											
	Total ADA				-	-	-	-	-	-	-	-
14	Charter Name											
	Charter ADA by grade span											
	Grades K-3											
	Grades 4-6											
	Grades 7-8											
	Grades 9-12											
	Total ADA				-	-	-	-	-	-	-	-
15	Charter Name											
	Charter ADA by grade span											
	Grades K-3											
	Grades 4-6											
	Grades 7-8											
	Grades 9-12											
	Total ADA				-	-	-	-	-	-	-	-
16	Charter Name											
	Charter ADA by grade span											
	Grades K-3											
	Grades 4-6											
	Grades 7-8											
	Grades 9-12											
	Total ADA				-	-	-	-	-	-	-	-
17	Charter Name											
	Charter ADA by grade span											
	Grades K-3											
	Grades 4-6											
	Grades 7-8											
	Grades 9-12											
	Total ADA				-	-	-	-	-	-	-	-
18	Charter Name											
	Charter ADA by grade span											
	Grades K-3											
	Grades 4-6											
	Grades 7-8											
	Grades 9-12											
	Total ADA				-	-	-	-	-	-	-	-
19	Charter Name											
	Charter ADA by grade span											
	Grades K-3											
	Grades 4-6											
	Grades 7-8											
	Grades 9-12											
	Total ADA				-	-	-	-	-	-	-	-
20	Charter Name											
	Charter ADA by grade span											
	Grades K-3											
	Grades 4-6											
	Grades 7-8											
	Grades 9-12											
	Total ADA				-	-	-	-	-	-	-	-
21	Charter Name											
	Charter ADA by grade span											
	Grades K-3											
	Grades 4-6											
	Grades 7-8											
	Grades 9-12											
	Total ADA				-	-	-	-	-	-	-	-
22	Charter Name											
	Charter ADA by grade span											
	Grades K-3											
	Grades 4-6											
	Grades 7-8											
	Grades 9-12											
	Total ADA				-	-	-	-	-	-	-	-
23	Charter Name											
	Charter ADA by grade span											
	Grades K-3											
	Grades 4-6											
	Grades 7-8											

Elite Academic Academy - Mountain Empire (136978)		2019-20	2020-21	2021-22	2022-23	2023-24	2024-25	2025-26	2026-27	2027-28	2028-29	2029-30
	Grades 9-12											
	Total ADA	-										
24	Charter Name											
	Charter ADA by grade span											
	Grades K-3											
	Grades 4-6											
	Grades 7-8											
	Grades 9-12											
	Total ADA	-										
25	Charter Name											
	Charter ADA by grade span											
	Grades K-3											
	Grades 4-6											
	Grades 7-8											
	Grades 9-12											
	Total ADA	-										
26	Charter Name											
	Charter ADA by grade span											
	Grades K-3											
	Grades 4-6											
	Grades 7-8											
	Grades 9-12											
	Total ADA	-										
27	Charter Name											
	Charter ADA by grade span											
	Grades K-3											
	Grades 4-6											
	Grades 7-8											
	Grades 9-12											
	Total ADA	-										
28	Charter Name											
	Charter ADA by grade span											
	Grades K-3											
	Grades 4-6											
	Grades 7-8											
	Grades 9-12											
	Total ADA	-										
29	Charter Name											
	Charter ADA by grade span											
	Grades K-3											
	Grades 4-6											
	Grades 7-8											
	Grades 9-12											
	Total ADA	-										
30	Charter Name											
	Charter ADA by grade span											
	Grades K-3											
	Grades 4-6											
	Grades 7-8											
	Grades 9-12											
	Total ADA	-										
31	Charter Name											
	Charter ADA by grade span											
	Grades K-3											
	Grades 4-6											
	Grades 7-8											
	Grades 9-12											
	Total ADA	-										
32	Charter Name											
	Charter ADA by grade span											
	Grades K-3											
	Grades 4-6											
	Grades 7-8											
	Grades 9-12											
	Total ADA	-										
33	Charter Name											
	Charter ADA by grade span											
	Grades K-3											
	Grades 4-6											
	Grades 7-8											
	Total ADA	-										

Elite Academic Academy - Mountain Empire (136978)		2019-20	2020-21	2021-22	2022-23	2023-24	2024-25	2025-26	2026-27	2027-28	2028-29	2029-30
	Grades 9-12											
	Total ADA				-	-	-	-	-	-	-	-
34	Charter Name											
	Charter ADA by grade span											
	Grades K-3											
	Grades 4-6											
	Grades 7-8											
	Grades 9-12											
	Total ADA				-	-	-	-	-	-	-	-
35	Charter Name											
	Charter ADA by grade span											
	Grades K-3											
	Grades 4-6											
	Grades 7-8											
	Grades 9-12											
	Total ADA				-	-	-	-	-	-	-	-
36	Charter Name											
	Charter ADA by grade span											
	Grades K-3											
	Grades 4-6											
	Grades 7-8											
	Grades 9-12											
	Total ADA				-	-	-	-	-	-	-	-
37	Charter Name											
	Charter ADA by grade span											
	Grades K-3											
	Grades 4-6											
	Grades 7-8											
	Grades 9-12											
	Total ADA				-	-	-	-	-	-	-	-
38	Charter Name											
	Charter ADA by grade span											
	Grades K-3											
	Grades 4-6											
	Grades 7-8											
	Grades 9-12											
	Total ADA				-	-	-	-	-	-	-	-
39	Charter Name											
	Charter ADA by grade span											
	Grades K-3											
	Grades 4-6											
	Grades 7-8											
	Grades 9-12											
	Total ADA				-	-	-	-	-	-	-	-
40	Charter Name											
	Charter ADA by grade span											
	Grades K-3											
	Grades 4-6											
	Grades 7-8											
	Grades 9-12											
	Total ADA				-	-	-	-	-	-	-	-
41	Charter Name											
	Charter ADA by grade span											
	Grades K-3											
	Grades 4-6											
	Grades 7-8											
	Grades 9-12											
	Total ADA				-	-	-	-	-	-	-	-
42	Charter Name											
	Charter ADA by grade span											
	Grades K-3											
	Grades 4-6											
	Grades 7-8											
	Grades 9-12											
	Total ADA				-	-	-	-	-	-	-	-
43	Charter Name											
	Charter ADA by grade span											
	Grades K-3											
	Grades 4-6											
	Grades 7-8											

Elite Academic Academy - Mountain Empire (136978)		2019-20	2020-21	2021-22	2022-23	2023-24	2024-25	2025-26	2026-27	2027-28	2028-29	2029-30
	Grades 9-12											
	Total ADA				-	-	-	-	-	-	-	-
44	Charter Name											
	Charter ADA by grade span											
	Grades K-3											
	Grades 4-6											
	Grades 7-8											
	Grades 9-12											
	Total ADA				-	-	-	-	-	-	-	-
45	Charter Name											
	Charter ADA by grade span											
	Grades K-3											
	Grades 4-6											
	Grades 7-8											
	Grades 9-12											
	Total ADA				-	-	-	-	-	-	-	-
46	Charter Name											
	Charter ADA by grade span											
	Grades K-3											
	Grades 4-6											
	Grades 7-8											
	Grades 9-12											
	Total ADA				-	-	-	-	-	-	-	-
47	Charter Name											
	Charter ADA by grade span											
	Grades K-3											
	Grades 4-6											
	Grades 7-8											
	Grades 9-12											
	Total ADA				-	-	-	-	-	-	-	-
48	Charter Name											
	Charter ADA by grade span											
	Grades K-3											
	Grades 4-6											
	Grades 7-8											
	Grades 9-12											
	Total ADA				-	-	-	-	-	-	-	-
49	Charter Name											
	Charter ADA by grade span											
	Grades K-3											
	Grades 4-6											
	Grades 7-8											
	Grades 9-12											
	Total ADA				-	-	-	-	-	-	-	-
50	Charter Name											
	Charter ADA by grade span											
	Grades K-3											
	Grades 4-6											
	Grades 7-8											
	Grades 9-12											
	Total ADA				-	-	-	-	-	-	-	-

Elite Academic Academy - Mountain Empire (136978) - FY 25.26 Adopted Budget								
5/23/2025								
DETAILED ADA CALCULATION	2022-23	2023-24	2024-25	2025-26	2026-27	2027-28	2028-29	2029-30
Third Prior Year ADA for the Hold Harmless (adjusted for current year charter shift)	2019-20 ADA	2020-21 ADA	2021-22 ADA	2022-23 ADA	2023-24 ADA	2024-25 ADA	2025-26 ADA	2026-27 ADA
Grades TK-3	-	-	-	-	-	-	-	-
Grades 4-6	-	-	-	-	-	-	-	-
Grades 7-8	-	-	-	-	-	-	-	-
Grades 9-12	-	-	-	-	-	-	-	-
LCFF Subtotal	-	-	-	-	-	-	-	-
NSS	-	-	-	-	-	-	-	-
Combined Subtotal	-	-	-	-	-	-	-	-
Second Prior Year ADA for the Hold Harmless (adjusted for current year charter shift)	2020-21 ADA	2021-22 ADA	2022-23 ADA	2023-24 ADA	2024-25 ADA	2025-26 ADA	2026-27 ADA	2027-28 ADA
Grades TK-3	-	-	-	-	-	-	-	-
Grades 4-6	-	-	-	-	-	-	-	-
Grades 7-8	-	-	-	-	-	-	-	-
Grades 9-12	-	-	-	-	-	-	-	-
LCFF Subtotal	-	-	-	-	-	-	-	-
NSS	-	-	-	-	-	-	-	-
Combined Subtotal	-	-	-	-	-	-	-	-
Prior Year ADA for the Hold Harmless (adjusted for current year charter shift)	2021-22 ADA	2022-23 ADA	2023-24 ADA	2024-25 ADA	2025-26 ADA	2026-27 ADA	2027-28 ADA	2028-29 ADA
Grades TK-3	-	-	-	-	-	-	-	-
Grades 4-6	-	-	-	-	-	-	-	-
Grades 7-8	-	-	-	-	-	-	-	-
Grades 9-12	-	-	-	-	-	-	-	-
LCFF Subtotal	-	-	-	-	-	-	-	-
NSS	-	-	-	-	-	-	-	-
Combined Subtotal	-	-	-	-	-	-	-	-
Net Adjustment to Prior Year ADA for Charter Shift								
Second Prior Year Net increase/(decrease) to prior year ADA due to Charter School Shift		-	-	-	-	-	-	-
Prior Year Net increase/(decrease) to prior year ADA due to Charter School Shift	-	-	-	-	-	-	-	-
Second prior year charter school shift percentage								
Prior year charter school shift percentage		0%	0%	0%	0%	0%	0%	0%
Prior 3-Year Average ADA (if charter shift percentage > -50%, adjusted for +/- current year charter shift) - Effective beginning in 2022-23								
Grades TK-3	-	-	-	-	-	-	-	-
Grades 4-6	-	-	-	-	-	-	-	-
Grades 7-8	-	-	-	-	-	-	-	-
Grades 9-12	-	-	-	-	-	-	-	-
LCFF Subtotal	-	-	-	-	-	-	-	-
NSS	-	-	-	-	-	-	-	-
Combined Subtotal	-	-	-	-	-	-	-	-
Current Year Charter Shift ADA for the Hold Harmless and 3-prior year average	-	-	-	-	-	-	-	-
Current Year ADA								
Grades TK-3	294.74	288.24	327.00	357.24	378.67	401.39	425.48	451.01
Grades 4-6	201.65	209.71	249.12	272.16	288.49	305.80	324.15	343.60
Grades 7-8	118.40	137.71	180.15	196.81	208.62	221.14	234.40	248.47
Grades 9-12	314.87	341.53	401.13	438.22	464.51	492.38	521.93	553.24
LCFF Subtotal	929.66	977.19	1,157.40	1,264.43	1,340.30	1,420.71	1,505.96	1,596.31
NSS	-	-	-	-	-	-	-	-
Combined Subtotal	929.66	977.19	1,157.40	1,264.43	1,340.30	1,420.71	1,505.96	1,596.31
Change in LCFF ADA (excludes NSS ADA)	929.66	977.19	1,157.40	1,264.43	1,340.30	1,420.71	1,505.96	1,596.31
	Increase	Increase	Increase	Increase	Increase	Increase	Increase	Increase
Funded LCFF ADA (greater of current year, prior year or 3-prior year average)								
Grades TK-3	294.74	288.24	327.00	357.24	378.67	401.39	425.48	451.01
Grades 4-6	201.65	209.71	249.12	272.16	288.49	305.80	324.15	343.60
Grades 7-8	118.40	137.71	180.15	196.81	208.62	221.14	234.40	248.47
Grades 9-12	314.87	341.53	401.13	438.22	464.51	492.38	521.93	553.24

Elite Academic Academy - Mountain Empire (136978) - FY 25.26 Adopted Budget								
5/23/2025								
DETAILED ADA CALCULATION	2022-23	2023-24	2024-25	2025-26	2026-27	2027-28	2028-29	2029-30
Subtotal	929.66	977.19	1,157.40	1,264.43	1,340.30	1,420.71	1,505.96	1,596.31
	<i>Current Year</i>	<i>Current Year</i>	<i>Current Year</i>	<i>Current Year</i>	<i>Current Year</i>	<i>Current Year</i>	<i>Current Year</i>	<i>Current Year</i>
Funded NSS ADA								
Grades TK-3	-	-	-	-	-	-	-	-
Grades 4-6	-	-	-	-	-	-	-	-
Grades 7-8	-	-	-	-	-	-	-	-
Grades 9-12	-	-	-	-	-	-	-	-
Subtotal	-	-	-	-	-	-	-	-
NPS, CDS, & COE Operated								
Grades TK-3	-	-	-	-	-	-	-	-
Grades 4-6	-	-	-	-	-	-	-	-
Grades 7-8	-	-	-	-	-	-	-	-
Grades 9-12	-	-	-	-	-	-	-	-
Subtotal	-	-	-	-	-	-	-	-
ACTUAL ADA (Current Year Only)								
Grades TK-3	294.74	288.24	327.00	357.24	378.67	401.39	425.48	451.01
Grades 4-6	201.65	209.71	249.12	272.16	288.49	305.80	324.15	343.60
Grades 7-8	118.40	137.71	180.15	196.81	208.62	221.14	234.40	248.47
Grades 9-12	314.87	341.53	401.13	438.22	464.51	492.38	521.93	553.24
Total Actual ADA	929.66	977.19	1,157.40	1,264.43	1,340.30	1,420.71	1,505.96	1,596.31
TOTAL FUNDED ADA, LCFF & NSS								
Grades TK-3	294.74	288.24	327.00	357.24	378.67	401.39	425.48	451.01
Grades 4-6	201.65	209.71	249.12	272.16	288.49	305.80	324.15	343.60
Grades 7-8	118.40	137.71	180.15	196.81	208.62	221.14	234.40	248.47
Grades 9-12	314.87	341.53	401.13	438.22	464.51	492.38	521.93	553.24
Total Funded ADA	929.66	977.19	1,157.40	1,264.43	1,340.30	1,420.71	1,505.96	1,596.31
<i>Funded Difference (Funded ADA less Actual ADA)</i>	-	-	-	-	-	-	-	-
FUNDED ADA for the Transitional Kindergarten Add-on								
Current Year TK ADA	38.50	21.07	50.72	55.41	58.73	62.26	65.99	69.95

FCMAT
FINANCIAL CRISIS & MANAGEMENT
ASSISTANCE TEAM

Elite Academic Academy - Mountain Empire (136978) - FY 25.26 Adoj						5/23/25				
EDUCATION PROTECTION ACCOUNT										
	Calculated* 2022-23	CDE P-2 Certification* 2023-24	Calculated* 2023-24	Estimated P-2 2024-25	Calculated* 2024-25	2025-26	2026-27	2027-28	2028-29	2029-30
EDUCATION PROTECTION ACCOUNT (EPA) MINIMUM ENTITLEMENT										
A-1 Total ADA for EPA Minimum	929.66	977.19	977.19	1,157.40	1,157.40	1,264.43	1,340.30	1,420.71	1,505.96	1,596.31
A-2 Minimum Funding per ADA	\$ 200	\$ 200	\$ 200	\$ 200	\$ 200	\$ 200	\$ 200	\$ 200	\$ 200	\$ 200
A-3 EPA Minimum Funding (A-1 * A-2)	\$ 185,932	\$ 195,438	\$ 195,438	\$ 231,480	\$ 231,480	\$ 252,886	\$ 268,059	\$ 284,143	\$ 301,191	\$ 319,263
EPA PROPORTIONATE SHARE CAP										
B3,B7 2012-13 Deficited Base RL/Charter Rate (adjusted for COLA eff. 21/22)	\$ -		\$ -	\$ -	\$ -	\$ -	\$ -	\$ -	\$ -	\$ -
B4, B8 Current Year Funded ADA, excluding NSS	929.66		977.19	1,157.40	1,157.40	1,264.43	1,340.30	1,420.71	1,505.96	1,596.31
B-11 2012-13 Deficited Other Revenue Limit per ADA (adjusted for COLA eff. 21/22)	-		-	-	-	-	-	-	-	-
B-12 Current Year Funded ADA, including NSS	929.66		977.19	1,157.40	1,157.40	1,264.43	1,340.30	1,420.71	1,505.96	1,596.31
B9+B13 Adjusted Total Revenue Limit	\$ -		\$ -	\$ -	\$ -	\$ -	\$ -	\$ -	\$ -	\$ -
B10,B14 Current Year Adjusted NSS Allowance	\$ -		\$ -	\$ -	\$ -	\$ -	\$ -	\$ -	\$ -	\$ -
B-16 Adjusted Revenue Limit/Adjusted General Purpose Funding for EPA	\$ -	\$ -	\$ -	\$ -	\$ -	\$ -	\$ -	\$ -	\$ -	\$ -
B-17 Local Revenue/In-Lieu of Property Taxes	\$ 2,129,944	\$ 2,250,674	\$ 2,252,667	\$ 2,696,217	\$ 2,696,217	\$ 2,945,548	\$ 3,122,281	\$ 3,309,618	\$ 3,508,195	\$ 3,718,687
B-18 EPA Proportionate Share Cap (B-16 - B-17; If less than 0, B-18 = 0)	\$ -	\$ -	\$ -	\$ -	\$ -	\$ -	\$ -	\$ -	\$ -	\$ -
EPA PROPORTIONATE SHARE										
C-1 Adjusted Revenue Limit/Adjusted General Purpose Funding for EPA	\$-	\$-	\$-	\$-	\$-	\$-	\$-	\$-	\$-	\$-
C-2 Statewide EPA Proportionate Share Ratio (as of P-2 certification)		21.98880689%		28.19204594%		28.19204594%	28.19204594%	28.19204594%	28.19204594%	28.19204594%
C-3 EPA Proportionate Share (C-1 * C-2)	\$ -	\$ -	\$ -	\$ -	\$ -	\$ -	\$ -	\$ -	\$ -	\$ -
EPA ENTITLEMENT										
D-1 EPA Entitlement (If C-3 < B-18, then C-3; else B-18); (If C-3 and B-18 < A-3, then A-3)	\$ 185,932	\$ 195,438	\$ 195,438	\$ 231,480	\$ 231,480	\$ 252,886	\$ 268,059	\$ 284,143	\$ 301,191	\$ 319,263
D-2 Miscellaneous Adjustments**	\$-	\$-	\$-	\$-	\$-	\$-	\$-	\$-	\$-	\$-
D-3 Adjusted EPA Entitlement (D-1 + D-2)	185,932	195,438	195,438	231,480	231,480	252,886	268,059	284,143	301,191	319,263
D-4 Prior Year Annual Adjustment	-	\$-	-	\$-	-	-	-	-	-	-
D-5 P2 Entitlement Net of PY Adjustment	185,932	\$ 195,438	195,438	\$ 231,480	231,480	252,886	268,059	284,143	301,191	319,263
C-2 Statewide EPA Proportionate Share Ratio (as of Annual certification)	12.84814107%	22.03836064%	22.03836064%	28.19204594%	28.19204594%	28.19204594%	28.19204594%	28.19204594%	28.19204594%	28.19204594%
Adjusted EPA Allocation (used to calculate LCFF Revenue)		\$ 195,438		\$ 231,480		252,886	268,059	284,143	301,191	319,263

*CDE P-2 Certification and Calculated columns can be compared to determine accruals cents. Enter accrual information on Data Entry tab.
**A miscellaneous adjustment increases EPA State Aid (object 8012) funding in lieu of iso an LEA when it is overpaid. EPA State Aid offsets LCFF State Aid (object 8011). It is calculated a single time at P2.

Elite Academic Academy - Mountain Empire (136978) - FY 25.26 Adopted Budget								
5/23/2025								
Budget	2022-23	2023-24	2024-25	2025-26	2026-27	2027-28	2028-29	2029-30
General Assumptions								
COLA & Augmentation	13.26%	8.22%	1.07%	2.30%	3.02%	3.42%	3.31%	3.24%
Base Grant Proration Factor	0.00%	0.00%	0.00%	0.00%	0.00%	0.00%	0.00%	0.00%
Add-on, ERT & MSA Proration Factor	0.00%	0.00%	0.00%	0.00%	0.00%	0.00%	0.00%	0.00%
Student Assumptions:								
Enrollment Count	817	853	1,045	1,142	1,210	1,283	1,360	1,441
Unduplicated Pupil Count (UPC)	339	364	500	546	578	613	650	689
Unduplicated Pupil Percentage (UPP)	41.17%	41.96%	44.29%	46.36%	47.80%	47.80%	47.80%	47.80%
Current Year LCFF Average Daily Attendance (ADA)	929.66	977.19	1,157.40	1,264.43	1,340.30	1,420.71	1,505.96	1,596.31
Funded LCFF ADA	929.66	977.19	1,157.40	1,264.43	1,340.30	1,420.71	1,505.96	1,596.31
LCFF ADA Funding Method	Current Year	Current Year	Current Year	Current Year	Current Year	Current Year	Current Year	Current Year
Current Year Necessary Small School (NSS) ADA	-	-	-	-	-	-	-	-
Funded NSS ADA	-	-	-	-	-	-	-	-
LCFF Entitlement Summary								
Base Grant	\$9,207,698	\$10,501,746	\$12,572,404	\$14,050,924	\$15,343,740	\$16,820,750	\$18,420,187	\$20,157,944
Grade Span Adjustment	371,884	404,020	467,818	522,721	570,846	625,364	685,318	749,661
Adjusted Base Grant	\$9,579,582	\$10,905,766	\$13,040,222	\$14,573,645	\$15,914,586	\$17,446,114	\$19,105,505	\$20,907,605
Supplemental Grant	788,783	915,213	1,155,103	1,351,268	1,521,434	1,667,850	1,826,487	1,998,767
Concentration Grant	-	-	-	-	-	-	-	-
Total Base, Supplemental and Concentration Grant	\$10,368,365	\$11,820,979	\$14,195,325	\$15,924,913	\$17,436,020	\$19,113,964	\$20,931,992	\$22,906,372
Allowance: Necessary Small School	-	-	-	-	-	-	-	-
Add-on: Targeted Instructional Improvement Block Grant	-	-	-	-	-	-	-	-
Add-on: Home-to-School Transportation	-	-	-	-	-	-	-	-
Add-on: Small School District Bus Replacement Program	-	-	-	-	-	-	-	-
Add-on: Economic Recovery Target	-	-	-	-	-	-	-	-
Add-on: Transitional Kindergarten	108,301	64,137	156,065	174,431	190,476	208,816	228,670	250,225
Total Allowance and Add-On Amounts	\$108,301	\$64,137	\$156,065	\$174,431	\$190,476	\$208,816	\$228,670	\$250,225
Total LCFF Entitlement Before Adjustments (excludes Additional State Aid)	\$10,476,666	\$11,885,116	\$14,351,390	\$16,099,344	\$17,626,496	\$19,322,780	\$21,160,662	\$23,156,597
Miscellaneous Adjustments	-	-	-	-	-	-	-	-
Total LCFF Entitlement (excludes Additional State Aid)	\$ 10,476,666	\$ 11,885,116	\$ 14,351,390	\$ 16,099,344	\$ 17,626,496	\$ 19,322,780	\$ 21,160,662	\$ 23,156,597
LCFF Entitlement Per ADA (excludes Categorical MSA)	\$ 11,269	\$ 12,163	\$ 12,400	\$ 12,732	\$ 13,151	\$ 13,601	\$ 14,051	\$ 14,506
Additional State Aid	-	-	-	-	-	-	-	-
Total LCFF Entitlement with Additional State Aid	10,476,666	11,885,116	14,351,390	16,099,344	17,626,496	19,322,780	21,160,662	23,156,597
LCFF Sources Summary								
Funding Source Summary								
Local Revenue and In-Lieu of Property Taxes (net for school districts)	\$ 2,129,944	\$ 2,252,667	\$ 2,696,217	\$ 2,945,548	\$ 3,122,281	\$ 3,309,618	\$ 3,508,195	\$ 3,718,687
Education Protection Account Entitlement (includes \$200/minimum per ADA)	\$ 185,932	\$ 195,438	\$ 231,480	\$ 252,886	\$ 268,059	\$ 284,143	\$ 301,191	\$ 319,263
Net State Aid (excludes Additional State Aid)	\$ 8,160,790	\$ 9,437,011	\$ 11,423,693	\$ 12,900,910	\$ 14,236,156	\$ 15,729,019	\$ 17,351,276	\$ 19,118,647
Additional State Aid	\$ -	\$ -	\$ -	\$ -	\$ -	\$ -	\$ -	\$ -
Total Funding Sources	\$ 10,476,666	\$ 11,885,116	\$ 14,351,390	\$ 16,099,344	\$ 17,626,496	\$ 19,322,780	\$ 21,160,662	\$ 23,156,597
Funding Source by Resource-Object								
State Aid (Resource Code 0000, Object Code 8011)	\$ 8,160,790	\$ 9,437,011	\$ 11,423,693	\$ 12,900,910	\$ 14,236,156	\$ 15,729,019	\$ 17,351,276	\$ 19,118,647
EPA, Current Year (Resource 1400, Object Code 8012)	\$ 185,932	\$ 195,438	\$ 231,480	\$ 252,886	\$ 268,059	\$ 284,143	\$ 301,191	\$ 319,263
(P-2 plus Current Year Accrual)	-	-	-	-	-	-	-	-
EPA, Prior Year Adjustment (Resource 1400, Object Code 8019)	\$ -	\$ -	\$ -	\$ -	\$ -	\$ -	\$ -	\$ -
(P-A less Prior Year Accrual)	-	-	-	-	-	-	-	-
Property Taxes (Object 8021 to 8089)	\$ -	\$ -	\$ -	\$ -	\$ -	\$ -	\$ -	\$ -
% Change	0.0000%	0.0000%	0.0000%	0.0000%	0.0000%	0.0000%	0.0000%	0.0000%
In-Lieu of Property Taxes (Object Code 8096)	2,129,944	2,252,667	2,696,217	2,945,548	3,122,281	3,309,618	3,508,195	3,718,687
Entitlement and Source Reconciliation								
Basic Aid/Excess Tax District Status	\$ -	\$ -	\$ -	\$ -	\$ -	\$ -	\$ -	\$ -
Total LCFF Entitlement	\$ 10,476,666	\$ 11,885,116	\$ 14,351,390	\$ 16,099,344	\$ 17,626,496	\$ 19,322,780	\$ 21,160,662	\$ 23,156,597
Additional State Aid	\$ -	\$ -	\$ -	\$ -	\$ -	\$ -	\$ -	\$ -
Additional EPA Minimum Entitlement (excess to LCFF Entitlement)	\$ -	\$ -	\$ -	\$ -	\$ -	\$ -	\$ -	\$ -
Excess Taxes before Minimum State Aid	\$ -	\$ -	\$ -	\$ -	\$ -	\$ -	\$ -	\$ -
Total Funding Sources	\$ 10,476,666	\$ 11,885,116	\$ 14,351,390	\$ 16,099,344	\$ 17,626,496	\$ 19,322,780	\$ 21,160,662	\$ 23,156,597
LCAP Percentage to Increase or Improve Services Calculation								
Base Grant (Excludes add-ons for TIIG & Transportation)	\$ 9,687,883	\$ 10,969,903	\$ 13,196,287	\$ 14,748,076	\$ 16,105,062	\$ 17,654,930	\$ 19,334,175	\$ 21,157,830
Supplemental and Concentration Grant funding in the LCAP year	\$ 788,783	\$ 915,213	\$ 1,155,103	\$ 1,351,268	\$ 1,521,434	\$ 1,667,850	\$ 1,826,487	\$ 1,998,767
Projected Additional 15% Concentration Grant funding in the LCAP year	\$ -	\$ -	\$ -	\$ -	\$ -	\$ -	\$ -	\$ -
Percentage to Increase or Improve Services	8.14%	8.34%	8.75%	9.16%	9.45%	9.45%	9.45%	9.45%
Necessary Small School Allowance by School								
District Current Year Necessary Small School (NSS) ADA	-	-	-	-	-	-	-	-
District Funded NSS ADA	-	-	-	-	-	-	-	-
District NSS Allowance	\$ -	\$ -	\$ -	\$ -	\$ -	\$ -	\$ -	\$ -
NSS #1	-	-	-	-	-	-	-	-
NSS Funding Basis (Greater of CY, PY, or 3PY Average)	Current Yr	Current Yr	Current Yr	Current Yr	Current Yr	Current Yr	Current Yr	Current Yr

Elite Academic Academy - Mountain Empire (136978) - FY 25.26 Adopted									
5/23/2025									
Budget									
	2022-23	2023-24	2024-25	2025-26	2026-27	2027-28	2028-29	2029-30	
CY ADA (Actual)	-	-	-	-	-	-	-	-	-
Funded ADA for NSS	-	-	-	-	-	-	-	-	-
Funded NSS Allowance	\$ -	\$ -	\$ -	\$ -	\$ -	\$ -	\$ -	\$ -	-
NSS #2									
NSS Funding Basis (Greater of CY, PY, or 3PY Average)	Current Yr	Current Yr	Current Yr	Current Yr	Current Yr	Current Yr	Current Yr	Current Yr	
CY ADA (Actual)	-	-	-	-	-	-	-	-	-
Funded ADA for NSS	-	-	-	-	-	-	-	-	-
Funded NSS Allowance	\$ -	\$ -	\$ -	\$ -	\$ -	\$ -	\$ -	\$ -	-
NSS #3									
NSS Funding Basis (Greater of CY, PY, or 3PY Average)	Current Yr	Current Yr	Current Yr	Current Yr	Current Yr	Current Yr	Current Yr	Current Yr	
CY ADA (Actual)	-	-	-	-	-	-	-	-	-
Funded ADA for NSS	-	-	-	-	-	-	-	-	-
Funded NSS Allowance	\$ -	\$ -	\$ -	\$ -	\$ -	\$ -	\$ -	\$ -	-
NSS #4									
NSS Funding Basis (Greater of CY, PY, or 3PY Average)	Current Yr	Current Yr	Current Yr	Current Yr	Current Yr	Current Yr	Current Yr	Current Yr	
CY ADA (Actual)	-	-	-	-	-	-	-	-	-
Funded ADA for NSS	-	-	-	-	-	-	-	-	-
Funded NSS Allowance	\$ -	\$ -	\$ -	\$ -	\$ -	\$ -	\$ -	\$ -	-
NSS #5									
NSS Funding Basis (Greater of CY, PY, or 3PY Average)	Current Yr	Current Yr	Current Yr	Current Yr	Current Yr	Current Yr	Current Yr	Current Yr	
CY ADA (Actual)	-	-	-	-	-	-	-	-	-
Funded ADA for NSS	-	-	-	-	-	-	-	-	-
Funded NSS Allowance	\$ -	\$ -	\$ -	\$ -	\$ -	\$ -	\$ -	\$ -	-
PER-ADA FUNDING LEVELS									
Base, Supplemental and Concentration Rate per ADA									
Grades TK-3	\$ 10,952.20	\$ 11,870.01	\$ 12,048.40	\$ 12,372.87	\$ 12,780.17	\$ 13,216.22	\$ 13,654.46	\$ 14,097.09	
Grades 4-6	\$ 10,070.09	\$ 10,913.99	\$ 11,078.48	\$ 11,376.31	\$ 11,750.31	\$ 12,152.40	\$ 12,554.48	\$ 12,960.95	
Grades 7-8	\$ 10,368.82	\$ 11,237.00	\$ 11,406.14	\$ 11,712.87	\$ 12,098.71	\$ 12,512.85	\$ 12,926.98	\$ 13,345.50	
Grades 9-12	\$ 12,328.93	\$ 13,361.48	\$ 13,563.71	\$ 13,927.81	\$ 14,386.32	\$ 14,878.25	\$ 15,371.27	\$ 15,868.67	
Base Grants									
Grades TK-3	\$ 9,166	\$ 9,919	\$ 10,025	\$ 10,256	\$ 10,566	\$ 10,927	\$ 11,289	\$ 11,655	
Grades 4-6	\$ 9,304	\$ 10,069	\$ 10,177	\$ 10,411	\$ 10,725	\$ 11,092	\$ 11,459	\$ 11,830	
Grades 7-8	\$ 9,580	\$ 10,367	\$ 10,478	\$ 10,719	\$ 11,043	\$ 11,421	\$ 11,799	\$ 12,181	
Grades 9-12	\$ 11,102	\$ 12,015	\$ 12,144	\$ 12,423	\$ 12,798	\$ 13,236	\$ 13,674	\$ 14,117	
Grade Span Adjustment									
Grades TK-3	\$ 953	\$ 1,032	\$ 1,043	\$ 1,067	\$ 1,099	\$ 1,136	\$ 1,174	\$ 1,212	
Grades 9-12	\$ 289	\$ 312	\$ 316	\$ 323	\$ 333	\$ 344	\$ 356	\$ 367	
Prorated Base, Supplemental and Concentration Rate per ADA									
Grades TK-3	\$ 10,119	\$ 10,951	\$ 11,068	\$ 11,323	\$ 11,665	\$ 12,063	\$ 12,463	\$ 12,867	
Grades 4-6	\$ 9,304	\$ 10,069	\$ 10,177	\$ 10,411	\$ 10,725	\$ 11,092	\$ 11,459	\$ 11,830	
Grades 7-8	\$ 9,580	\$ 10,367	\$ 10,478	\$ 10,719	\$ 11,043	\$ 11,421	\$ 11,799	\$ 12,181	
Grades 9-12	\$ 11,391	\$ 12,327	\$ 12,460	\$ 12,746	\$ 13,131	\$ 13,580	\$ 14,030	\$ 14,484	
Prorated Base Grants									
Grades TK-3	\$ 9,166	\$ 9,919	\$ 10,025	\$ 10,256	\$ 10,566	\$ 10,927	\$ 11,289	\$ 11,655	
Grades 4-6	\$ 9,304	\$ 10,069	\$ 10,177	\$ 10,411	\$ 10,725	\$ 11,092	\$ 11,459	\$ 11,830	
Grades 7-8	\$ 9,580	\$ 10,367	\$ 10,478	\$ 10,719	\$ 11,043	\$ 11,421	\$ 11,799	\$ 12,181	
Grades 9-12	\$ 11,102	\$ 12,015	\$ 12,144	\$ 12,423	\$ 12,798	\$ 13,236	\$ 13,674	\$ 14,117	
Prorated Grade Span Adjustment									
Grades TK-3	\$ 953	\$ 1,032	\$ 1,043	\$ 1,067	\$ 1,099	\$ 1,136	\$ 1,174	\$ 1,212	
Grades 9-12	\$ 289	\$ 312	\$ 316	\$ 323	\$ 333	\$ 344	\$ 356	\$ 367	
Supplemental Grant									
Maximum - 1.00 ADA, 100% UPP	20%	20%	20%	20%	20%	20%	20%	20%	
Grades TK-3	\$ 2,024	\$ 2,190	\$ 2,214	\$ 2,265	\$ 2,333	\$ 2,413	\$ 2,493	\$ 2,573	
Grades 4-6	\$ 1,861	\$ 2,014	\$ 2,035	\$ 2,082	\$ 2,145	\$ 2,218	\$ 2,292	\$ 2,366	
Grades 7-8	\$ 1,916	\$ 2,073	\$ 2,096	\$ 2,144	\$ 2,209	\$ 2,284	\$ 2,360	\$ 2,436	
Grades 9-12	\$ 2,278	\$ 2,465	\$ 2,492	\$ 2,549	\$ 2,626	\$ 2,716	\$ 2,806	\$ 2,897	
Actual - 1.00 ADA, Local UPP as follows:									
Grades TK-3	\$ 833	\$ 919	\$ 980	\$ 1,050	\$ 1,115	\$ 1,153	\$ 1,191	\$ 1,230	
Grades 4-6	\$ 766	\$ 845	\$ 901	\$ 965	\$ 1,025	\$ 1,060	\$ 1,095	\$ 1,131	
Grades 7-8	\$ 789	\$ 870	\$ 928	\$ 994	\$ 1,056	\$ 1,092	\$ 1,128	\$ 1,165	
Grades 9-12	\$ 938	\$ 1,034	\$ 1,104	\$ 1,182	\$ 1,255	\$ 1,298	\$ 1,341	\$ 1,385	
Concentration Grant (>55% population)									
Maximum - 1.00 ADA, 100% UPP	65%	65%	65%	65%	65%	65%	65%	65%	
Grades TK-3	\$ 6,577	\$ 7,118	\$ 7,194	\$ 7,360	\$ 7,582	\$ 7,841	\$ 8,101	\$ 8,364	
Grades 4-6	\$ 6,048	\$ 6,545	\$ 6,615	\$ 6,767	\$ 6,971	\$ 7,210	\$ 7,448	\$ 7,690	
Grades 7-8	\$ 6,227	\$ 6,739	\$ 6,811	\$ 6,967	\$ 7,178	\$ 7,424	\$ 7,669	\$ 7,918	
Grades 9-12	\$ 7,404	\$ 8,013	\$ 8,099	\$ 8,285	\$ 8,535	\$ 8,827	\$ 9,120	\$ 9,415	
Actual - 1.00 ADA, Local UPP >55% as follows:									
Grades TK-3	\$ -	\$ -	\$ -	\$ -	\$ -	\$ -	\$ -	\$ -	
Grades 4-6	\$ -	\$ -	\$ -	\$ -	\$ -	\$ -	\$ -	\$ -	
Grades 7-8	\$ -	\$ -	\$ -	\$ -	\$ -	\$ -	\$ -	\$ -	
Grades 9-12	\$ -	\$ -	\$ -	\$ -	\$ -	\$ -	\$ -	\$ -	

Elite Academic Academy – Mountain Empire
RESOLUTION
Regarding the Appointment of Secretary and Authorized Signers
Dated: June 12, 2025

The undersigned, on behalf of Elite Academic Academy – Mountain Empire, a California nonprofit public benefit corporation (the “Company”), hereby certifies that the resolutions set forth below were adopted by the Board of Directors (the “Board”) of the Company, in accordance with Section 5211(a) of the California Nonprofit Corporation Law and Article VI of the Bylaws, at a duly noticed meeting held on June 12, 2025, Pacific Time. A quorum of the Board was present at the meeting.

WHEREAS, Ms. Ashlea Kirkland Haynes has been appointed by the Board of Directors to serve as Chief Executive Officer of Elite Academic Academy – Mountain Empire, effective **July 1, 2025**; and

WHEREAS, in accordance with Board Bylaw VIII, Section 9, the CEO is to be appointed by the Board to serve as Secretary to the Board;

NOW, THEREFORE, BE IT FOUND, DETERMINED AND RESOLVED BY THE BOARD OF DIRECTORS OF ELITE ACADEMIC ACADEMY – MOUNTAIN EMPIRE AS FOLLOWS:

1. **Ashlea Kirkland Haynes is hereby appointed to serve as Secretary to the Board of Directors, effective July 1, 2025**, with all accompanying duties and responsibilities in accordance with Board Bylaw VIII, Section 9.
2. As Secretary, **Ashlea Kirkland Haynes shall be responsible for overseeing and managing all Elite Academic Academy – Mountain Empire bank accounts and financial instruments.**
3. In anticipation of her appointment, **the Board hereby authorizes Ashlea Kirkland Haynes to engage with the organization’s banking institutions on or after June 12, 2025, to update account access and establish appropriate financial authority in preparation for assuming her role as CEO and Secretary.**
4. **Ashlea Kirkland Haynes shall be designated as an authorized signer on all Elite Academic Academy – Mountain Empire bank accounts and financial instruments, effective immediately upon adoption of this resolution.**
5. The Board further **authorizes Ashlea Kirkland Haynes to apply for and obtain any new organizational credit or debit cards necessary for conducting official business** on behalf of the organization.
6. **All credit cards issued to former CEO Meghan Freeman shall be deactivated and closed prior to June 30, 2025.**

7. **Meghan Freeman shall be removed as an authorized signer** on all Elite Academic Academy – Mountain Empire bank accounts and financial instruments **no later than June 30, 2025.**
-

CERTIFICATE OF ADOPTION

I hereby certify that the foregoing resolutions were adopted by the Board of Directors on June 12, 2025, by the following vote:

Name	Aye	Nay	Abstained	Absent
Kent Christensen	_____	_____	_____	_____
Lindsey Burkett	_____	_____	_____	_____
Hector Valdez	_____	_____	_____	_____

The undersigned further certifies that the foregoing Resolution has not been modified, amended, or rescinded and is in full force and effect as of the date hereof.

By: _____

Name: _____

Title: Board President, Elite Academic Academy – Mountain Empire

The Secretary of the Board certifies that the above is a true and correct copy of the resolution that was duly adopted at a meeting on June 12, 2025, of the Board of Directors.

By: _____

Name: Ashlea Kirkland Haynes

Title: Chief Executive Officer (Effective July 1, 2025) / Secretary to the Board (Effective July 1, 2025)



**Board of Directors Meetings
2025/26 School Year
EAA- Mountain Empire at 10:00 am**

July 19, 2025
August 7, 2025
September 4, 2025
October 2, 2025
October 16, 2025
November 6, 2025
December 4, 2025

February 5, 2026
March 5, 2026
April 2, 2026
May 7, 2026
June 4, 2026
June 18, 2026